

**SUMMARY TEST DATA
ON
LM-6G18G-15-10W-SFF**

Customer: _____
 SO No: _____
 Model No: LM-6G18G-15-10W-SFF
 Serial No: 13030
 Part No: _____

Tested By: John R
 Temperature: +25°C
 Date: 3/12/2021
 Drawing No: 27612832 REV: B1

TEST. ITEM NO	PARAMETERS	SPECIFIED VALUE	Test Results	QA QC
1	Frequency Range:	6 GHz to 18 GHz	6 GHz to 18 GHz	PMI QA 2
2	Insertion Loss: @ 0 dBm Input	2.5 dB Typical	1.87 dB See Plot	
3	Input Power (CW):	10 Watts Maximum	Pass See Typical Characteristics	
4	Input Power (Peak):	100 Watts Maximum (@ 1 μs Pulse Width, 0.1% Duty Cycle)	Pass See Typical Characteristics	
5	Leakage Power:	+15 dBm Typical	+12.1 dBm	PMI QA 2

QA/QC Approval: _____



77

PMI
QA 2

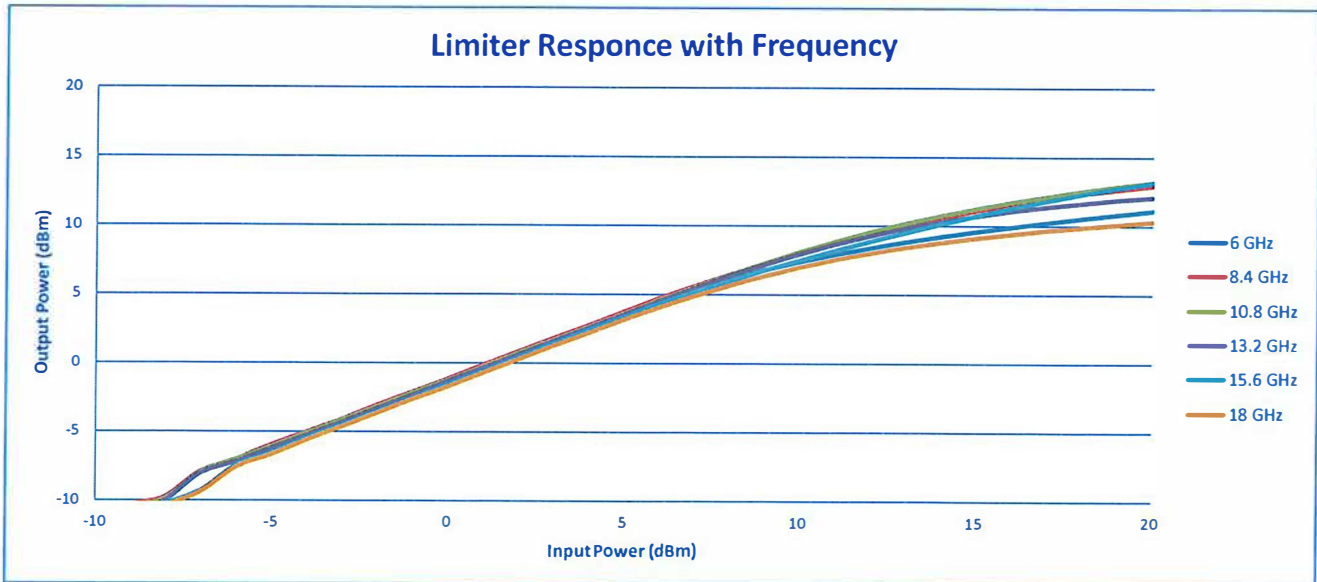
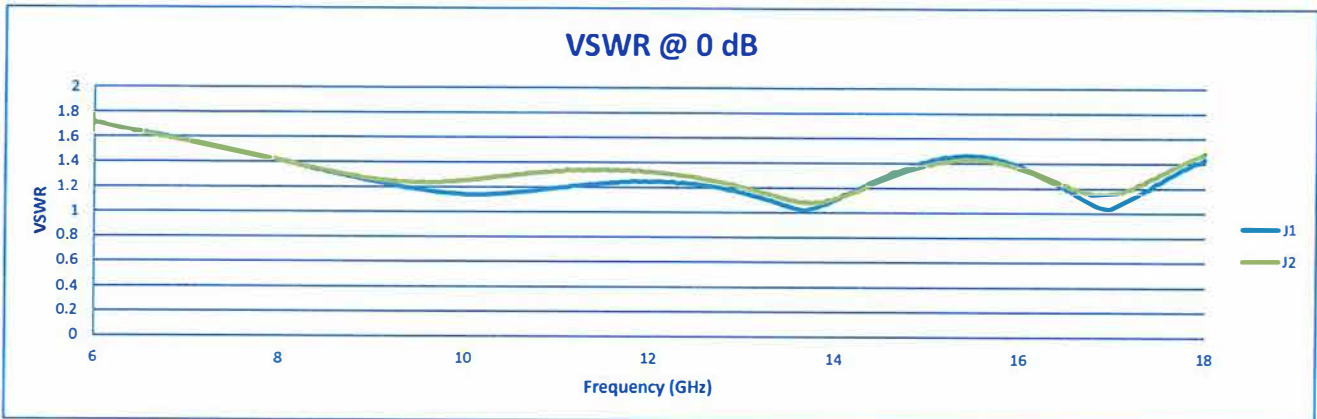
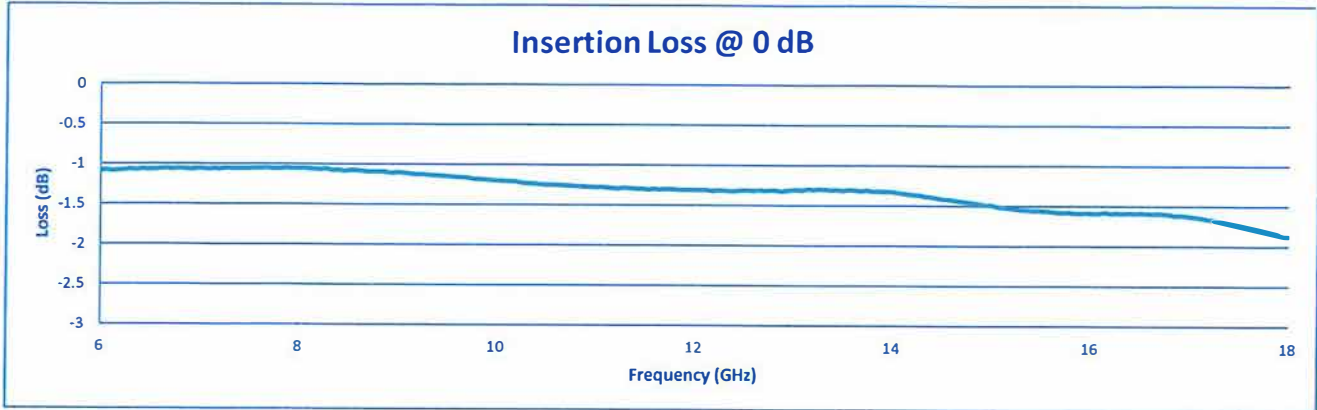
Date: _____

3/13/21

7311-F Grove Road Frederick, MD 21704 USA Phone: (301)662-5019 Fax: (301)662-1731
 Email: sales@pmi-rf.com

SUMMARY TEST DATA ON LM-6G18G-15-10W-SFF

13030



7311-F Grove Road Frederick, MD 21704 USA Phone: (301)662-5019 Fax: (301)662-1731
Email: sales@pmi-rf.com