SUMMARY TEST DATA
ON
PVA-500M18G-60-SFF

Customer:		Tested By:	K. Mansfield
Job No:		Date:	Wednesday, September 8, 2021
Model No:	PVA-500M18G-60-SFF	Temperature:	+25° C
Serial No:	13217	Drawing No:	27622555 Rev: B1
Part No:			

TEST. ITEM NO	PARAMETERS	SPECIFIED VALUE	PASS/FAIL	QA QC
1	Frequency Range:	0.5 GHz to 18 GHz	0.5 GHz to 18 GHz	PMI QA 2
2	Insertion Loss:	0.5 to 12.0 GHz 4.5 dB Max. 12.0 to 18.0 GHz 5.2 dB Max.	3.7 dB 3.8 dB See Plot	
3	VSWR:	2.2:1 Max.	1.6:1 See Plot	
4	Attenuation Flatness:	0 - 30 dB ±2.5 dB Max. 30 - 40 dB ±3.5 dB Max. 40 - 50 dB ±4.5 dB Max. 50 - 60 dB ±5.5 dB Max.	±1.49 dB ±2.25 dB ±3.02 dB ±4.14 dB See Plot	
5	Attenuation Accuracy:	0 - 10 dB ±1.0 dB Max. 10 - 20 dB ±1.5 dB Max. 20 - 40 dB ±2.0 dB Max. 40 - 60 dB ±2.5 dB Max.	0.37 dB 0.42 dB 0.88 dB 1.01 dB See Plot	
6	Rise and Fall Time:	3 us Max.	< 2 µs See Typical Characteristics	
7	RF Power (Operating):	+20 dBm CW Max.	Pass	
8	RF Power (Survival):	+30 dBm CW Max.	Pass	
9	Power Supply:	+12 VDC @ 250 mA Max. -12 VDC @ 50 mA Max.	+12 VDC @ 110 mA -12 VDC @ 0 mA	
10	Control:	10 dB / Volt Analog Controlled	Pass	PMI QA 2

Voltage Control (mV)	Programmed Attenuation (dB)	Attenuation (dB)	Accuracy of Attenuation (dB)	Flatness (± dB)
1500	15	15.3	0.3	0.5
2500	25	25.5	0.5	1.1
3500	35	35.9	0.9	1.9
4500	45	45.9	0.9	2.6
5500	55	55.4	0.4	3.5

QA/QC Approval: PMI QA 2 Date: 9/9/2021

7311-F Grove Road Frederick, MD 21704 USA Phone: (301)662-5019 Fax: (301)662-1731
Email: sales@pmi-rf.com

SUMMARY TEST DATA
ON
PVA-500M18G-60-SFF

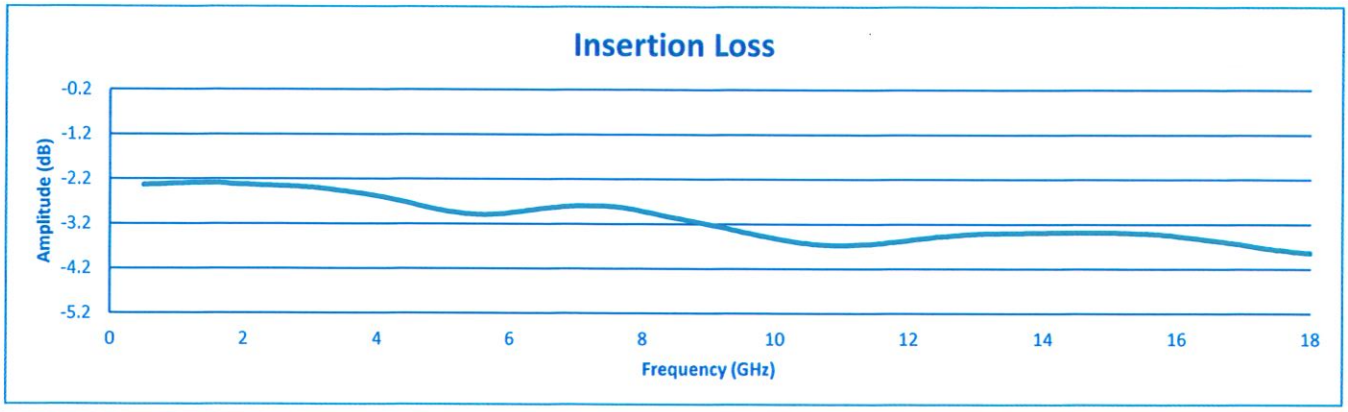

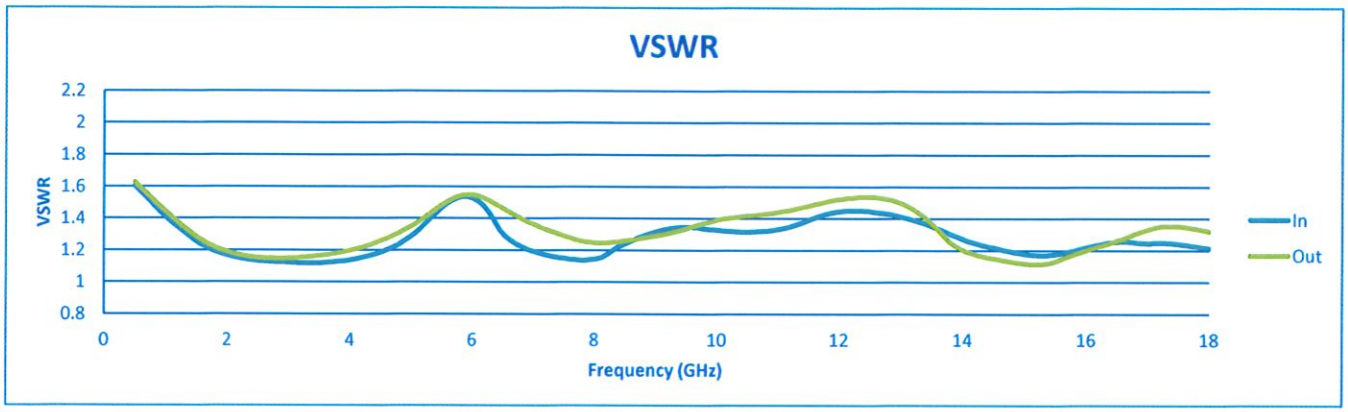

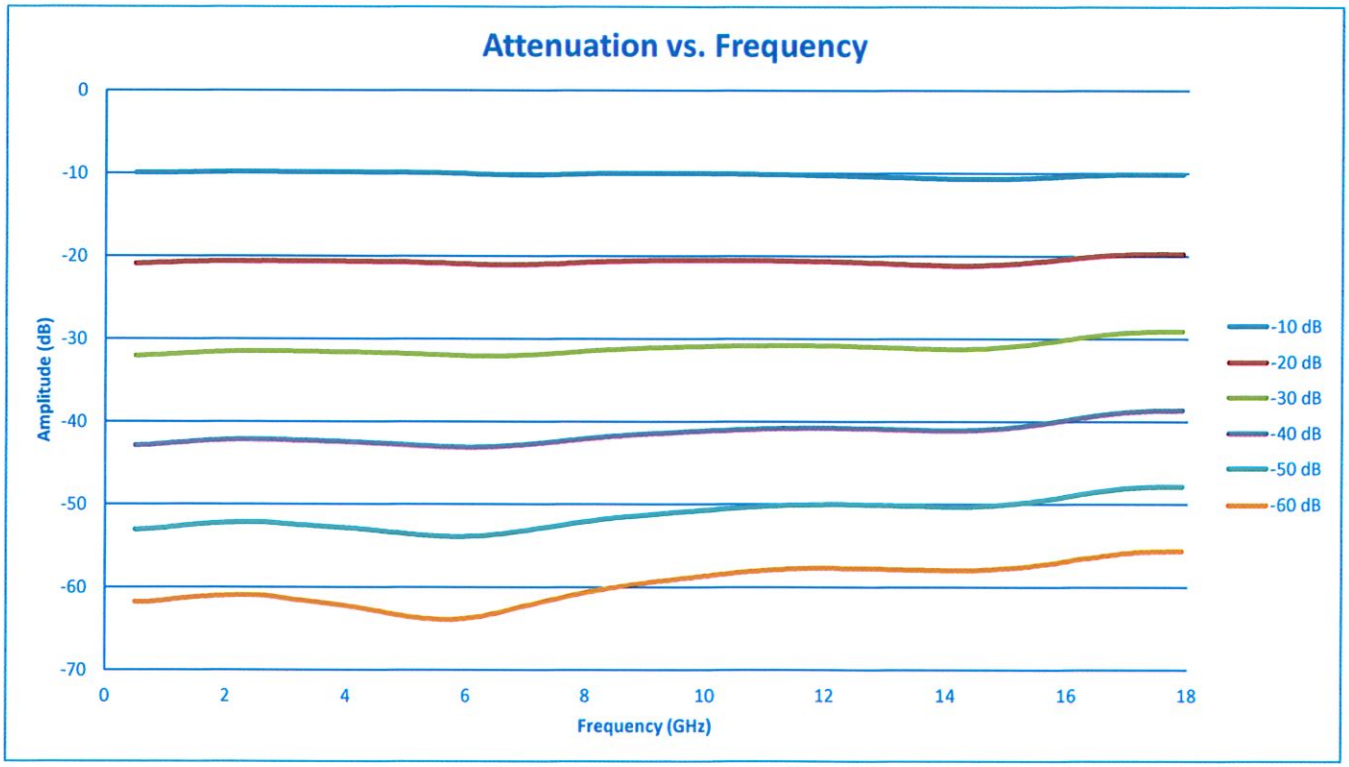

7311-F Grove Road Frederick, MD 21704 USA Phone: (301)662-5019 Fax: (301)662-1731
Email: sales@pmi-rf.com