

**SUMMARY TEST DATA
ON
APD-4-800M2D5G-SFF-30W**

Customer: _____
 SO No: _____
 Model No: APD-4-800M2D5G-SFF-30W
 Serial No: 13395

Tested By: J. Alexis
 Temperature: +25 C
 Date: 11/30/2021
 Drawing No: 27625663 Rev: A1

TEST ITEM NO.	PARAMETERS	SPECIFIED VALUE	TEST RESULTS	QA QC
1	Frequency Range	0.8 GHz – 2.5 GHz	0.8 GHz – 2.5 GHz	PMI QA 2
2	Insertion Loss	0.7 dB MAX (Above 6.02 dB Split)	0.47 dB (See Plot)	
3	Isolation	20dB Min	23.56 dB (See Plot)	
4	VSWR	1.25:1 Max	INPUT: 1.12:1 OUTPUT: 1.11:1 (See Plot)	
5	Amplitude Balance	±0.3 dB Typical	0.1 dB (See Plot)	
6	Phase Balance	±6° Typical	0.53° (See Plot)	
7	Power Handling:	Forward ≤30W Reversed ≤1 W	Pass See Typical Characteristics	
8	Impedance:	50 Ω	50 Ω	

Note: Amplitude and phase balance are relative to J2 Port.

QA/QC Approval: _____

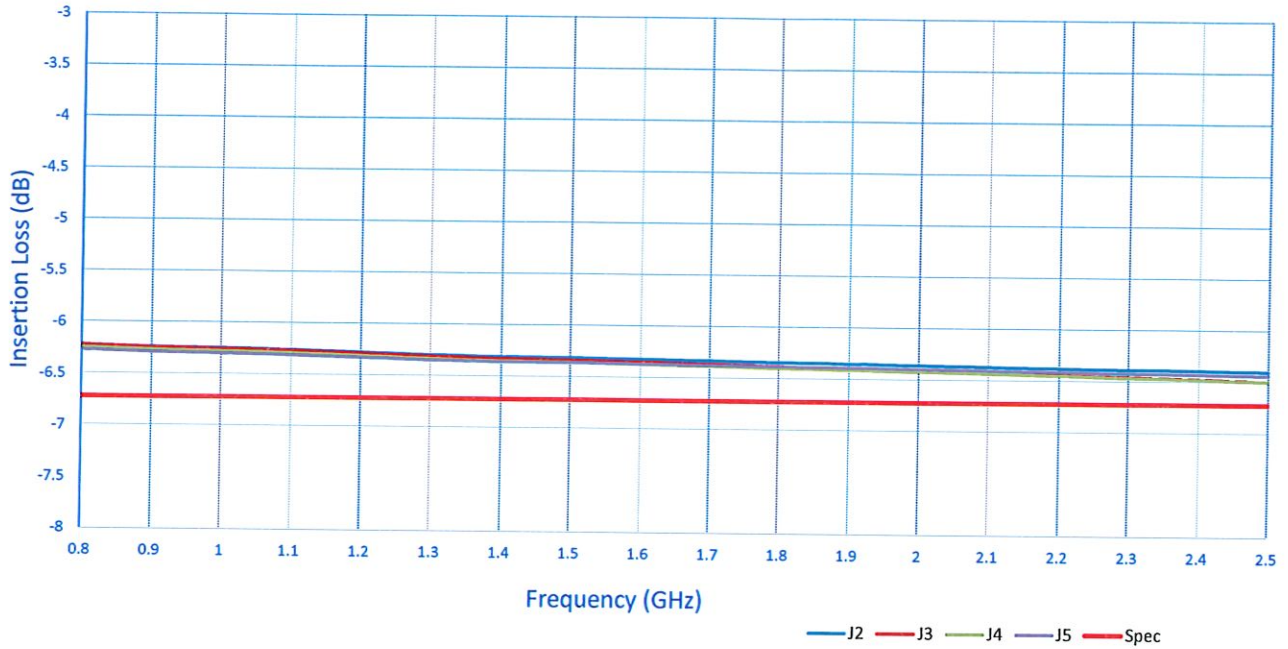


PMI
QA 2

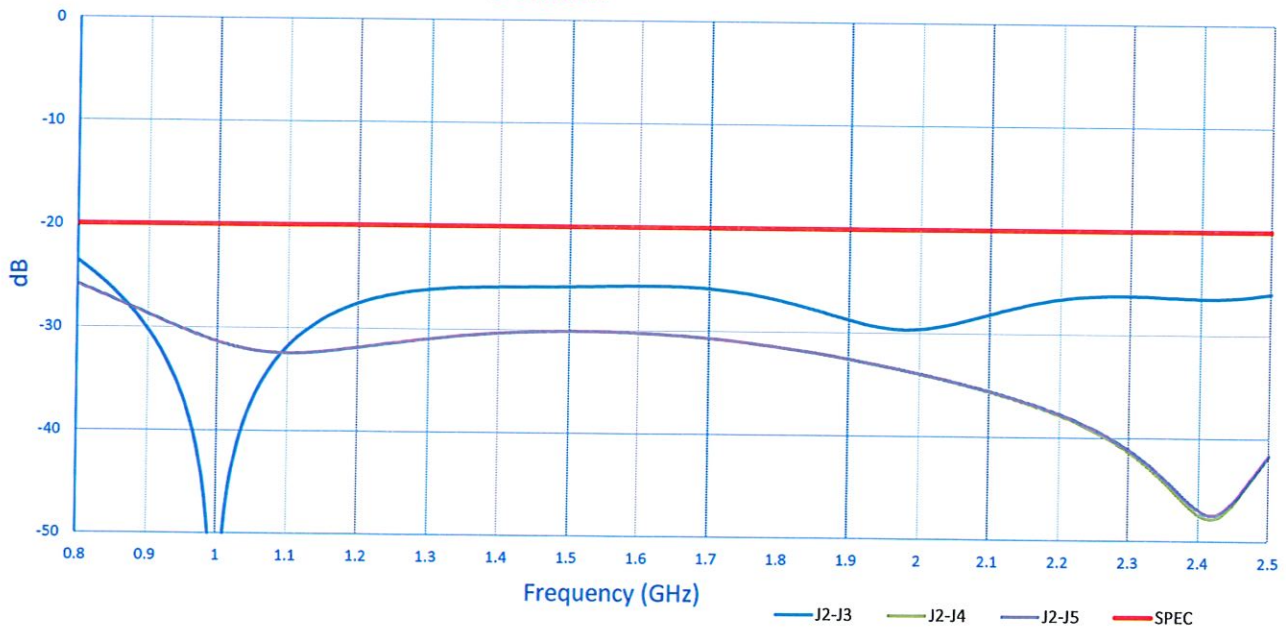
Date: 11/30/2021

SUMMARY TEST DATA ON APD-4-800M2D5G-SFF-30W

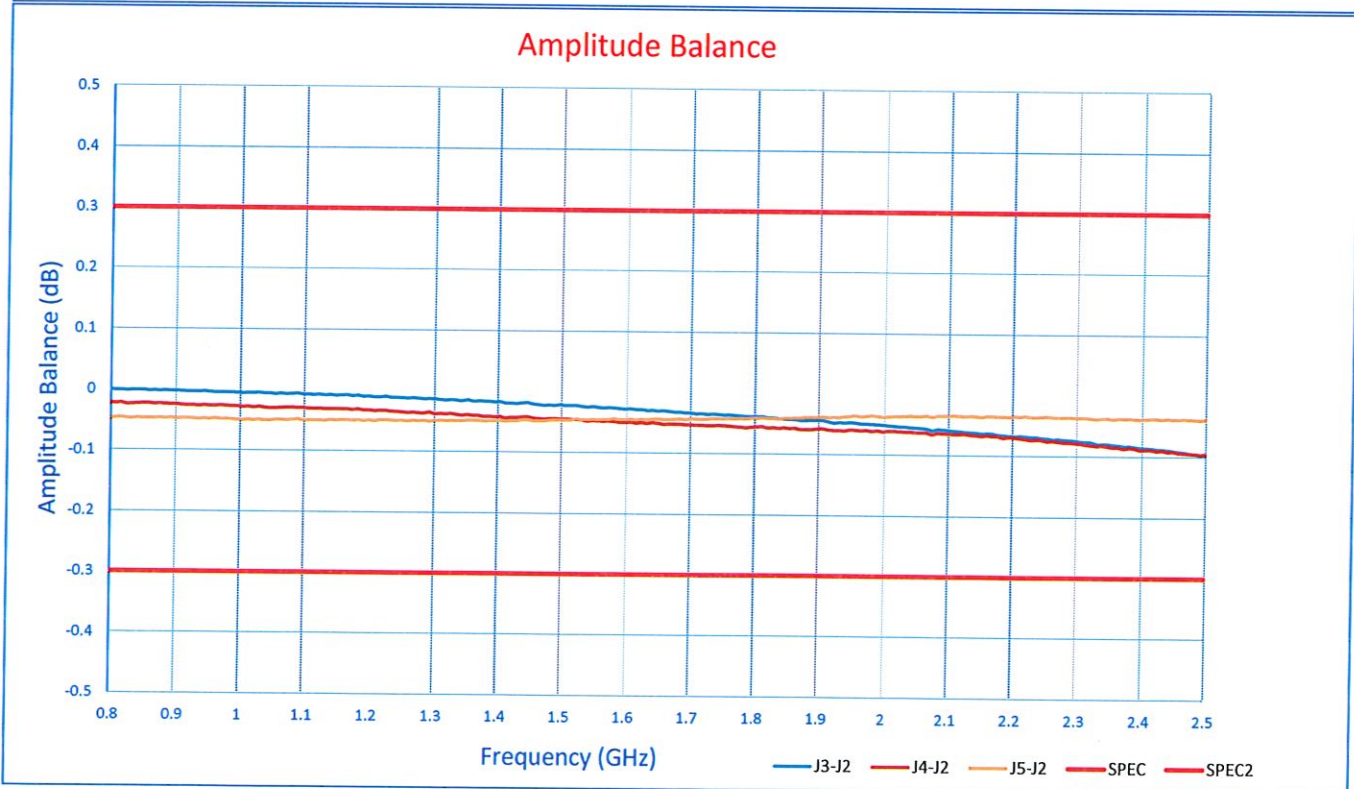
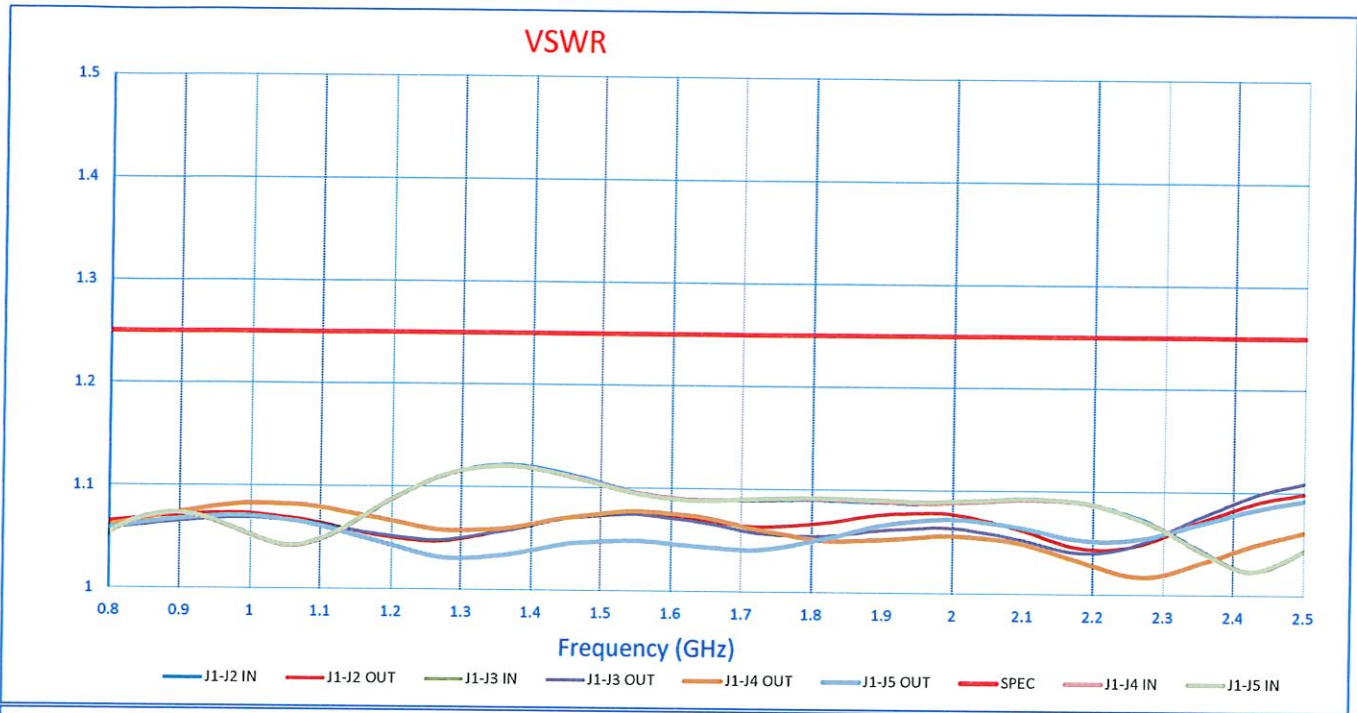
Insertion Loss



Isolation



SUMMARY TEST DATA ON APD-4-800M2D5G-SFF-30W



**SUMMARY TEST DATA
ON
APD-4-800M2D5G-SFF-30W**

