



**SUMMARY TEST DATA  
ON  
PM2-34-218-15-SFF-1**

PL13937/1339

Customer: \_\_\_\_\_ Tested By: H. Gonzales  
SO No: \_\_\_\_\_ Temperature: +25°C  
Model No: PM2-34-218-15-SFF-1 Date: 09/18/13  
Serial No: PL13937/1339 Drawing No: 27620284 Rev: A1

TEST. ITEM NO	PARAMETERS	SPECIFIED VALUE	TEST RESULTS	QA QC
1	Frequency Range:	2.5 GHz – 18.0 GHz	2.5 GHz – 18.0 GHz See Plot	
2	Gain Window:	+32dB to +36dB Max.	34.5dB Min. 35.7dB Max. See Plot	
3	Gain Flatness:	±1.5dB Max.	± 0.6dB See Plot	
4	Op1dB:	+16dBm Min.	>16dBm	
5	VSWR: (Input/Output)	2.0:1 Max	Input 1.3:1 Output 1.7:1 See Plot	
6	DC Supply:	+15VDC ±10% @ 350mA Max.	+15V ±10% @ 216mA	

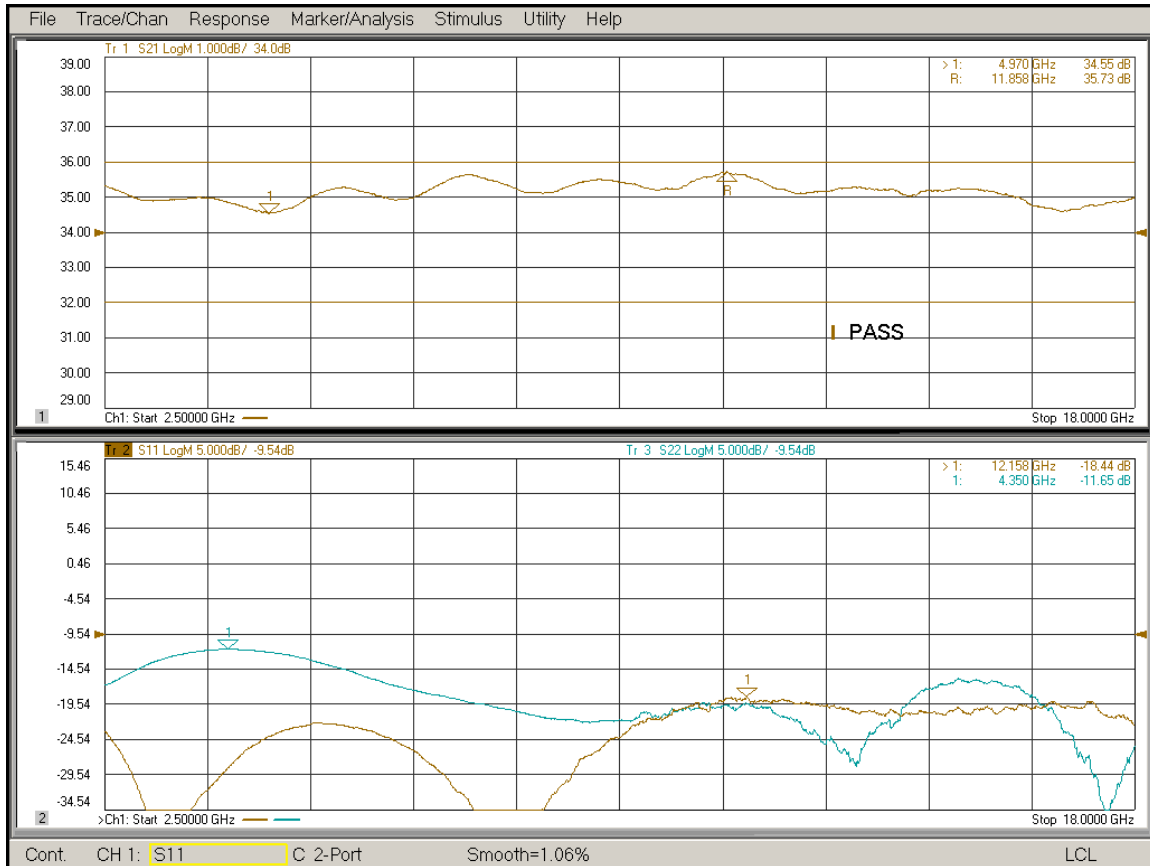
QA/QC Approval: \_\_\_\_\_ Date: \_\_\_\_\_



**SUMMARY TEST DATA  
ON  
PM2-34-218-15-SFF-1**

PL13937/1339

**Gain & Return Loss +25°C**





**SUMMARY TEST DATA  
ON  
PM2-34-218-15-SFF-1**

PL13937/1339

Customer: \_\_\_\_\_ Tested By: H. Gonzales  
SO No: SO13-167-A-PE Temperature: +95°C  
Model No: PM2-34-218-15-SFF-1 Date: 09/18/13  
Serial No: PL13937/1339 Drawing No: 27620285 Rev: A1

TEST. ITEM NO	PARAMETERS	SPECIFIED VALUE	TEST RESULTS	QA QC
1	Frequency Range:	2.5 GHz – 18.0 GHz	2.5 GHz – 18.0 GHz See Plot	
2	Gain Window: (Nominal)	+32 to +36dB	33.0dB Min. 34.8dB Max. See Plot	
3	Gain Flatness:	±1.5dB Max.	± 0.9dB See Plot	
4	Noise Figure:	4.7dB Max.	4.3dB See Plot	
5	DC Supply:	+15VDC ±10% @ 350mA Max.	+15V ±10% @ 232mA	

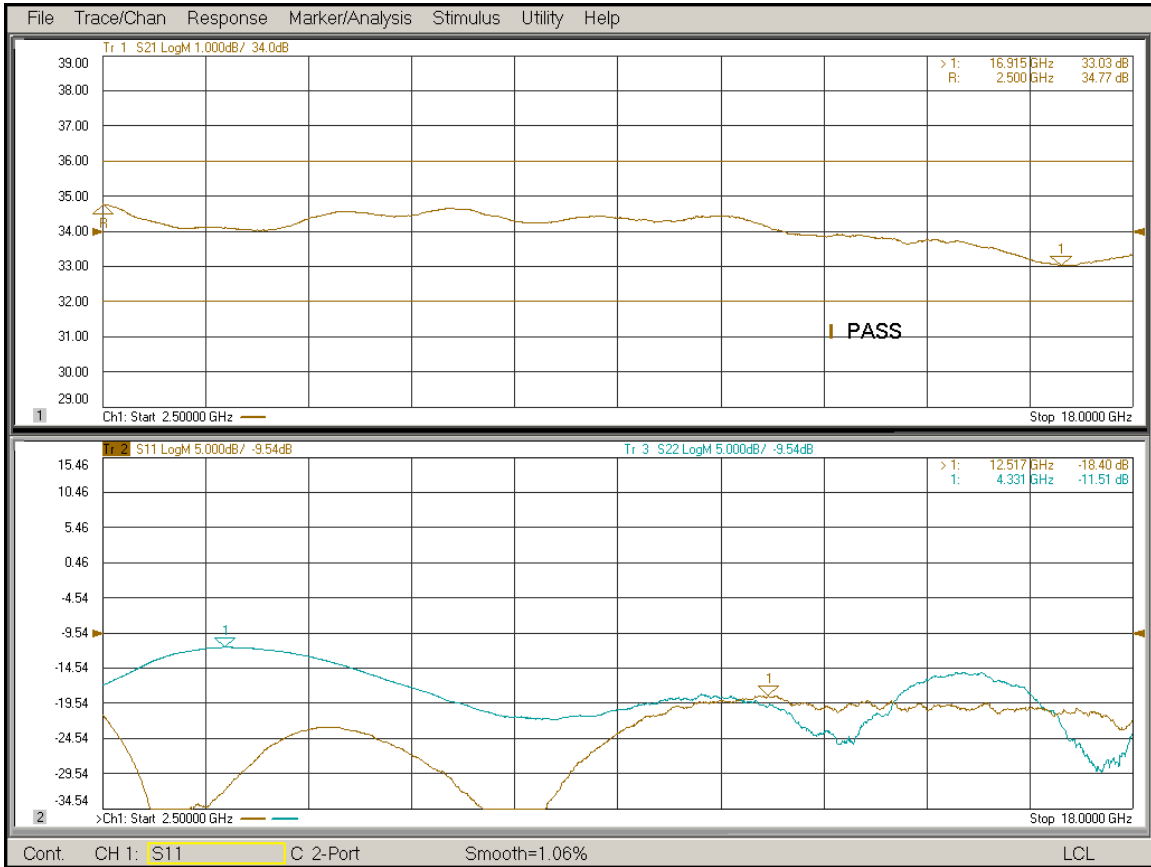
QA/QC Approval: \_\_\_\_\_ Date: \_\_\_\_\_



**SUMMARY TEST DATA  
ON  
PM2-34-218-15-SFF-1**

PL13937/1339

**Gain & Return Loss +95°C**

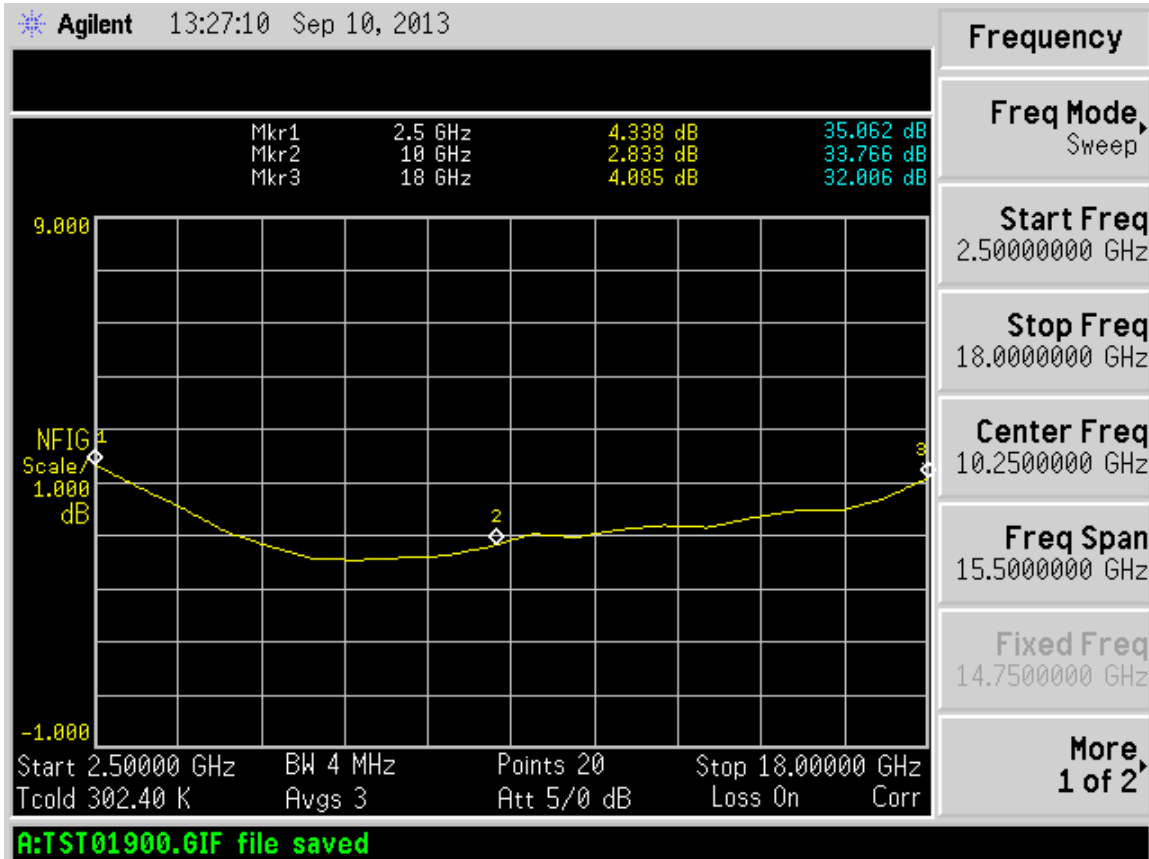




**SUMMARY TEST DATA  
ON  
PM2-34-218-15-SFF-1**

PL13937/1339

**Noise Figure Plot +95°C**





**SUMMARY TEST DATA  
ON  
PM2-34-218-15-SFF-1**

PL13937/1339

Customer: \_\_\_\_\_ Tested By: H. Gonzales  
SO No: SO13-167-A-PE Temperature: -40°C  
Model No: PM2-34-218-15-SFF-1 Date: 09/18/13  
Serial No: PL13937/1339 Drawing No: 27620288 Rev: A1

TEST. ITEM NO	PARAMETERS	SPECIFIED VALUE	TEST RESULTS	QA QC
1	Frequency Range:	2.5 GHz – 18.0 GHz	2.5 GHz – 18.0 GHz See Plot	
2	Gain Window:	+32 to +36dB	34.5dB Min. 35.6dB Max. See Plot	
3	Gain Flatness:	±1.5dB Max.	± 0.6dB	

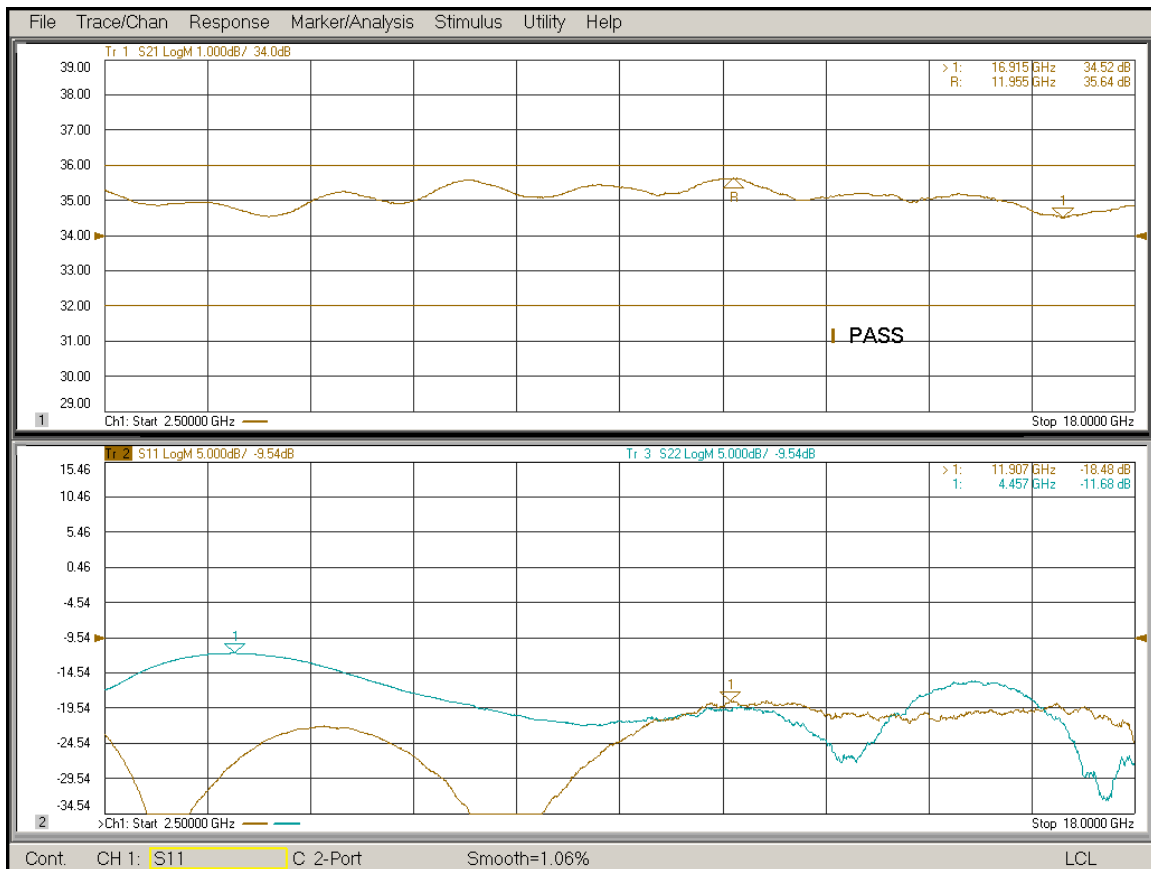
QA/QC Approval: \_\_\_\_\_ Date: \_\_\_\_\_



**SUMMARY TEST DATA  
ON  
PM2-34-218-15-SFF-1**

PL13937/1339

**Gain & Return Loss -40°C**





**SUMMARY TEST DATA  
ON  
PM2-34-218-15-SFF-1**

PL13937/1339

Customer: \_\_\_\_\_ Tested By: H. Gonzales  
SO No: SO13-167-A-PE Temperature: -54°C  
Model No: PM2-34-218-15-SFF-1 Date: 09/18/13  
Serial No: PL13937/1339 Drawing No: 27620283 Rev: A1

TEST. ITEM NO	PARAMETERS	SPECIFIED VALUE	TEST RESULTS	QA QC
1	Frequency Range:	2.5 GHz – 18.0 GHz	2.5 GHz – 18.0 GHz See Plot	
2	Gain Window:	+32 to +37dB	34.6dB Min. 35.7dB Max. See Plot	
3	Gain Flatness:	±1.5dB Max.	± 0.6dB See Plot	
4	Input Power:	+15dBm CW Max	+15dBm	
5	DC Supply:	+15VDC (±10%) @ 350mA Max.	+15V (±10%) @ 200mA	

QA/QC Approval: \_\_\_\_\_ Date: \_\_\_\_\_

7311-F Grove Road Frederick, MD 21704 USA Phone: (301)662-5019 Fax: (301)662-1731  
Email: [sales@pmi-rf.com](mailto:sales@pmi-rf.com)





**SUMMARY TEST DATA  
ON  
PM2-34-218-15-SFF-1**

PL13937/1339

**Gain & Return Loss -54°C**

