



**SUMMARY TEST DATA
ON
PM2-34-218-15-SFF-1**

PL13940/1339

Customer: _____ Tested By: H. Gonzales
SO No: _____ Temperature: +25°C
Model No: PM2-34-218-15-SFF-1 Date: 09/18/13
Serial No: PL13940/1339 Drawing No: 27620284 Rev: A1

TEST. ITEM NO	PARAMETERS	SPECIFIED VALUE	TEST RESULTS	QA QC
1	Frequency Range:	2.5 GHz – 18.0 GHz	2.5 GHz – 18.0 GHz See Plot	
2	Gain Window:	+32dB to +36dB Max.	34.3dB Min. 35.4dB Max. See Plot	
3	Gain Flatness:	±1.5dB Max.	± 0.6dB See Plot	
4	Op1dB:	+16dBm Min.	>16dBm	
5	VSWR: (Input/Output)	2.0:1 Max	Input 1.4:1 Output 1.8:1 See Plot	
6	DC Supply:	+15VDC ±10% @ 350mA Max.	+15V ±10% @ 202mA	

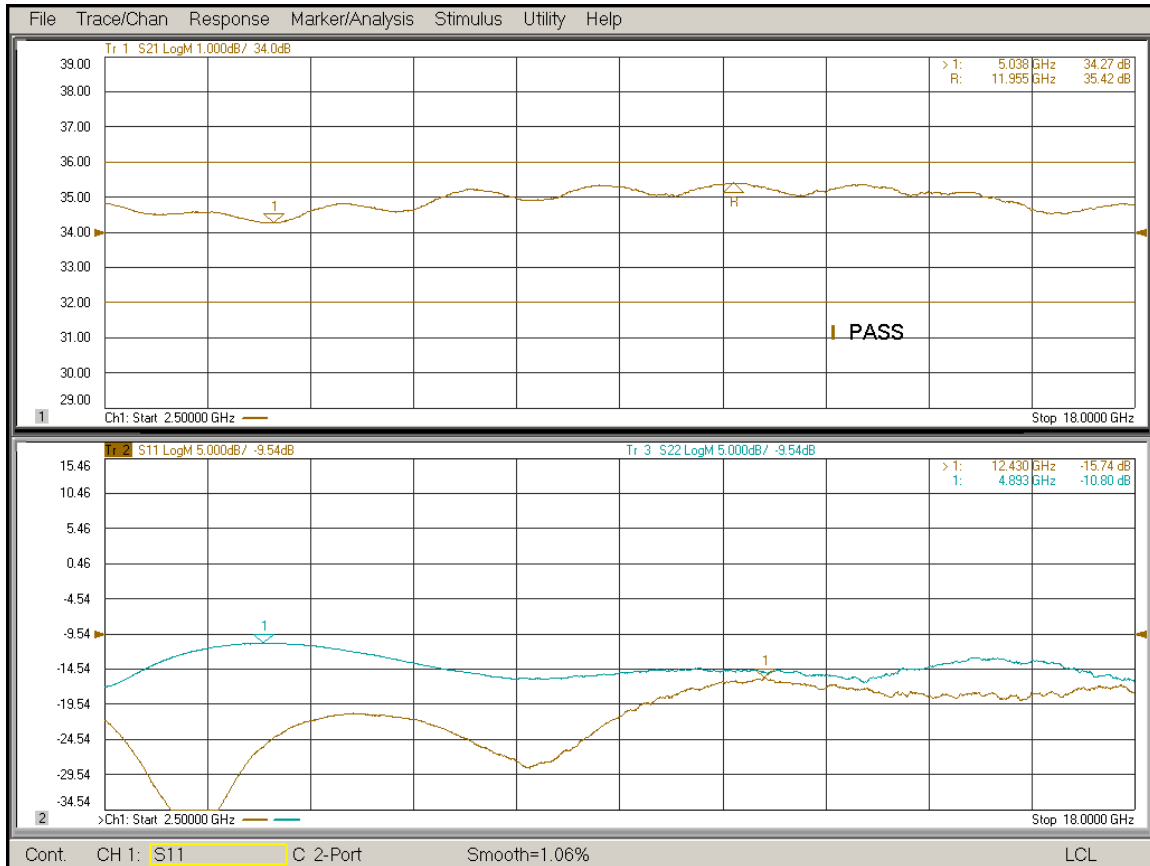
QA/QC Approval: _____ Date: _____



**SUMMARY TEST DATA
ON
PM2-34-218-15-SFF-1**

PL13940/1339

Gain & Return Loss +25°C





**SUMMARY TEST DATA
ON
PM2-34-218-15-SFF-1**

PL13940/1339

Customer: _____ Tested By: H. Gonzales
SO No: SO13-167-A-PE Temperature: +95°C
Model No: PM2-34-218-15-SFF-1 Date: 09/18/13
Serial No: PL13940/1339 Drawing No: 27620285 Rev: A1

TEST. ITEM NO	PARAMETERS	SPECIFIED VALUE	TEST RESULTS	QA QC
1	Frequency Range:	2.5 GHz – 18.0 GHz	2.5 GHz – 18.0 GHz See Plot	
2	Gain Window: (Nominal)	+32 to +36dB	33.1dB Min. 34.4dB Max. See Plot	
3	Gain Flatness:	±1.5dB Max.	± 0.6dB See Plot	
4	Noise Figure:	4.7dB Max.	4.3dB See Plot	
5	DC Supply:	+15VDC ±10% @ 350mA Max.	+15V ±10% @ 215mA	

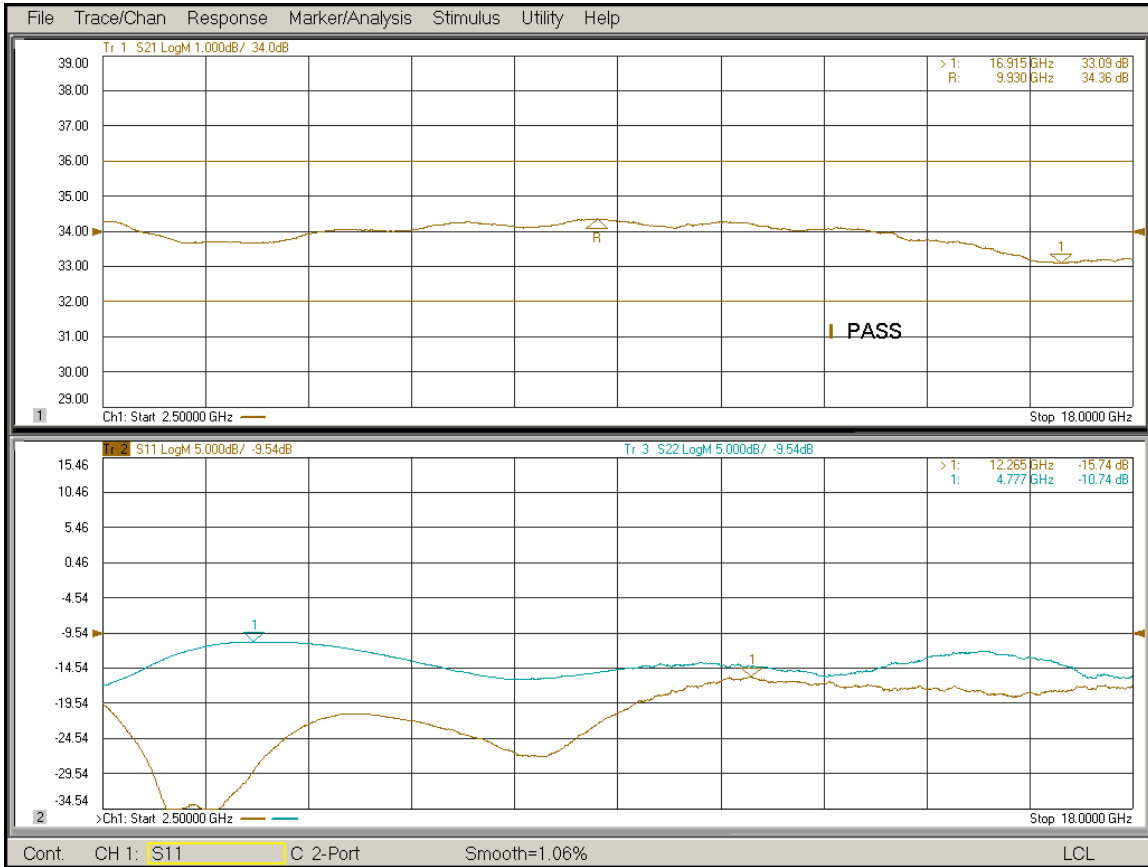
QA/QC Approval: _____ Date: _____



**SUMMARY TEST DATA
ON
PM2-34-218-15-SFF-1**

PL13940/1339

Gain & Return Loss +95°C

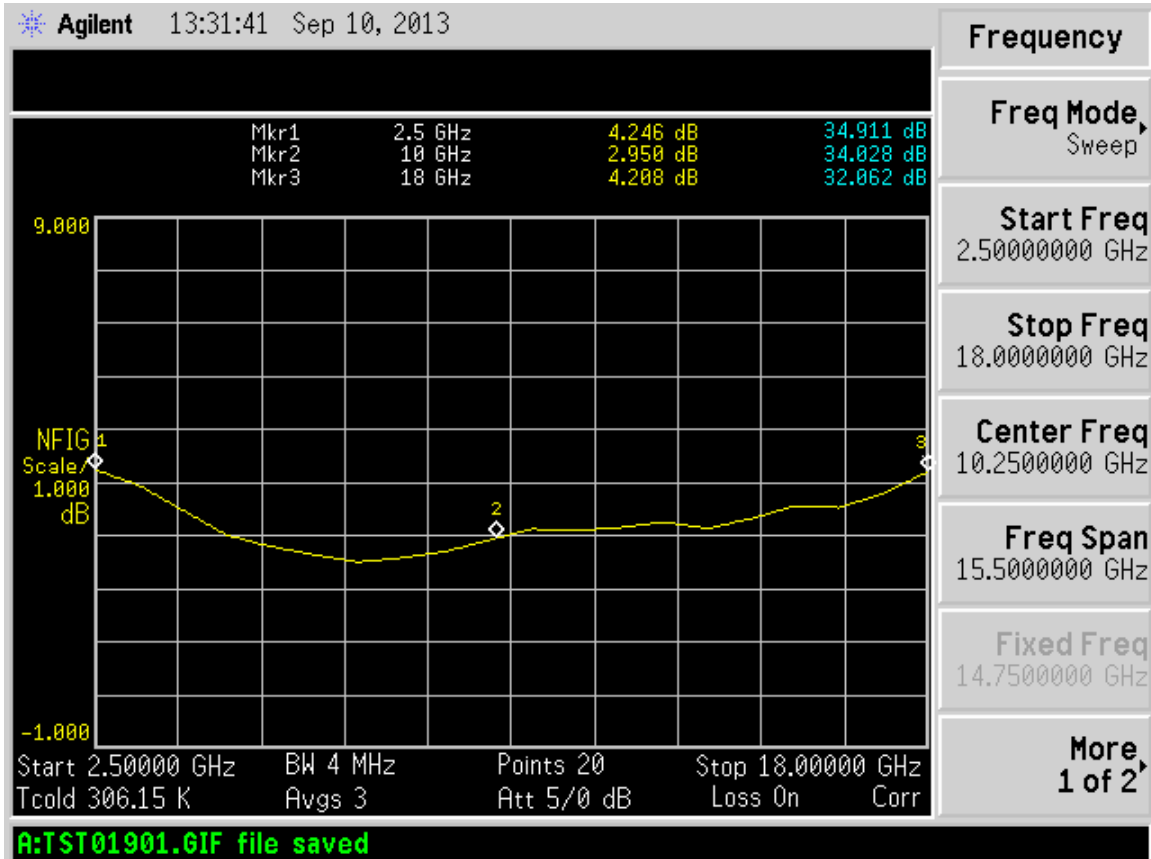




**SUMMARY TEST DATA
ON
PM2-34-218-15-SFF-1**

PL13940/1339

Noise Figure Plot +95°C





**SUMMARY TEST DATA
ON
PM2-34-218-15-SFF-1**

PL13940/1339

Customer: _____ Tested By: H. Gonzales
SO No: SO13-167-A-PE Temperature: -40°C
Model No: PM2-34-218-15-SFF-1 Date: 09/18/13
Serial No: PL13940/1339 Drawing No: 27620288 Rev: A1

TEST. ITEM NO	PARAMETERS	SPECIFIED VALUE	TEST RESULTS	QA QC
1	Frequency Range:	2.5 GHz – 18.0 GHz	2.5 GHz – 18.0 GHz See Plot	
2	Gain Window:	+32 to +36dB	34.4dB Min. 35.6dB Max. See Plot	
3	Gain Flatness:	±1.5dB Max.	± 0.6dB	

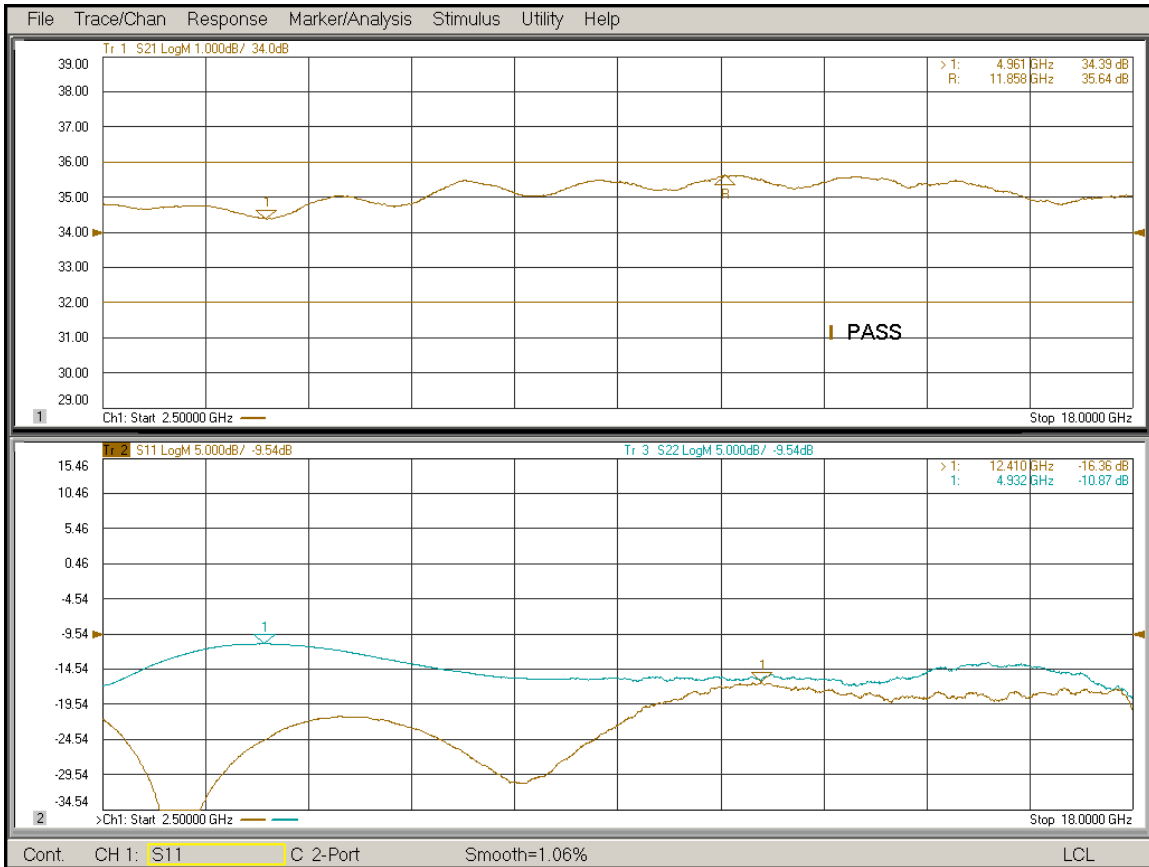
QA/QC Approval: _____ Date: _____



SUMMARY TEST DATA ON PM2-34-218-15-SFF-1

PL13940/1339

Gain & Return Loss -40°C





**SUMMARY TEST DATA
ON
PM2-34-218-15-SFF-1**

PL13940/1339

Customer: _____ Tested By: H. Gonzales
SO No: SO13-167-A-PE Temperature: -54°C
Model No: PM2-34-218-15-SFF-1 Date: 09/18/13
Serial No: PL13940/1339 Drawing No: 27620283 Rev: A1

TEST. ITEM NO	PARAMETERS	SPECIFIED VALUE	TEST RESULTS	QA QC
1	Frequency Range:	2.5 GHz – 18.0 GHz	2.5 GHz – 18.0 GHz See Plot	
2	Gain Window:	+32 to +37dB	34.3dB Min. 35.5dB Max. See Plot	
3	Gain Flatness:	±1.5dB Max.	± 0.6dB See Plot	
4	Input Power:	+15dBm CW Max	+15dBm	
5	DC Supply:	+15VDC (±10%) @ 350mA Max.	+15V (±10%) @ 189mA	

QA/QC Approval: _____ Date: _____

7311-F Grove Road Frederick, MD 21704 USA Phone: (301)662-5019 Fax: (301)662-1731
Email: sales@pmi-rf.com



**SUMMARY TEST DATA
ON
PM2-34-218-15-SFF-1**

PL13940/1339

Gain & Return Loss -54°C

