





SUMMARY TEST DATA ON AMPLIFIER

Customer :
Job No :
Model No : PEC-12-1G-15-NMF
Serial No : PL1428/0448

Tested By : Kevin Mason
Temperature : +25°C
Date : 11/17/04

TEST ITEM NO.	PARAMETERS	SPECIFIED VALUE	MEASURED VALUE	REMARKS QA/QC
1	Frequency Range:	800-1215 MHz	Pass	
2	Gain:	+12 to 18dB	Pass (See Plot)	
3	Gain Flatness:	± 1.0dB Max.	± 0.10dB	
4	VSWR:	Input : 2.0:1 Output: 2.0:1 (Max.)	Pass (See Plot)	
5	Noise Figure:	4.0dB Max.	Pass (See Typical NF Plot)	
6	OP1dB:	15dBm Min.	≥ 15dBm	
7	DC Supply:	100mA@ +15V Max.	71mA@ +15V	

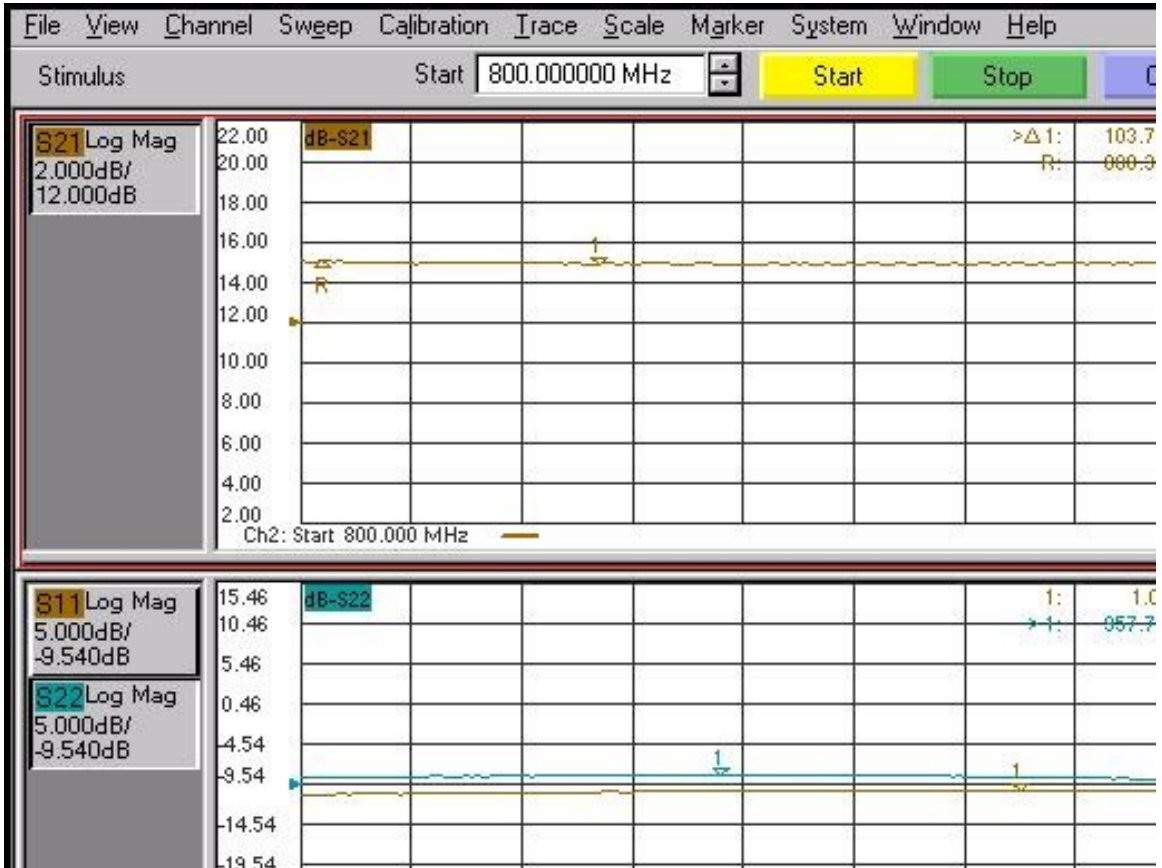
Production Manager Approval:  **Date:** 11/17/04

QA/QC Approval:  **Date:** 11/17/04

5715 Industry Lane, Unit 11, Frederick, MD 21704 USA Phone: (301)662-5019 Fax: (301)662-1731
 email: sales@planarelec.com



Swept S-Parameter Plot



5715 Industry Lane, Unit 11, Frederick, MD 21704 USA Phone: (301)662-5019 Fax: (301)662-1731
email: sales@planarelec.com