



**SUMMARY TEST DATA
ON
P16T-0R5G18G-60-T-SFF**

PL14712/1408

Customer: _____ Tested By: L. McGraw
 SO No: _____ Temperature: +25°C
 Model No: P16T-0R5G18G-60-T-SFF Date: 02/24/14
 Serial No: PL14712/1408 Drawing No: 27613689 Rev: A1

TEST. ITEM NO	PARAMETERS	SPECIFIED VALUE	TEST RESULTS	QA QC
1	Frequency Range:	0.5 – 18 GHz	0.5 – 18 GHz	
2	Insertion Loss:	7.5 dB Max.	6.95dB See Plots	
3	Isolation:	60 dB Min.	76.27dB See Plots	
4	VSWR :	Absorptive In/Out 2.0:1 Max. Absorptive Out/Off 2.0:1 Max.	1.99:1 See Plots	
5	Switching Speed:	Delay On/Off: 100ns Typ.	100ns See Typical Characteristics	
6	Input Power:	+20dBm CW Max (Operating)	+20dBm CW Max (Operating)	
7	Survival Power:	1 Watt CW 10 Watts Peak 1us	1 Watt CW 10 Watts Peak 1us	
8	DC Supply:	+5VDC @ 850 mA Max -5VDC @ 300 mA Max	750mA 224mA	

E1	E2	E3	E4	CONNECTOR
0	0	0	0	J1 ON
0	0	0	1	J2 ON
0	0	1	0	J3 ON
0	0	1	1	J4 ON
0	1	0	0	J5 ON
0	1	0	1	J6 ON
0	1	1	0	J7 ON
0	1	1	1	J8 ON
1	0	0	0	J9 ON
1	0	0	1	J10 ON
1	0	1	0	J11 ON
1	0	1	1	J12 ON
1	1	0	0	J13 ON
1	1	0	1	J14 ON
1	1	1	0	J15 ON
1	1	1	1	J16 ON

QA/QC Approval: _____ Date: _____

7311-F Grove Road Frederick, MD 21704 USA Phone: (301)662-5019 Fax: (301)662-1731
 Email: sales@pmi-rf.com



**SUMMARY TEST DATA
ON
P16T-0R5G18G-60-T-SFF**

PL14712/1408

(J17-J1) Insertion Loss and Return Loss



(J17-J2) Insertion Loss and Return Loss



7311-F Grove Road Frederick, MD 21704 USA Phone: (301)662-5019 Fax: (301)662-1731
Email: sales@pmi-rf.com



**SUMMARY TEST DATA
ON
P16T-0R5G18G-60-T-SFF**

PL14712/1408

(J17-J3) Insertion Loss and Return Loss



(J17-J4) Insertion Loss and Return Loss



7311-F Grove Road Frederick, MD 21704 USA Phone: (301)662-5019 Fax: (301)662-1731
Email: sales@pmi-rf.com



SUMMARY TEST DATA ON P16T-0R5G18G-60-T-SFF

PL14712/1408

(J17-J5) Insertion Loss and Return Loss



(J17-J6) Insertion Loss and Return Loss



7311-F Grove Road Frederick, MD 21704 USA Phone: (301)662-5019 Fax: (301)662-1731
Email: sales@pmi-rf.com



**SUMMARY TEST DATA
ON
P16T-0R5G18G-60-T-SFF**

PL14712/1408

(J17-J7) Insertion Loss and Return Loss



(J17-J8) Insertion Loss and Return Loss



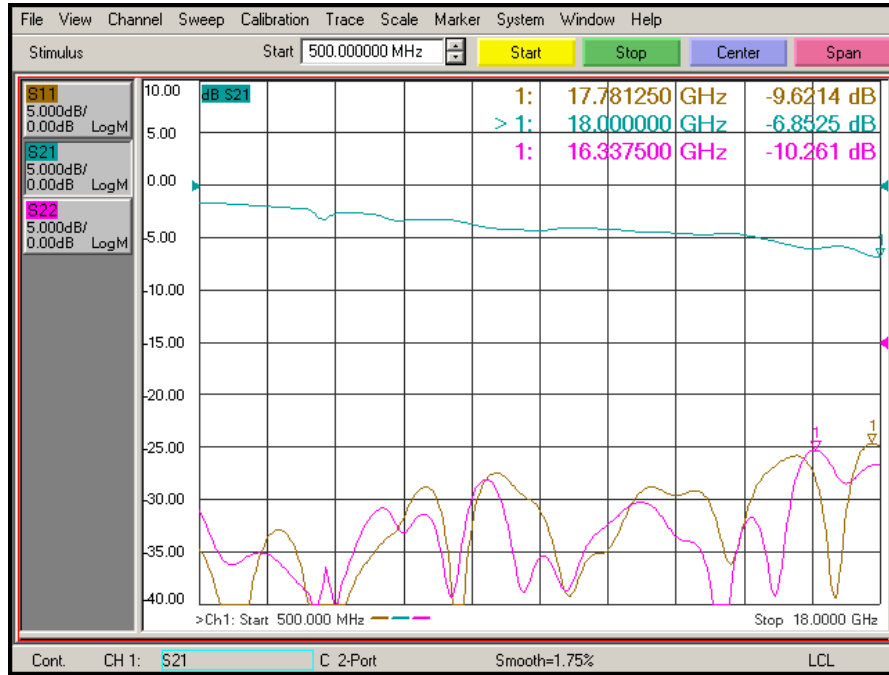
7311-F Grove Road Frederick, MD 21704 USA Phone: (301)662-5019 Fax: (301)662-1731
Email: sales@pmi-rf.com



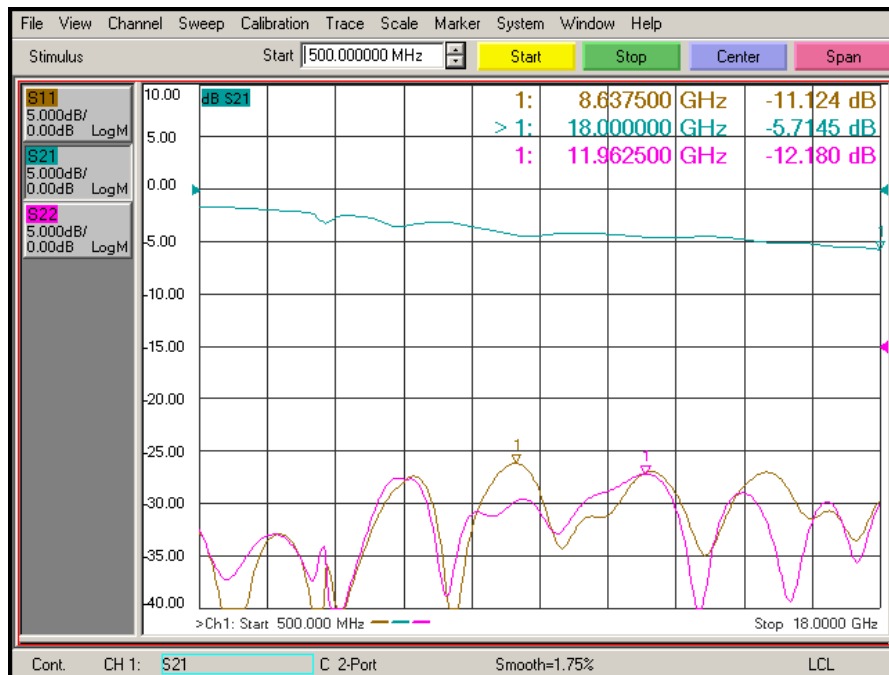
**SUMMARY TEST DATA
ON
P16T-0R5G18G-60-T-SFF**

PL14712/1408

(J17-J9) Insertion Loss and Return Loss



(J17-J10) Insertion Loss and Return Loss



7311-F Grove Road Frederick, MD 21704 USA Phone: (301)662-5019 Fax: (301)662-1731
Email: sales@pmi-rf.com



**SUMMARY TEST DATA
ON
P16T-0R5G18G-60-T-SFF**

PL14712/1408

(J17-J11) Insertion Loss and Return Loss



(J17-J12) Insertion Loss and Return Loss



7311-F Grove Road Frederick, MD 21704 USA Phone: (301)662-5019 Fax: (301)662-1731
Email: sales@pmi-rf.com



**SUMMARY TEST DATA
ON
P16T-0R5G18G-60-T-SFF**

PL14712/1408

(J17-J13) Insertion Loss and Return Loss



(J17-J14) Insertion Loss and Return Loss



7311-F Grove Road Frederick, MD 21704 USA Phone: (301)662-5019 Fax: (301)662-1731
Email: sales@pmi-rf.com



**SUMMARY TEST DATA
ON
P16T-0R5G18G-60-T-SFF**

PL14712/1408

(J17-J15) Insertion Loss and Return Loss



(J17-J16) Insertion Loss and Return Loss



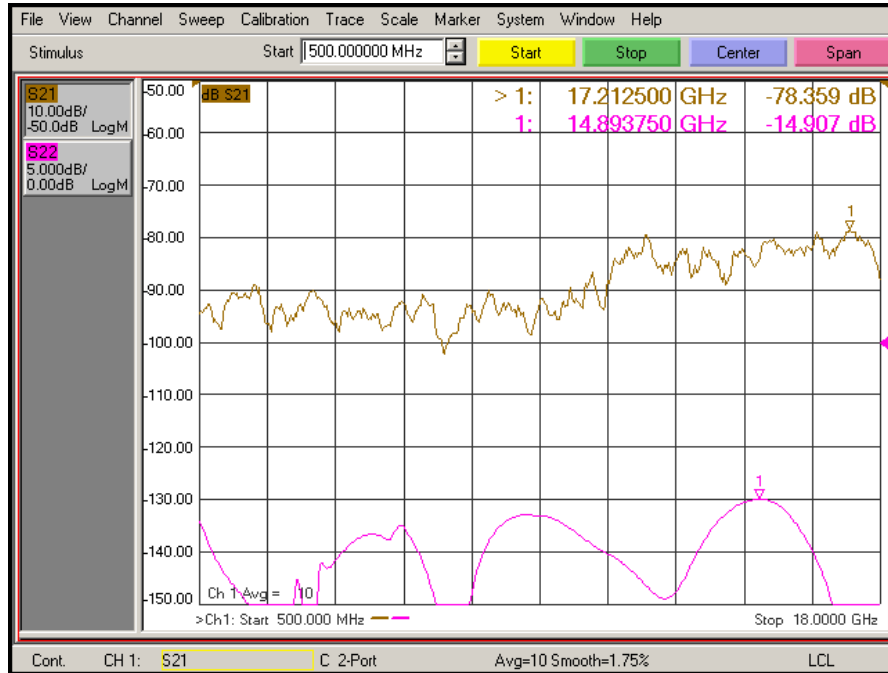
7311-F Grove Road Frederick, MD 21704 USA Phone: (301)662-5019 Fax: (301)662-1731
Email: sales@pmi-rf.com



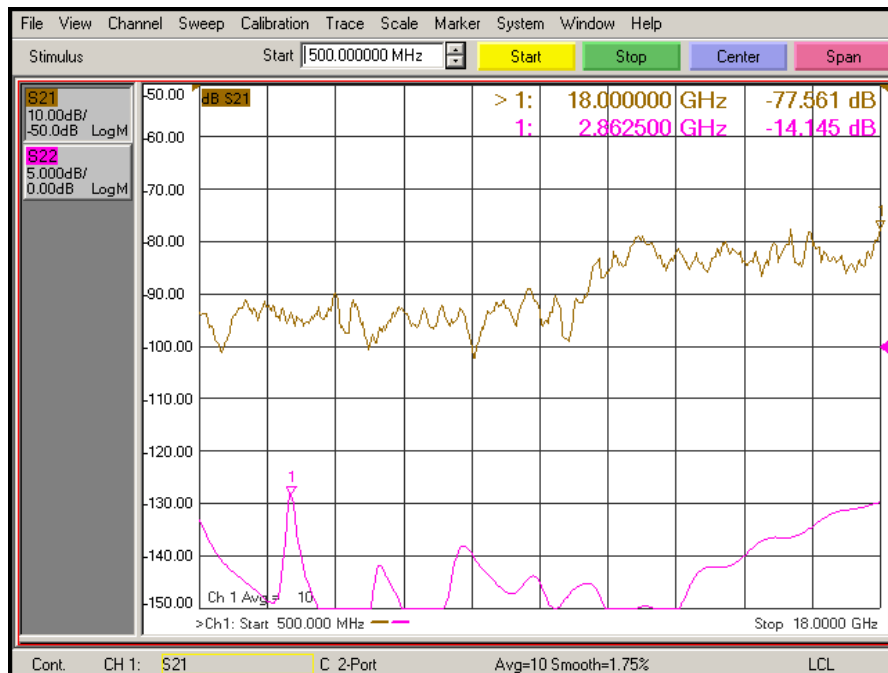
**SUMMARY TEST DATA
ON
P16T-0R5G18G-60-T-SFF**

PL14712/1408

(J17 – J1) Isolation and Termination Return Loss



(J17 – J2) Isolation and Termination Return Loss



7311-F Grove Road Frederick, MD 21704 USA Phone: (301)662-5019 Fax: (301)662-1731
Email: sales@pmi-rf.com



SUMMARY TEST DATA ON P16T-0R5G18G-60-T-SFF

PL14712/1408

(J17 – J3) Isolation and Termination Return Loss



(J17 – J4) Isolation and Termination Return Loss



7311-F Grove Road Frederick, MD 21704 USA Phone: (301)662-5019 Fax: (301)662-1731
Email: sales@pmi-rf.com



**SUMMARY TEST DATA
ON
P16T-0R5G18G-60-T-SFF**

PL14712/1408

(J17 – J5) Isolation and Termination Return Loss



(J17 – J6) Isolation and Termination Return Loss



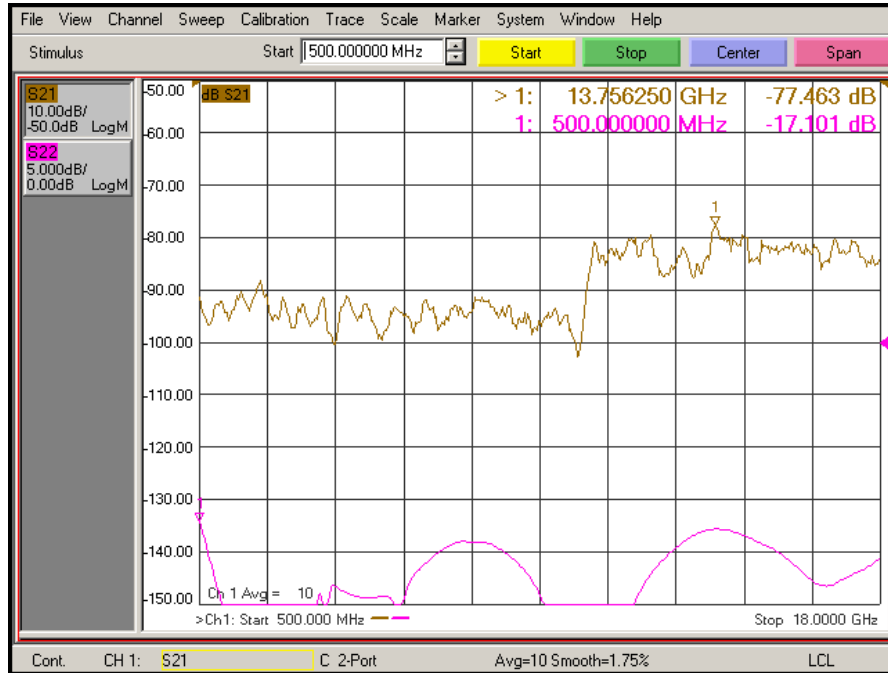
7311-F Grove Road Frederick, MD 21704 USA Phone: (301)662-5019 Fax: (301)662-1731
Email: sales@pmi-rf.com



**SUMMARY TEST DATA
ON
P16T-0R5G18G-60-T-SFF**

PL14712/1408

(J17 – J7) Isolation and Termination Return Loss



(J17 – J8) Isolation and Termination Return Loss



7311-F Grove Road Frederick, MD 21704 USA Phone: (301)662-5019 Fax: (301)662-1731
Email: sales@pmi-rf.com



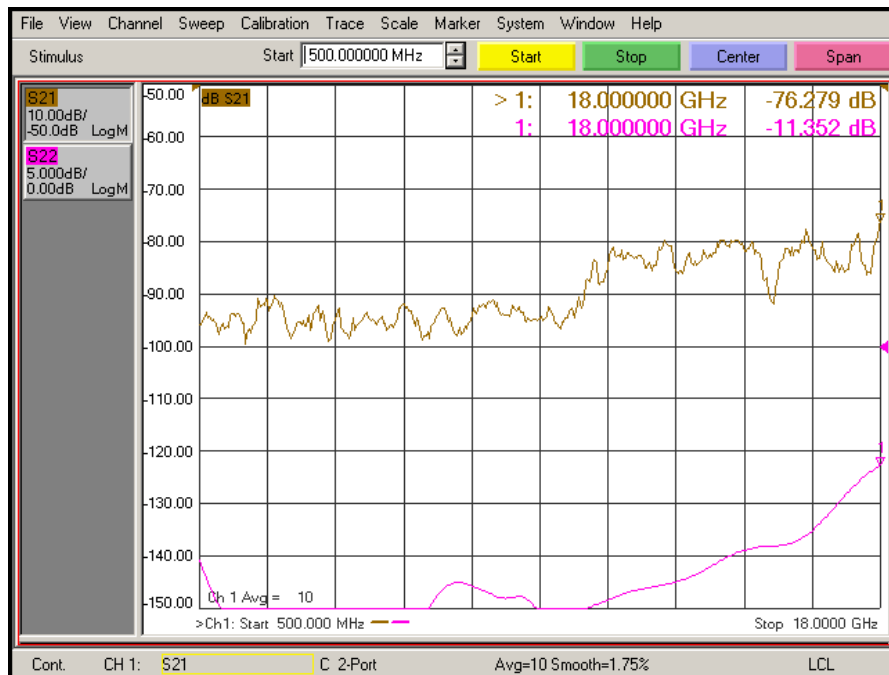
**SUMMARY TEST DATA
ON
P16T-0R5G18G-60-T-SFF**

PL14712/1408

(J17 – J9) Isolation and Termination Return Loss



(J17 – J10) Isolation and Termination Return Loss



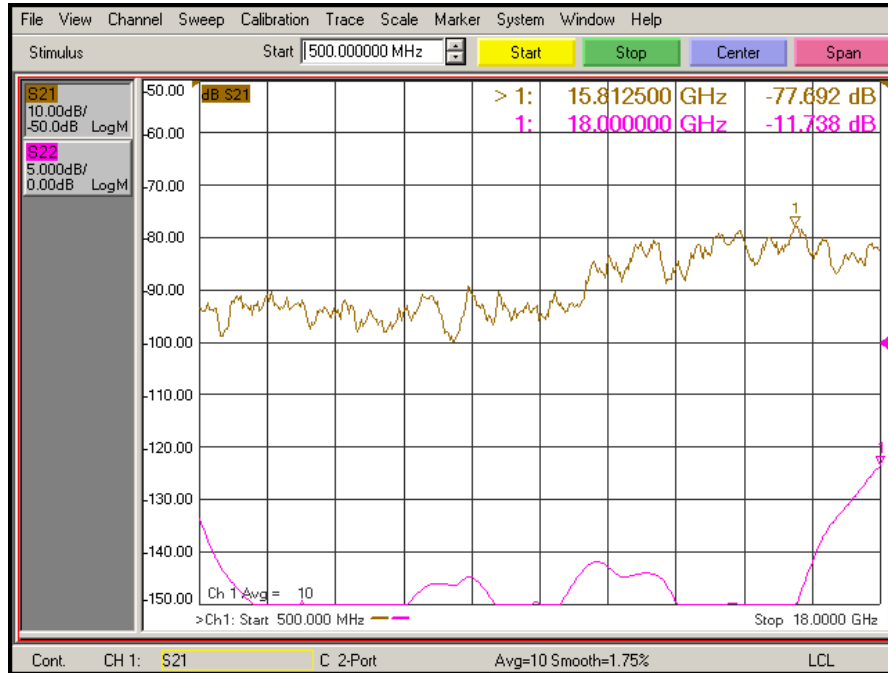
7311-F Grove Road Frederick, MD 21704 USA Phone: (301)662-5019 Fax: (301)662-1731
Email: sales@pmi-rf.com



**SUMMARY TEST DATA
ON
P16T-0R5G18G-60-T-SFF**

PL14712/1408

(J17 – J11) Isolation and Termination Return Loss



(J17 – J12) Isolation and Termination Return Loss



7311-F Grove Road Frederick, MD 21704 USA Phone: (301)662-5019 Fax: (301)662-1731
Email: sales@pmi-rf.com



**SUMMARY TEST DATA
ON
P16T-0R5G18G-60-T-SFF**

PL14712/1408

(J17 – J13) Isolation and Termination Return Loss



(J17 – J14) Isolation and Termination Return Loss



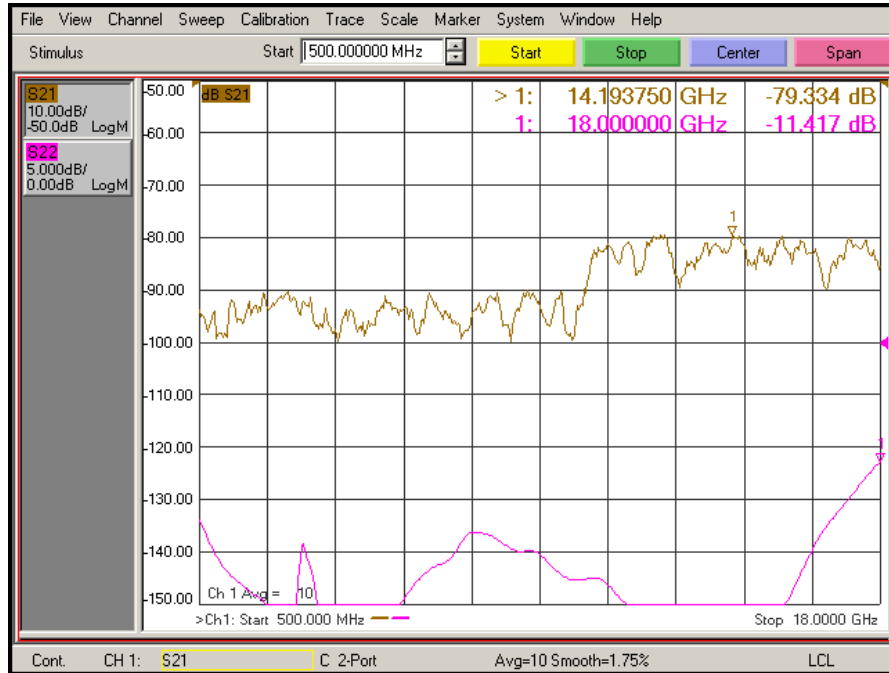
7311-F Grove Road Frederick, MD 21704 USA Phone: (301)662-5019 Fax: (301)662-1731
Email: sales@pmi-rf.com



**SUMMARY TEST DATA
ON
P16T-0R5G18G-60-T-SFF**

PL14712/1408

(J17 – J15) Isolation and Termination Return Loss



(J17 – J16) Isolation and Termination Return Loss



7311-F Grove Road Frederick, MD 21704 USA Phone: (301)662-5019 Fax: (301)662-1731
Email: sales@pmi-rf.com