



**SUMMARY TEST DATA  
ON  
P2T-500M20G-50-R-SFF**

PL15378/1426

Customer: \_\_\_\_\_ Tested By: L. McGraw  
SO No: \_\_\_\_\_ Temperature: +25°C  
Model No: P2T-500M20G-50-R-SFF Date: 07/08/14  
Serial No: PL15378/1426 Drawing No: 27622883 Rev: A1

TEST. ITEM NO	PARAMETERS	SPECIFIED VALUE	TEST RESULTS	QA QC
1	Frequency Range:	0.5 to 20 GHz	<b>0.5 to 20 GHz See Plot</b>	
2	Insertion Loss:	2.8dB Max	<b>2.20dB See Plots</b>	
3	Input Power:	+23dBm CW Max	<b>+23dBm CW</b>	
4	VSWR:	1.9:1 Max	<b>1.69:1 See Plots</b>	
5	Isolation:	50dB Min	<b>69.83dB See Plots</b>	
6	Switching Speed:	50ns Max	<b>49ns See Typical characteristics</b>	
7	Power Supply	80mA @ +5VDC Typ 80mA @ -12VDC Typ	<b>12mA 16mA</b>	
8	Control:	TTL Logic "0" = J1 to J2 TTL Logic "1" = J1 to J3	<b>Pass</b>	

QA/QC Approval: \_\_\_\_\_ Date: \_\_\_\_\_

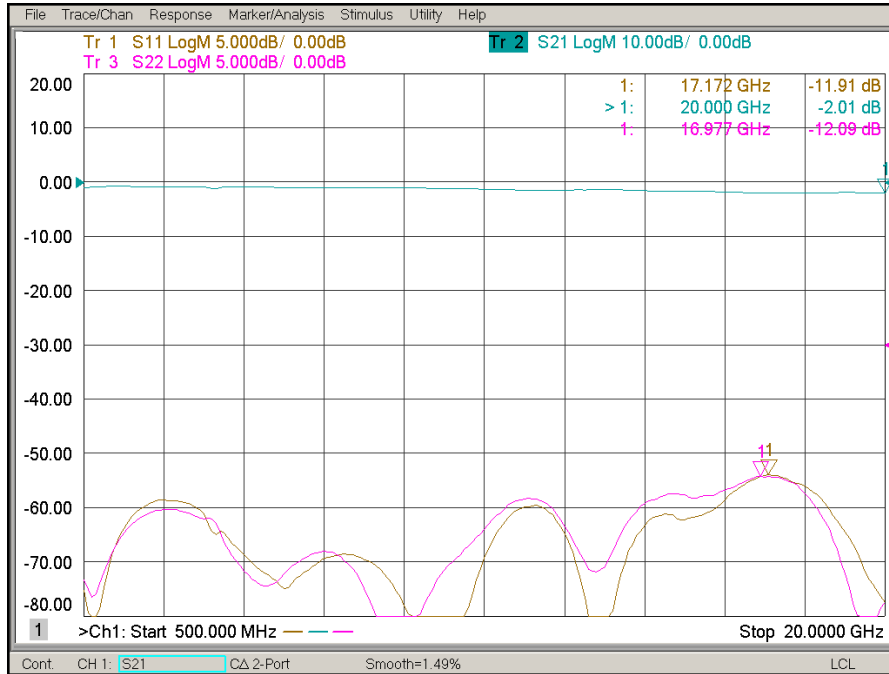
7311-F Grove Road Frederick, MD 21704 USA Phone: (301)662-5019 Fax: (301)662-1731  
Email: [sales@pmi-rf.com](mailto:sales@pmi-rf.com)



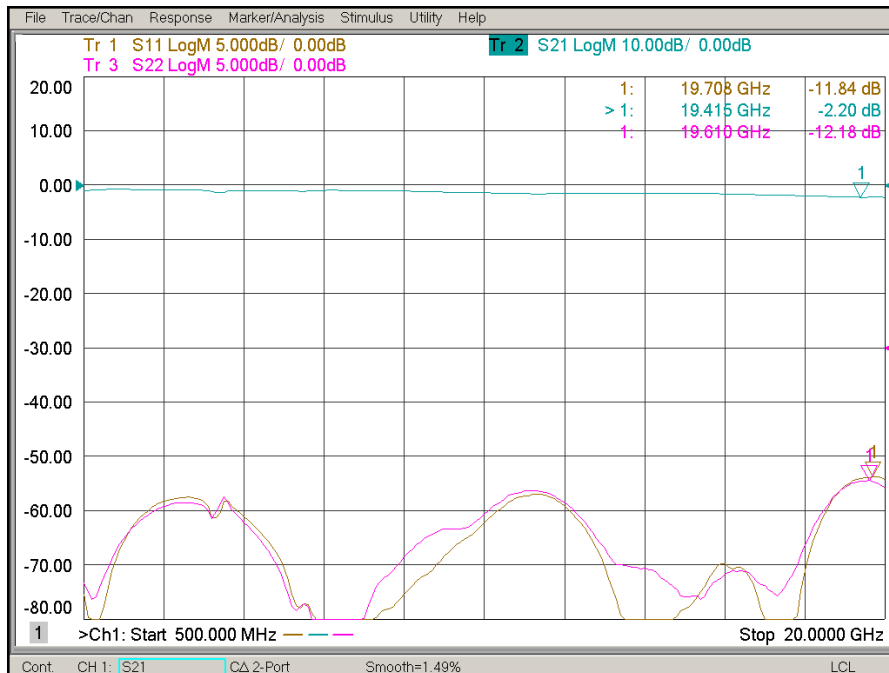
**SUMMARY TEST DATA  
ON  
P2T-500M20G-50-R-SFF**

PL15378/1426

**(J1-J2) Insertion Loss and Return Loss**



**(J1-J3) Insertion Loss and Return Loss**

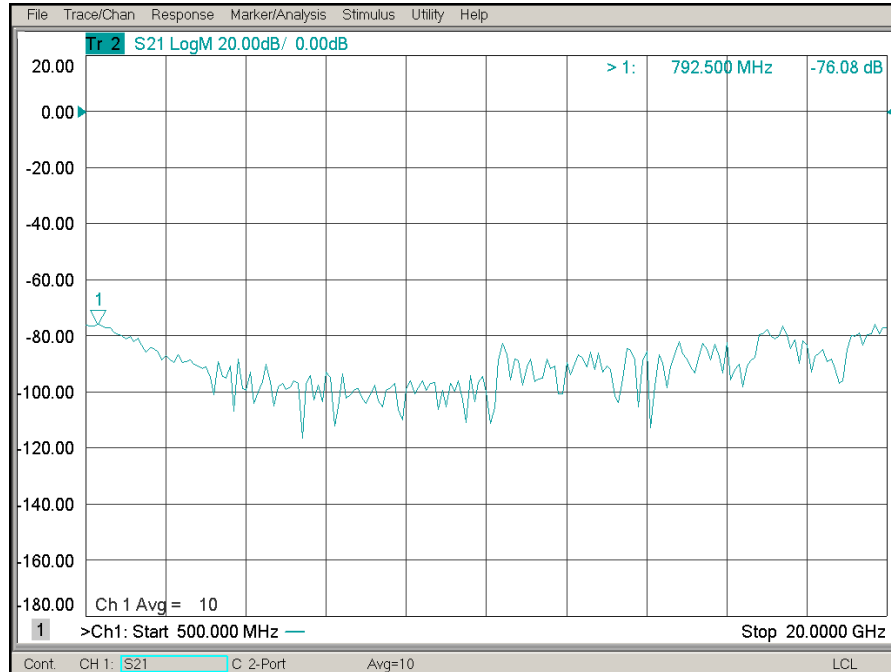




**SUMMARY TEST DATA  
ON  
P2T-500M20G-50-R-SFF**

PL15378/1426

**(J1 – J2) Isolation**



**(J1 – J3) Isolation**

