SUMMARY TEST DATA
ON
P2T-2G18G-55-T-512-SFF-LV

PL16249/1447

Customer:		**Tested By:**	JERRY N.		
SO No:		**Temperature:**	+25°C		
Model No:	P2T-2G18G-55-T-512-SFF-LV	**Date:**	12/15/17		
Serial No:	PL16249/1447	**Drawing No:**	27619966	**Rev:**	A1

TEST. ITEM NO	PARAMETERS	SPECIFIED VALUE	TEST RESULTS	QA QC
1	Frequency Range:	2.0 – 18.0 GHz	**2.0 – 18.0 GHz**	PMI QA 1
2	Insertion Loss:	3.0 dB Max.	**2.74dB See Plots**	
3	Isolation:	55 dB Min.	**55.49dB See Plots**	
4	**VSWR:	2.0:1 Max.	**1.75:1 See Plots**	
5	Input Power:	+23dBm CW Max. (Oper.) +27dBm CW Max. (Surv.)	**+23dBm CW Max. (Oper.)** **+27dBm CW Max. (Surv.)**	
6	*Switching Speed:	50 ns Max.	**39 ns**	
7	Switching Rate PRF:	5 MHz	**5 MHz**	
8	Video Leakage:	50mV Peak To Peak Max Measured @ 300MHz BW	**40mV Typ.**	
9	***Control (2 Lines)	TTL "0" → (Insertion Loss) TTL "1" → (Isolation)	**TTL "0" → (Insertion Loss)** **TTL "1" → (Isolation)**	
10	DC Supply:	+5VDC - 80 mA -12VDC - 80 mA	**13mA @ +5VDC** **67mA @ -12VDC**	PMI QA 1

*Ton = 50% TTL to 90% RF / Toff = 50% TTL to 10% RF
**STABILITY = Unconditional Under Any Input/Output VSWR Load
*** TTL"0" = 1.6mA Max. Sink @ 0.4V / TTL"1" = 40µA Max. @ 2.4V

QA/QC Approval: PMI QA 1 **Date:** 12/22/17

7311-F Grove Road Frederick, MD 21704 USA Phone: (301)662-5019 Fax: (301)662-1731
Email: sales@pmi-rf.com

SUMMARY TEST DATA
ON
P2T-2G18G-55-T-512-SFF-LV

PL16249/1447

Insertion Loss and Return Loss (J1 – J2)

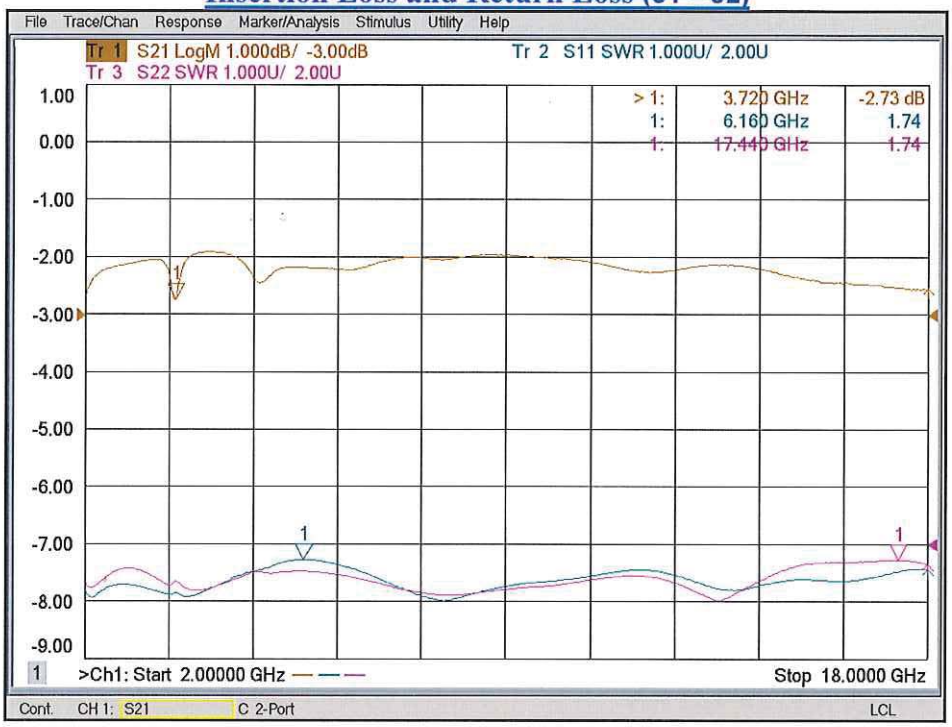

Isolation and Termination (J1 – J2)

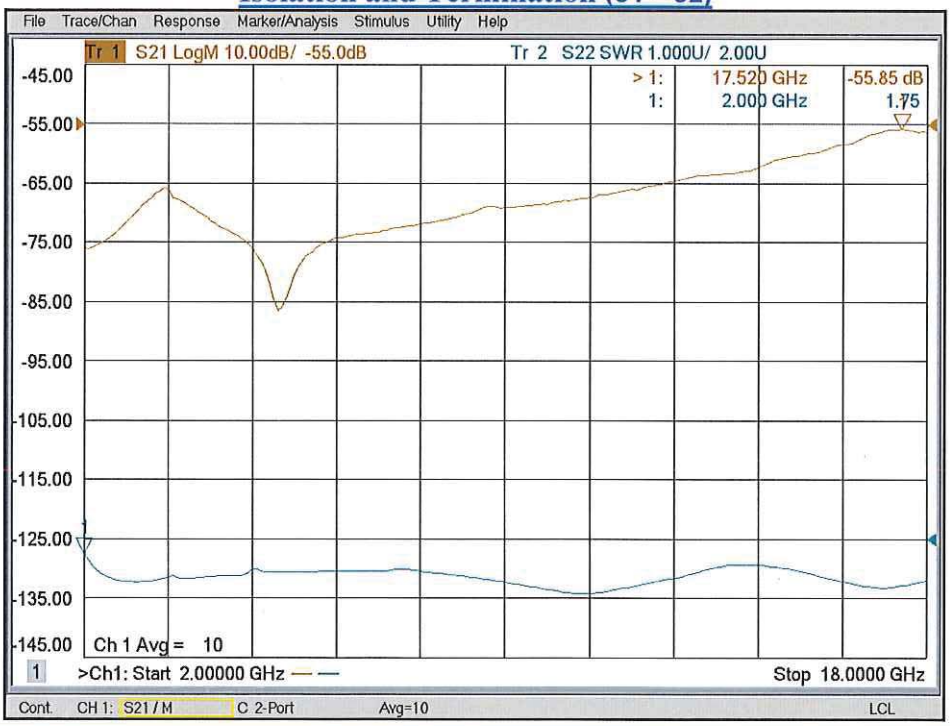

7311-F Grove Road Frederick, MD 21704 USA Phone: (301)662-5019 Fax: (301)662-1731
Email: sales@pmi-rf.com

SUMMARY TEST DATA
ON
P2T-2G18G-55-T-512-SFF-LV

PL16249/1447

Insertion Loss and Return Loss (J1 – J3)

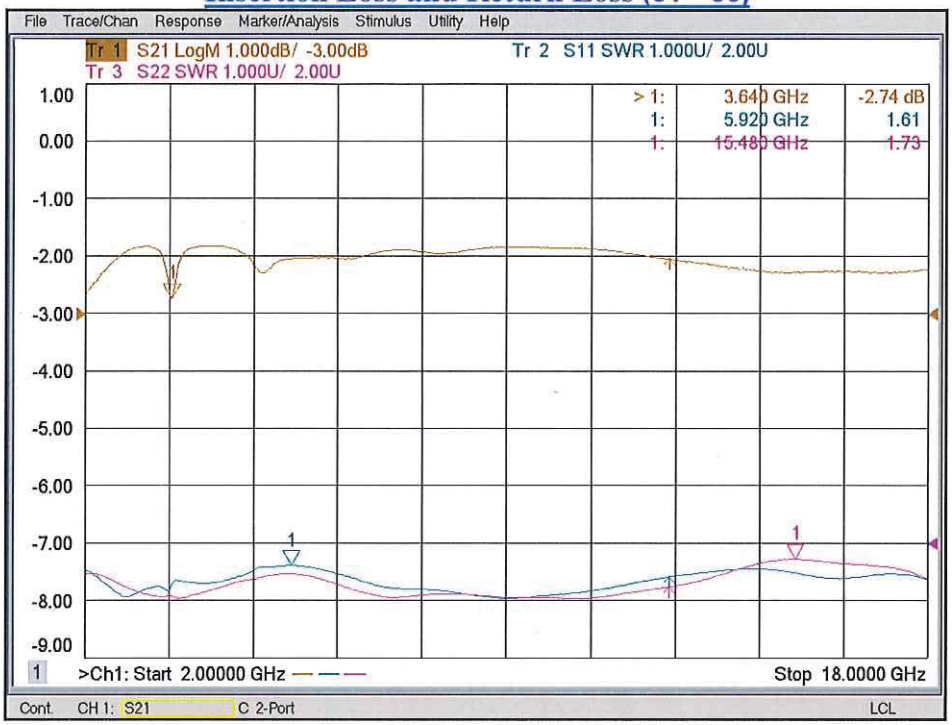

Isolation and Termination (J1 – J3)

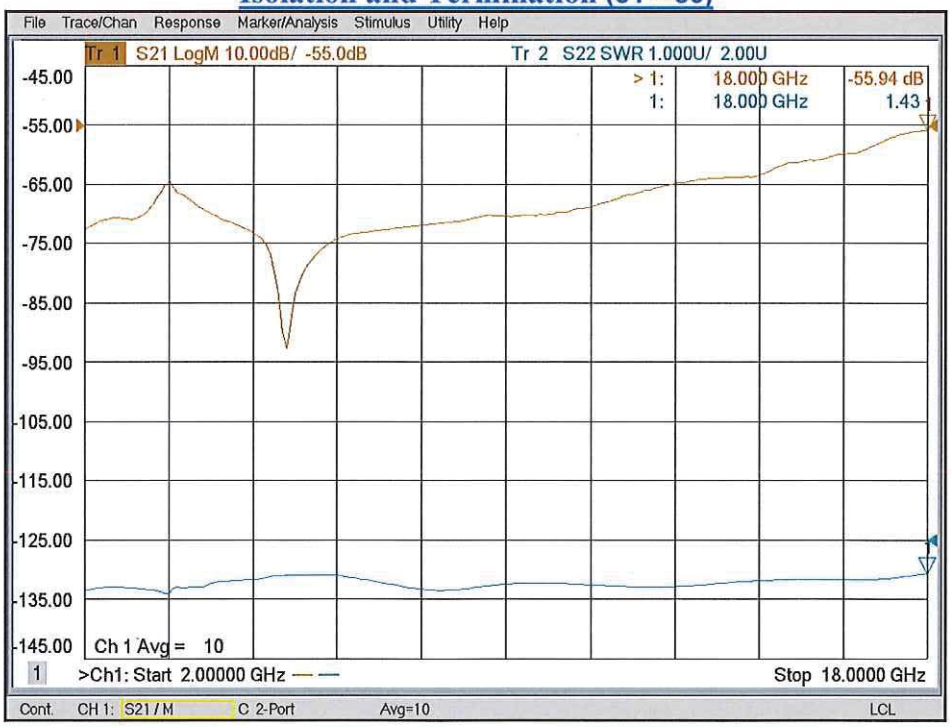

7311-F Grove Road Frederick, MD 21704 USA Phone: (301)662-5019 Fax: (301)662-1731
Email: sales@pmi-rf.com