



**SUMMARY TEST DATA
ON
PTRAN-100M18G-SFB-3UVPX-MAH**

PL16313/15449

Customer: _____	Tested By: <u>RCombs</u>
SO No: _____	Temperature: <u>+25°C</u>
Model No: <u>PTRAN-100M18G-SFB-3UVPX-MAH</u>	Date: <u>02/15/2021</u>
Serial No: <u>PL16313/1449</u>	Drawing No: <u>27622144</u> Rev: <u>A1</u>

TEST ITEM NO:	PARAMETERS	SPECIFIED VALUE	MEASURED VALUE	REMARKS QA/QC
J1 – Receive Input				
1	Frequency	100MHz-18GHz	100MHz-18GHz	PMI QA 2
2	Input Power Level	-80 dBm to -10 dBm	-80 dBm to -10 dBm	
J5 – IF Input				
3	Frequency	100MHz-4GHz	100MHz-4GHz	
4	Input Power Level	0 dBm Typical	0 dBm	
J7 LO1 Input				
5	Frequency	4GHz-20GHz	4GHz-20GHz	
6	Input Power Level	+15 dBm Typ.	+15 dBm	
J8 LO2 Input				
7	Input Frequency	4GHz-20GHz	4GHz-20GHz	
8	Input Power Level	+15 dBm Typ.	+15 dBm	
J4 IF Output				
9	Output Frequency	100MHz - 4GHz	100MHz - 4GHz	
10	Output Power Level	0dBm Typical for Limited SDLVA channels	-0.8dBm to +6dBm	PMI QA 2

7311-F Grove Road Frederick, MD 21704 USA Phone: (301)662-5019 Fax: (301)662-1731
Email: sales@pmi-rf.com



**SUMMARY TEST DATA
ON
PTRAN-100M18G-SFB-3UVPX-MAH**

PL16313/15449

J10 TX Output				
11	Output Frequency	100MHz-18GHz	100MHz-18GHz	PMI QA 2
12	Output Power Level	0 dBm to +10 dBm Typical with use of variable attenuator	-0.5dBm to +6dBm with use of variable attenuator	
Control Logic – LVDS				
13	LVDS 1	Receive 0 - Baseband Channel 1 - High Frequency Channel	0 - Baseband Channel 1 - High Frequency Channel	
14	LVDS 2	SDLVA2 0 – Limited Output 1 – Linear Output	0 – Limited Output 1 – Linear Output	
15	LVDS 3	SDLVA1 0 – Limited Output 1 – Linear Output	0 – Limited Output 1 – Linear Output	
16	LVDS 4	00000 – 0 dB Atten. 11111 – 31 dB Atten.	00000 – 0 dB Atten. 11111 – 31 dB Atten.	
17	LVDS 5	0 – Output to TX Filter Bank, RX- Backplane/Input (J1) 1 - Output to RX Filter Bank, RX- Transceiver Input	0 – Output to TX Filter Bank, RX- Backplane/Input (J1) 1 - Output to RX Filter Bank, RX- Transceiver Input	
18	LVDS 6	Receive Channel 000 – Thru Channel 001 – Channel 1 010 – Channel 2 011 – Channel 3 100 – Channel 4 101 – Channel 5 110 Not Defined 111 – Not Defined	000 – Thru Channel 001 – Channel 1 010 – Channel 2 011 – Channel 3 100 – Channel 4 101 – Channel 5 110 Not Defined 111 – Not Defined	
19	LVDS 7	Transmit 0 – Baseband Chan. 1 – High Freq. Chan.	0 – Baseband Chan. 1 – High Freq. Chan.	
20	LVDS 8	Transmit Channel 000 – Thru Channel 001 – Channel 1 010 – Channel 2 011 – Channel 3 100 – Channel 4 101 – Channel 5 110 Not Defined 111 – Not Defined	000 – Thru Channel 001 – Channel 1 010 – Channel 2 011 – Channel 3 100 – Channel 4 101 – Channel 5 110 Not Defined 111 – Not Defined	PMI QA 2



**SUMMARY TEST DATA
ON
PTRAN-100M18G-SFB-3UVPX-MAH**

PL16313/15449

21	LVDS X	00 M1-LO1 M2-LO1 01 M1-LO1 M2-LO2 10 M1-LO2 M2-LO1 11 M1-LO2 M2-LO2	00 M1-LO1 M2-LO1 01 M1-LO1 M2-LO2 10 M1-LO2 M2-LO1 11 M1-LO2 M2-LO2	PMI QA 2
22	Power Supply	+12V -12V +5V +3.3V	+12V @ 1.15A -12V @ 807mA +5V @ 763mA +3.3V @ 405mA	PMI QA 2

QA/QC Approval:

PMI
QA 2

Date:

2/23/21



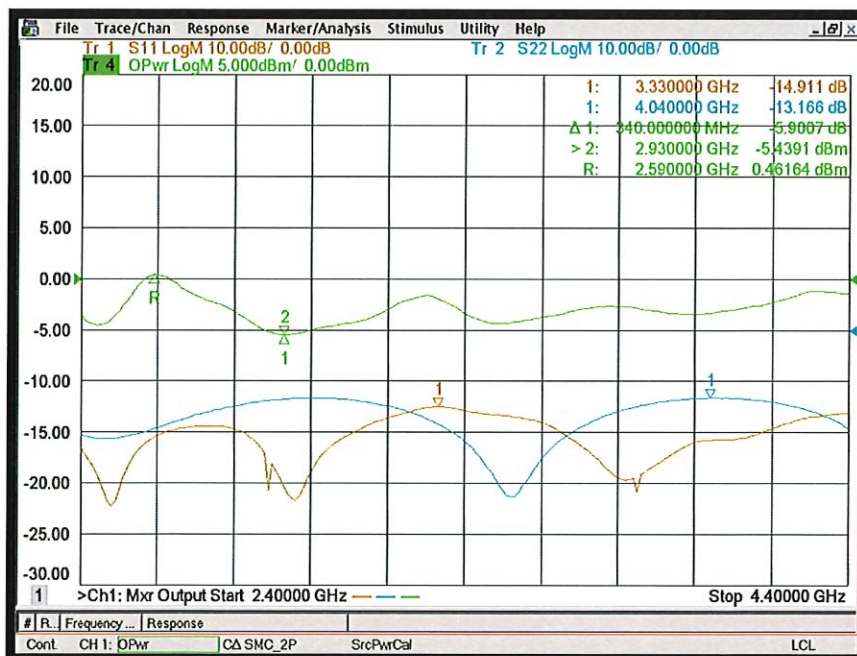
**SUMMARY TEST DATA
ON
PTRAN-100M18G-SFB-3UVPX-MAH**

PL16313/15449

Tx THRU Channel



Tx Channel 1

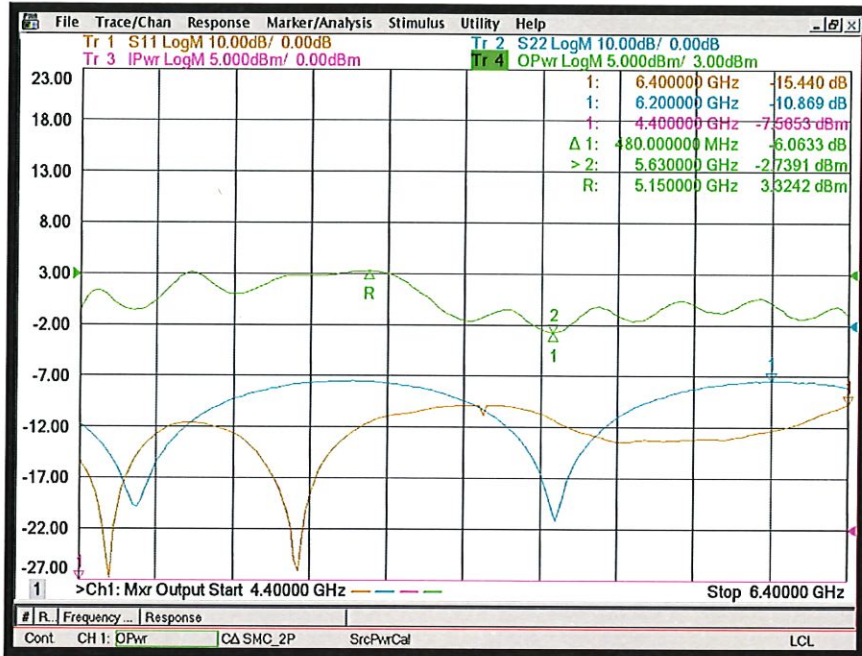




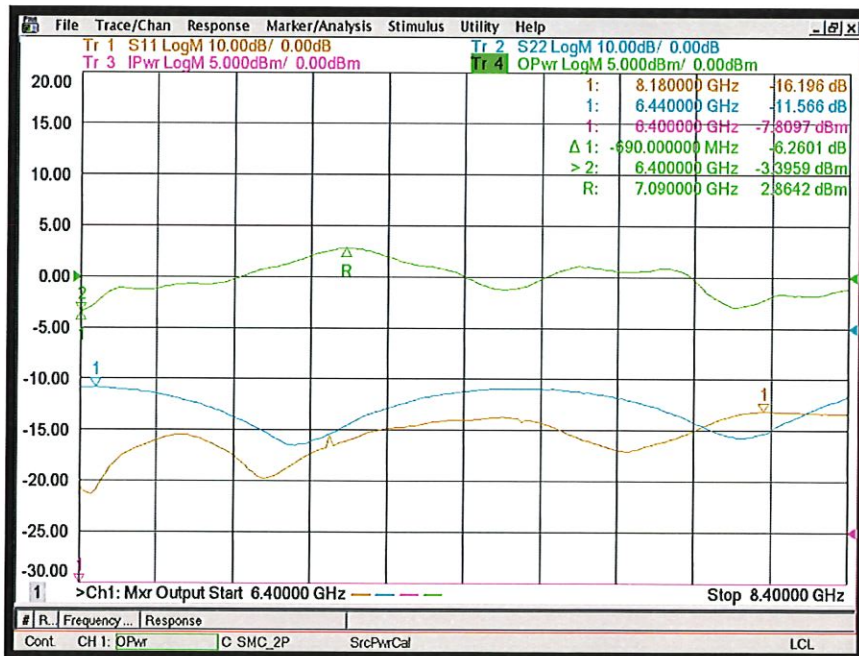
**SUMMARY TEST DATA
ON
PTRAN-100M18G-SFB-3UVPX-MAH**

PL16313/15449

Tx Channel 2



Tx Channel 3





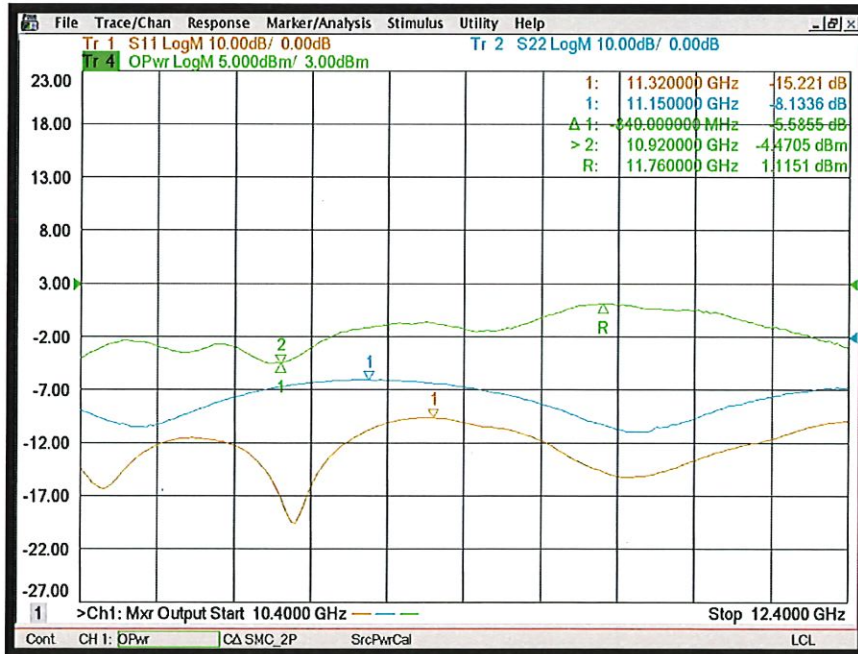
**SUMMARY TEST DATA
ON
PTRAN-100M18G-SFB-3UVPX-MAH**

PL16313/15449

Tx Channel 4



Tx Channel 5

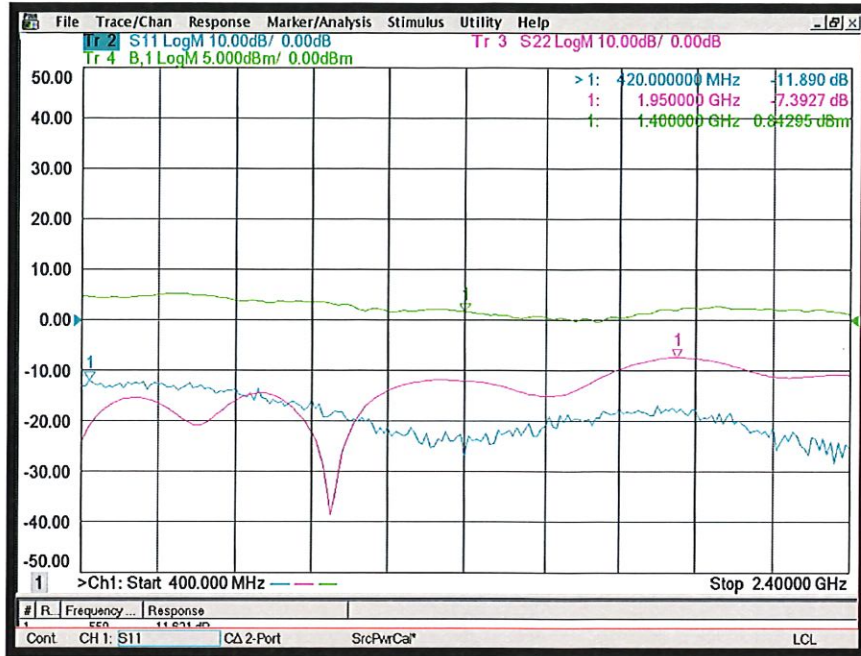




**SUMMARY TEST DATA
ON
PTRAN-100M18G-SFB-3UVPX-MAH**

PL16313/15449

Rx THRU Channel



Rx Channel 1



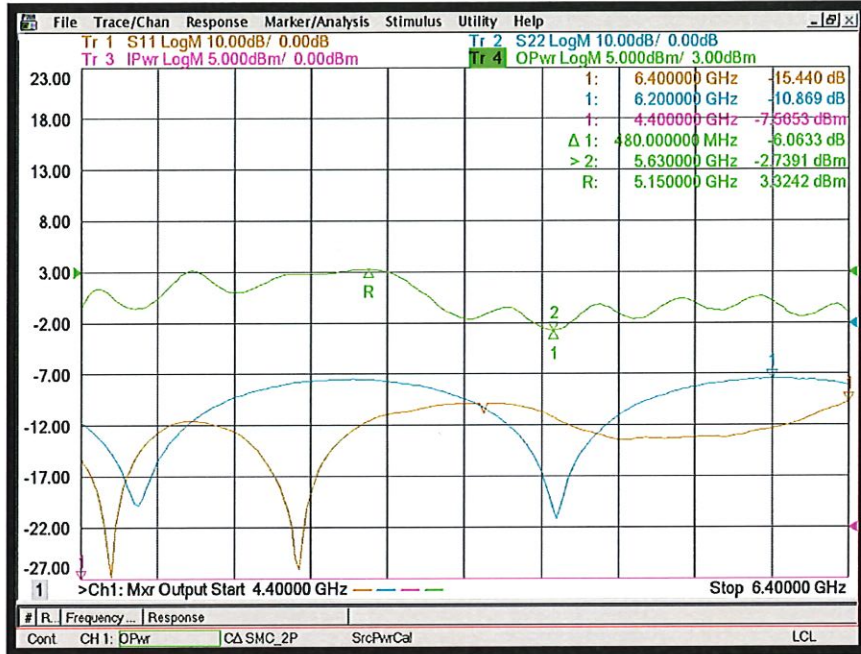
7311-F Grove Road Frederick, MD 21704 USA Phone: (301)662-5019 Fax: (301)662-1731
Email: sales@pmi-rf.com



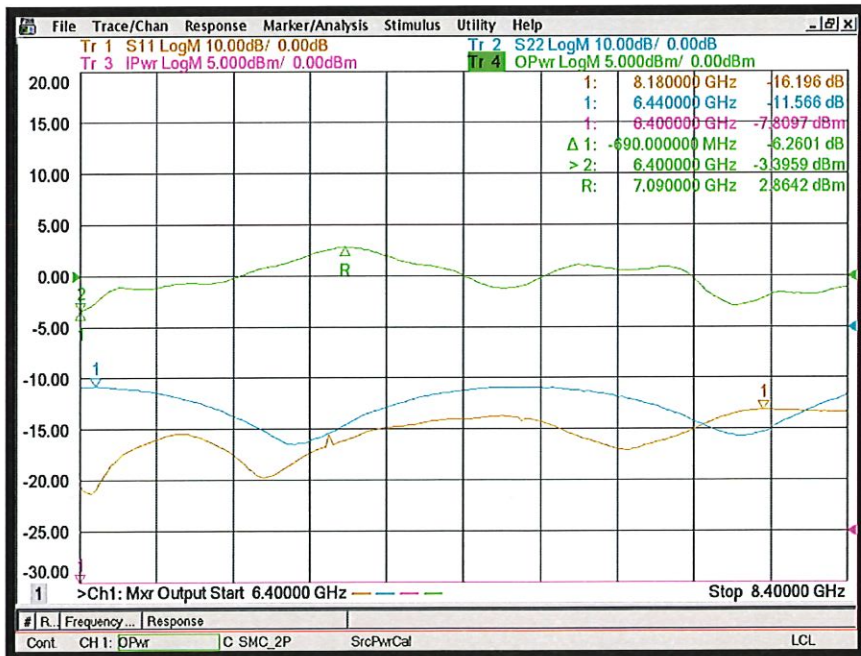
**SUMMARY TEST DATA
ON
PTRAN-100M18G-SFB-3UVPX-MAH**

PL16313/15449

Rx Channel 2



Rx Channel 3





**SUMMARY TEST DATA
ON
PTRAN-100M18G-SFB-3UVPX-MAH**

PL16313/15449

Rx Channel 4



Rx Channel 5

