



## SUMMARY TEST DATA ON DTA-0R5G18G-60-CD-1

Customer:                       
 Job No: SO17-143-R  
 Model No: DTA-0R5G18G-60-CD-1  
 Serial No: PL17036/1515

Tested By: K. Mansfield  
 Date: Monday, May 01, 2017  
 Temperature: +25° C  
 Drawing No: 27617795 Rev: A2

TEST. ITEM NO	PARAMETERS	SPECIFIED VALUE	PASS/FAIL	QA QC	
1	Frequency Range:	0.5 GHz – 18 GHz	0.5 GHz – 18 GHz	PMI QA 1	
2	Insertion Loss:	4.8 dB Max.	4.8 dB See Plot		
3	VSWR:	2.0:1 Max.	1.9:1 See Plot		
4	Flatness to 20 dB:	± 1.0 dB Max.	0.6 dB See Plot		
6	Flatness to 40 dB:	± 1.25 dB Max.	0.77 dB See Plot		
7	Flatness to 60 dB:	± 3.0 dB Max.	0.77 dB See Plot		
8	Accuracy of Attenuation 0 to 20 dB:	± 1.0 dB Max.	0.12 dB See Plot		
9	Accuracy of Attenuation 20 to 40 dB:	± 1.5 dB Max.	0.18 dB See Plot		
10	Accuracy of Attenuation 40 to 60 dB:	± 2.0 dB Max.	0.3 dB See Plot		
11	Switching Speed:	1.0 us Max.	< 1.0 us See Typical Characteristics		
12	DC Supply:	+15VDC @ 155 mA	120 mA		PMI QA 1

Programed Attenuation	Attenuation	Accuracy of Attenuation	Flatness dB
dB	dB	dB	±dB
0.25	0.26	-0.01	0.06
0.50	0.51	-0.01	0.08
1.00	1.01	-0.01	0.10
2.00	2.01	-0.01	0.13
4.00	4.01	-0.01	0.18
8.00	8.02	-0.02	0.24
16.00	15.96	0.04	0.49
32.00	31.93	0.07	0.77
63.75	63.70	0.05	1.39

Programed Attenuation	Attenuation	Accuracy of Attenuation	Flatness dB
dB	dB	dB	±dB
5.00	4.99	0.01	0.19
10.00	10.00	0.00	0.29
15.00	14.90	0.10	0.45
20.00	19.93	0.07	0.60
25.00	24.87	0.13	0.71
30.00	29.90	0.10	0.75
35.00	34.82	0.18	0.70
40.00	39.89	0.11	0.66
45.00	44.86	0.14	0.65
50.00	49.88	0.12	0.62
55.00	54.83	0.17	0.51
60.00	59.90	0.10	0.72

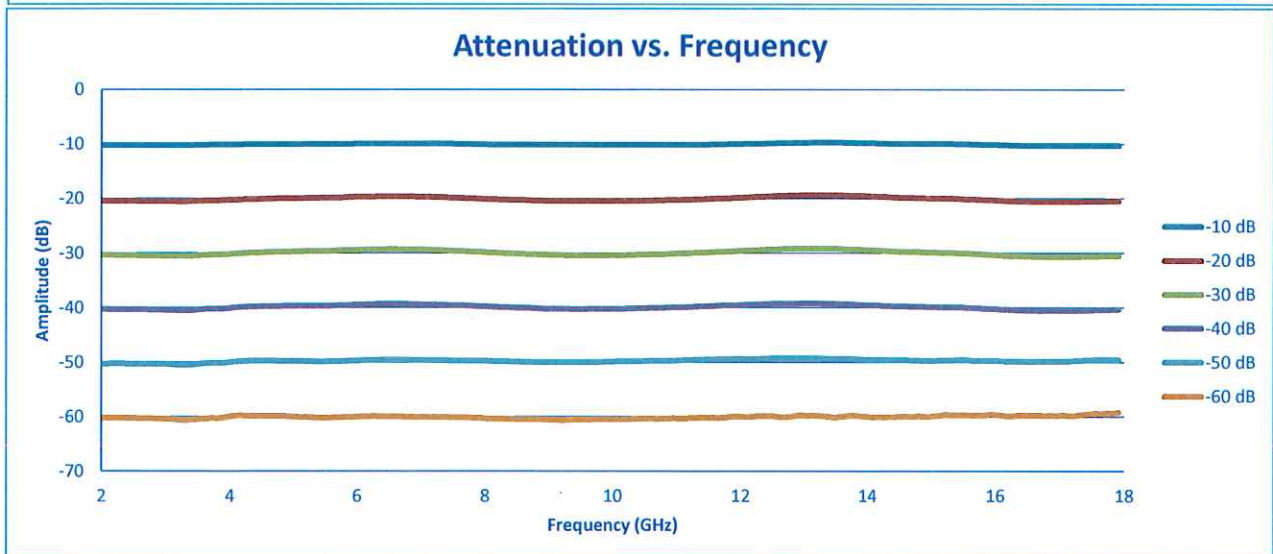
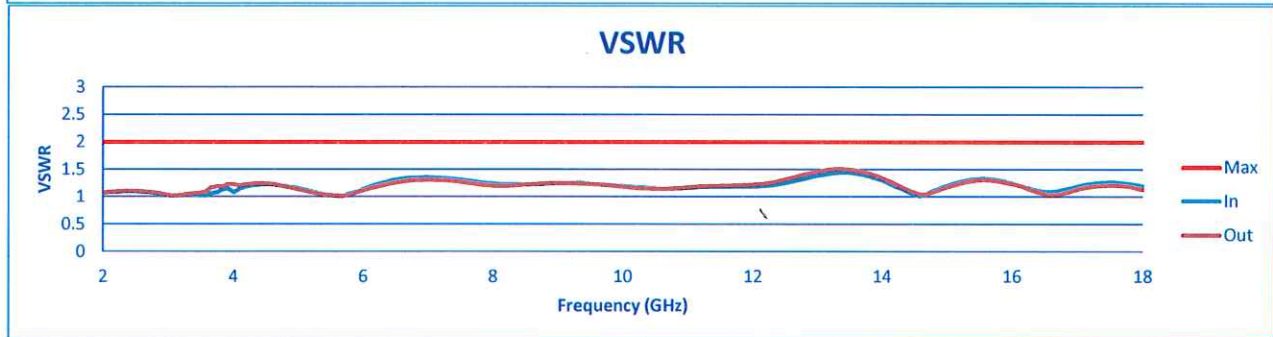
QA/QC Approval:  PMI QA 1

Date: 5/3/17



# SUMMARY TEST DATA ON DTA-0R5G18G-60-CD-1

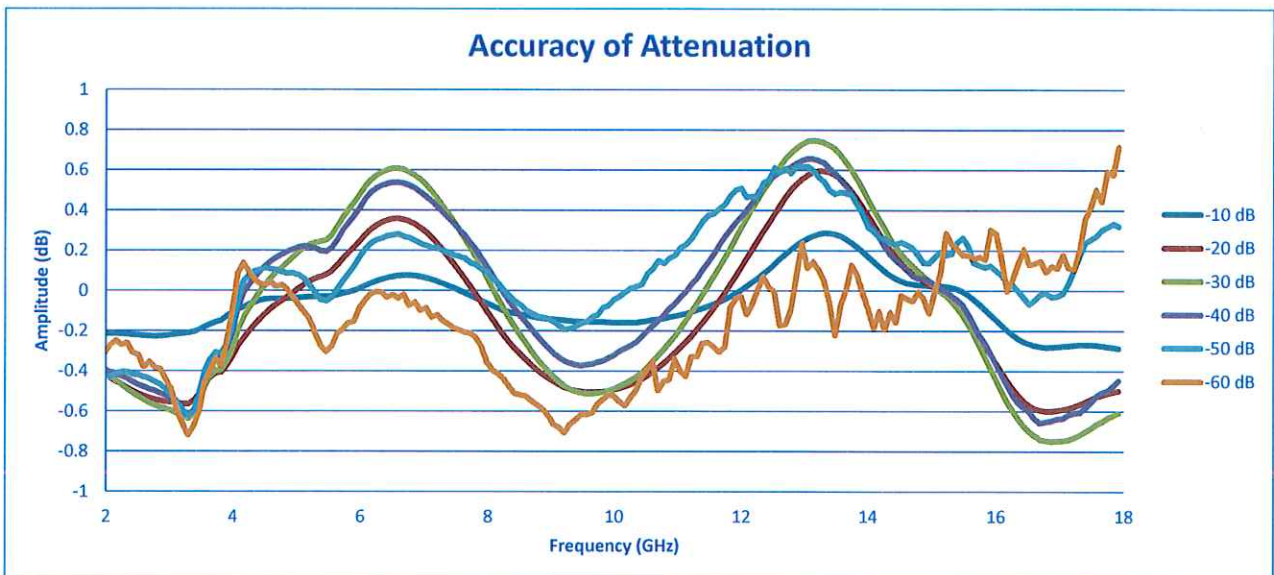
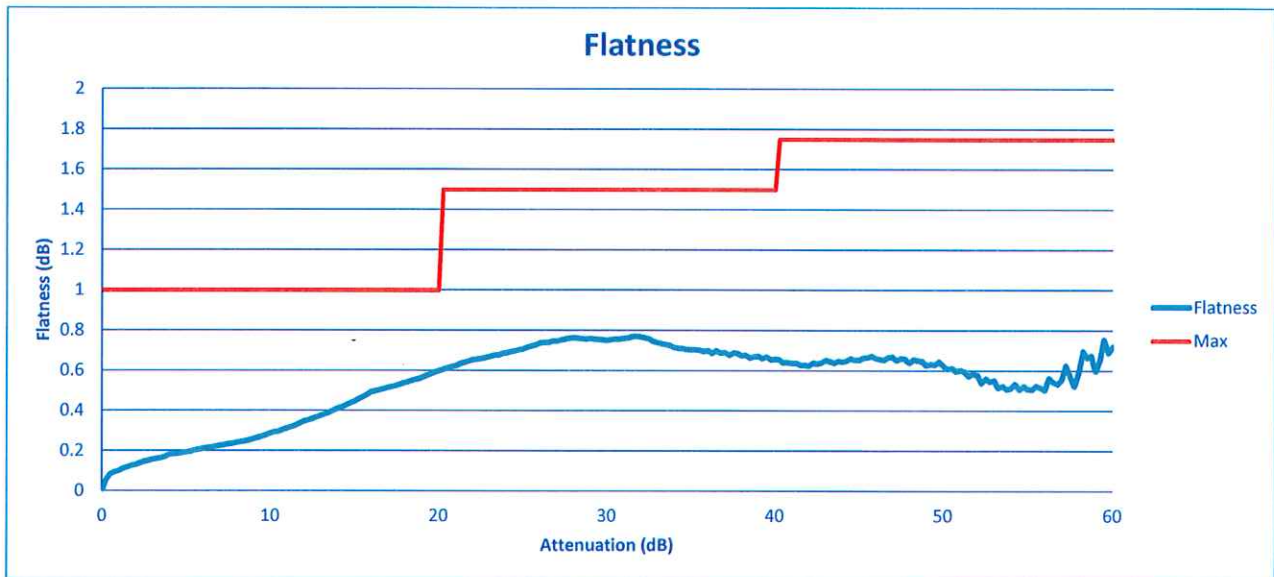
PL17036/1515





# SUMMARY TEST DATA ON DTA-0R5G18G-60-CD-1

PL17036/1515





# SUMMARY TEST DATA ON DTA-0R5G18G-60-CD-1

PL17036/1515

## Switching Speed

