



**SUMMARY TEST DATA
ON
SBA-218-6**

S/N: PL17398/1527

Customer: _____	Tested By: <u>K. Mansfield</u>
SO No: _____	Temperature: <u>+25°C</u>
Model No: <u>SAA-218-6-093-13542 Opt. HERM</u>	Date: <u>07/01/15</u>
Serial No: <u>PL17398/1527</u>	Drawing No: <u>27613491</u> Rev: <u>A2</u>

TEST. ITEM NO	PARAMETERS	SPECIFIED VALUE	PL17390	QA QC
1	Frequency Range:	2 to 18 GHz	2 to 18 GHz See Plot	
2	Logic High Voltage, VH:	2.0 V Min 3.5 V Max	2.0 V	
3	Logic Low Voltage, VL:	0 V Min 0.8 V Max	0.8 V	
4	Current at VH:	0 mA Min 24 mA Max	20 mA	
5	Current at VL:	0 mA Min 24 mA Max	0.06 mA	
6	Load Capacitance:	0 pF Min 35 pF Max	< 35 pF	
7	Rise Time:	1.0 ns Min 2.0 ns Typ 10.0 ns Max	6.0 ns See Plot	
8	Fall Time:	1.0 ns Min 2.0 ns Typ 10.0 ns Max	5.0 ns See Plot	
9	Response Time:	100 ns Max (50% Voltage of input logic signal to 1 dB of final value of RF Attenuation)	29 ns See Plot	
10	Repetition Rate:	Support Switching from DC to 500 kHz	500 KHz	
11	Insertion Loss:	"1 = 2 dB Insertion Loss" "0 = 20 dB Insertion Loss"	Pass	



**SUMMARY TEST DATA
ON
SBA-218-6**

S/N: PL17398/1527

12	Tolerance and Flatness:	<p style="text-align: center;">Low Loss: +1 dB, -2 dB (IL of 1dB to 4dB)</p> <p style="text-align: center;">High Loss: +2 dB, -2 dB (IL of 18dB to 22dB)</p>	<p style="text-align: center;">IL -2.4 dB -1.5 dB Flatness ±0.9 dB</p> <p style="text-align: center;">-20.3 dB Flatness ±0.9 dB</p> <p style="text-align: center;">See Plot</p>	
13	VSWR:	2.0:1 Max	1.8:1 See Plot	
14	Output 1 dB Compression:	18 dBm	>23 dBm See Plot	
16	Stability:	< -70 dBm Spurious Output Signal *	-70.7 dBm See Plot	
17	Video Spike Leakage:	< 500 mV Peak to Peak (Measured with a min bandwidth of 200 MHz)	121 mV See Plot	
18	Spectral Activity:	-70 dBm Max	-74.8 dBm See Plot	
19	DC Voltage:	+5 VDC @ 60 mA Max -5 VDC @ 50 mA Max	+5VDC @ 58 mA -5VDC @ 47 mA	

*Should be unconditionally stable per the following conditions: A, B, C

A. With any input or output port terminated in any passive source or load impedance

B. With input power levels ranging from no input to the maximum that is specified on Table 1 (see Outline drawing)

C. With any operating temperature specified in Table 1 (see Outline drawing)

**AC Ripple Frequency is 600 kHz Typical

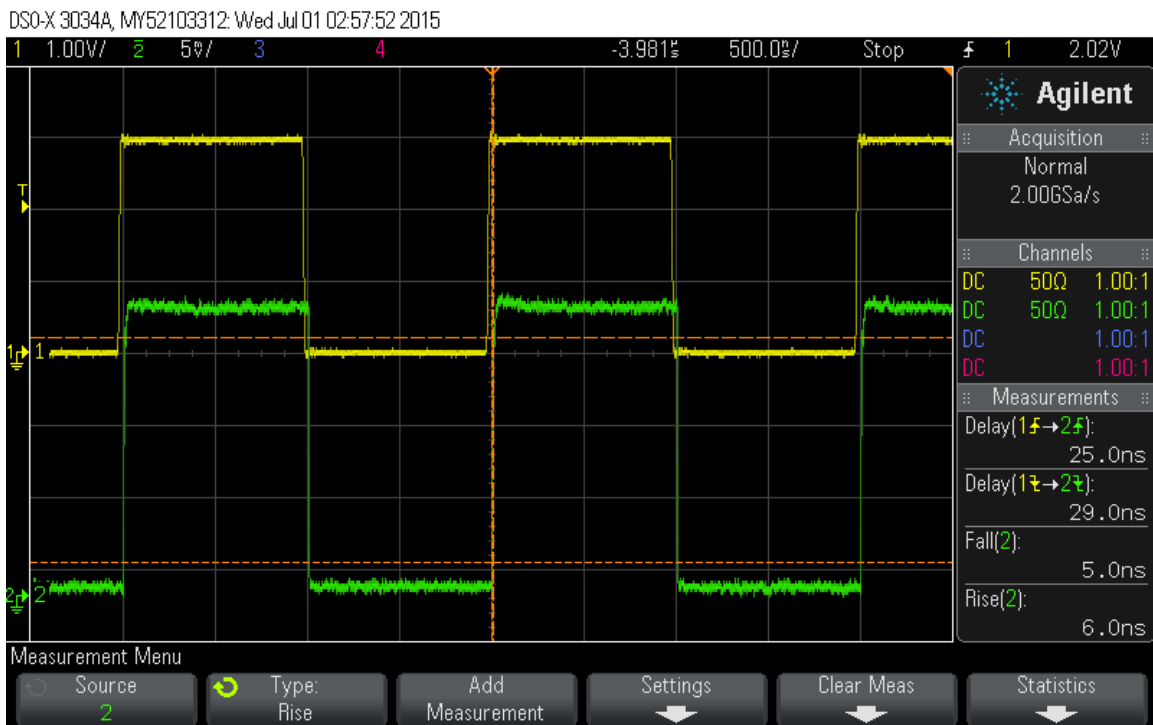
QA/QC Approval: _____ **Date:** _____



**SUMMARY TEST DATA
ON
SBA-218-6**

S/N: PL17398/1527

Switching Speed



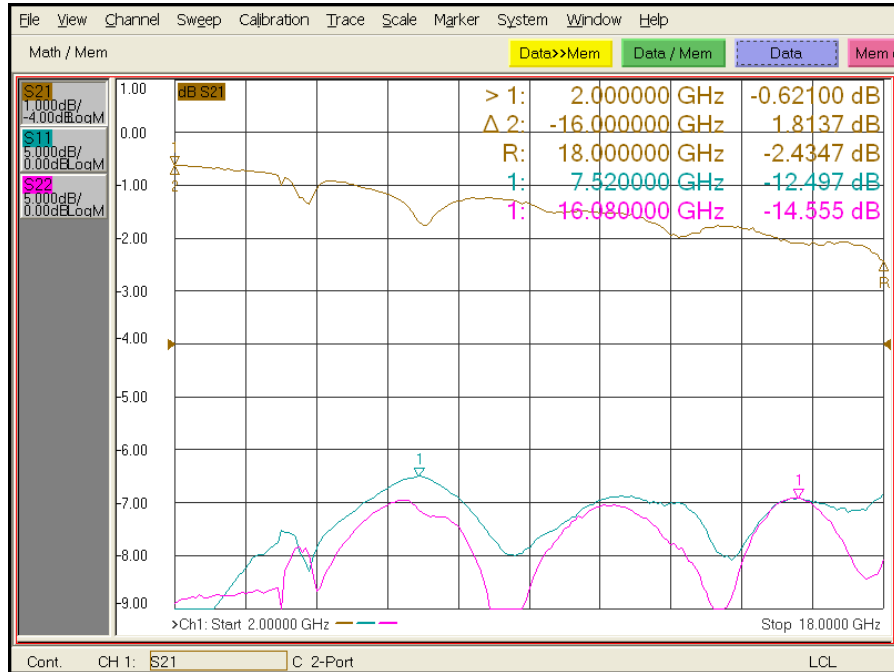
**Yellow: TTL
Green: RF**



SUMMARY TEST DATA ON SBA-218-6

S/N: PL17398/1527

Low Loss



High Loss

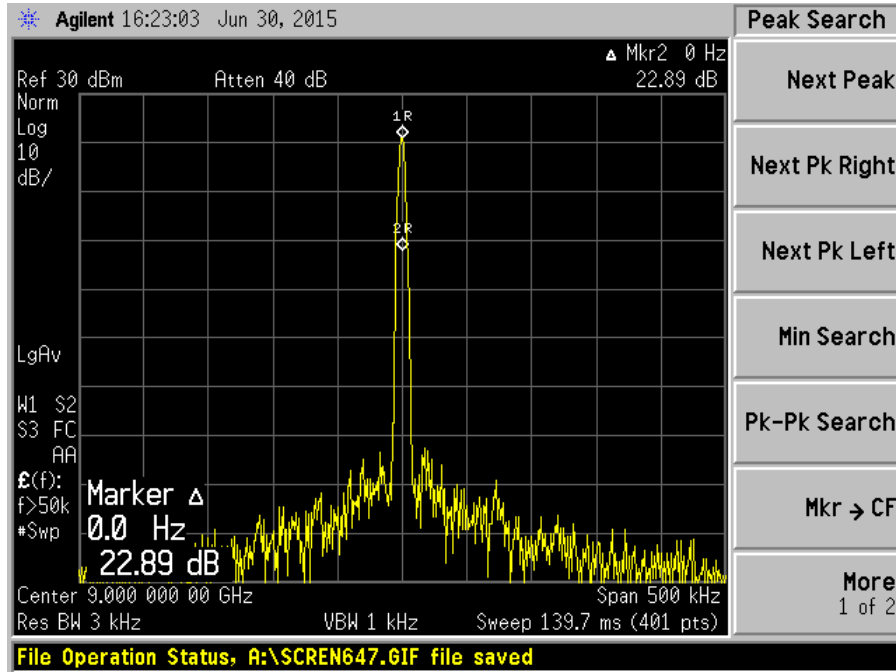




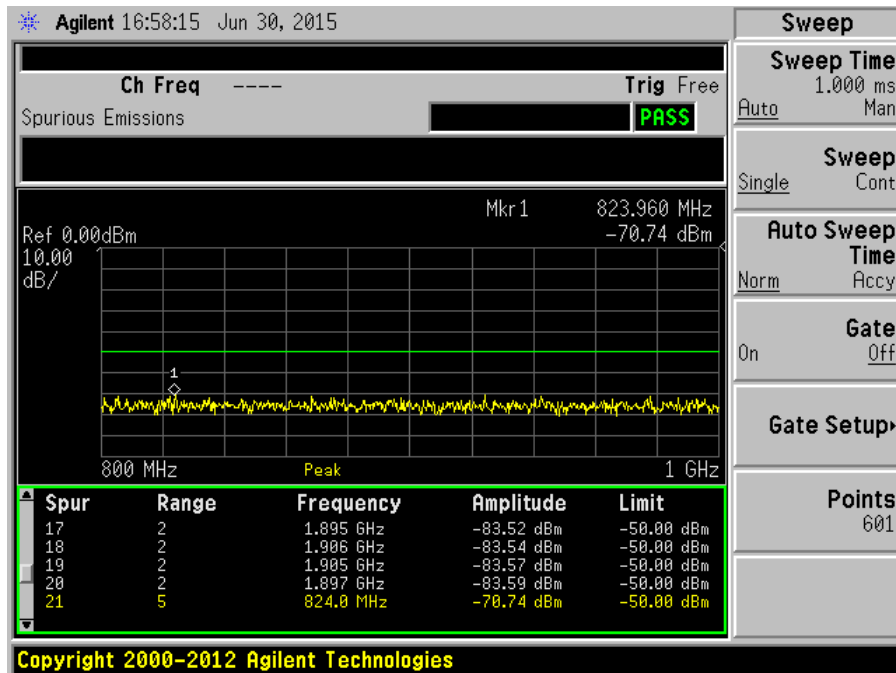
**SUMMARY TEST DATA
ON
SBA-218-6**

S/N: PL17398/1527

Output 1 dB Compression



Stability

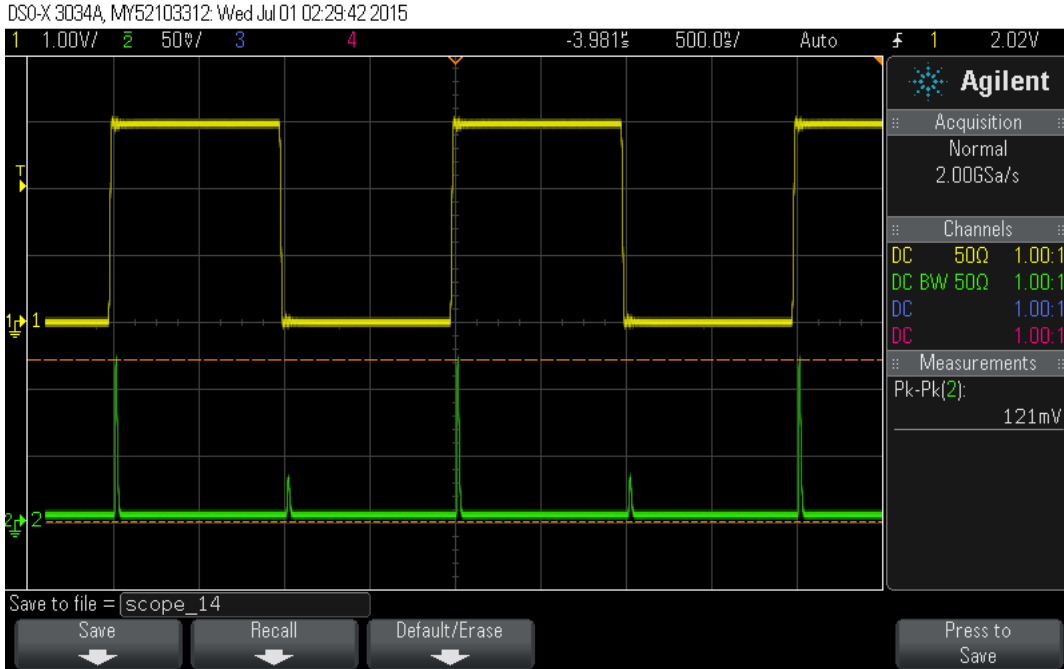




SUMMARY TEST DATA ON SBA-218-6

S/N: PL17398/1527

Video Spike Leakage



Spectral Activity

