



**SUMMARY TEST DATA
ON
4SFB-2G6G-CD-5-N12-SFF**

PL17632/1532

Customer: _____	Tested By: <u>S. Palacio</u>	
SO No: _____	Temperature: <u>+25°C</u>	
Model No: <u>4SFB-2G6G-CD-5-N12-SFF</u>	Date: <u>8/5/15</u>	
Serial No: _____	Drawing No: <u>27610341</u>	Rev: <u>B1</u>

TEST. ITEM NO	PARAMETERS	SPECIFIED VALUE	TEST RESULT	QA QC
1	Pass Band Frequency Range:	2 GHz – 6 GHz	2 GHz – 6 GHz See Plot	
2	Pass Band Bandwidth:	1 GHz Min @ each channel	See Plot WITH TABULATED DATA	
3	Insertion Loss:	5 dB Max	See Plot WITH TABULATED DATA	
4	Impedance:	50 OHMS	Pass	
5	Switching Speed:	2 us Max	PASS	
6	Pass Band VSWR:	2.0:1 Max	See Plot WITH TABULATED DATA	
7	Control Line:	TTL Positive See Truth Table	Pass (See Truth Table)	
8	DC Supply:	+5VDC @ 200mA Max -15VDC @ 200mA Max	+5VDC @ 198mA -15VDC @ 70mA	
10	Stop Band Frequency And Attenuation:	15% of corner frequency 60 dB Min	See Plot WITH TABULATED DATA	

TTL Truth Table		
CTL 1	CTL 2	Filter Path
0	1	2 – 3 GHz
0	0	3 – 4 GHz
1	0	4 – 5 GHz
1	1	5 – 6 GHz

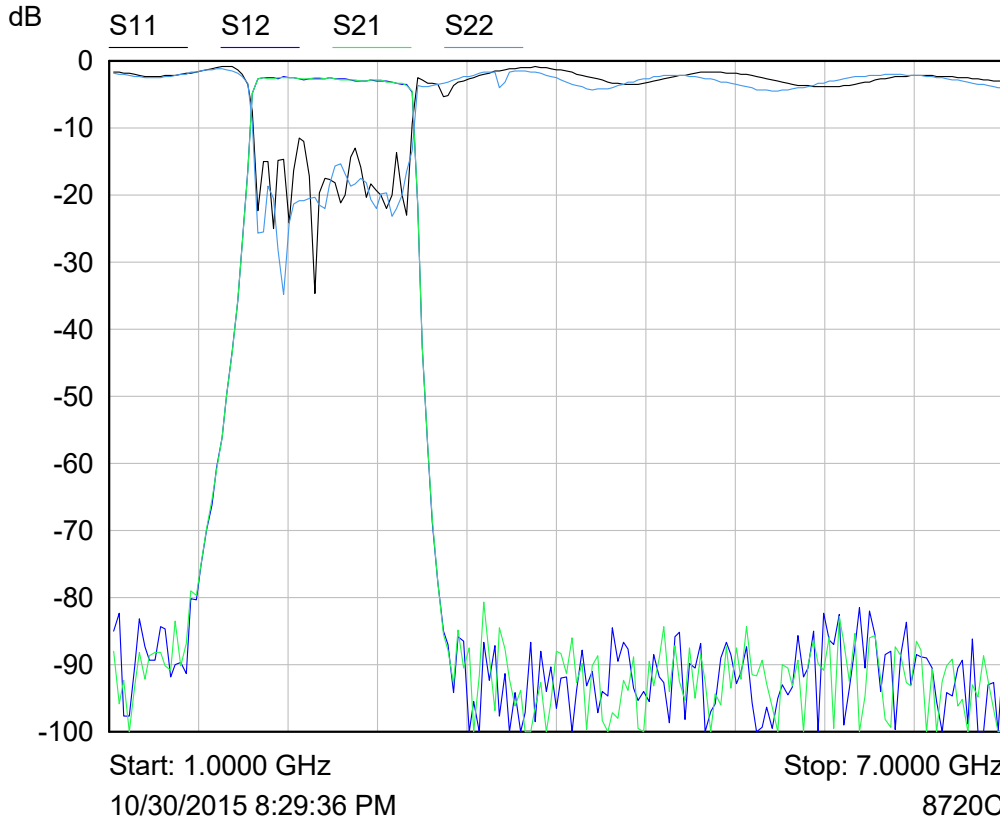
QA/QC Approval: _____ Date: _____



**SUMMARY TEST DATA
ON
4SFB-2G6G-CD-5-N12-SFF**

PL17632/1532

Channel 1 (2 – 3 GHz)

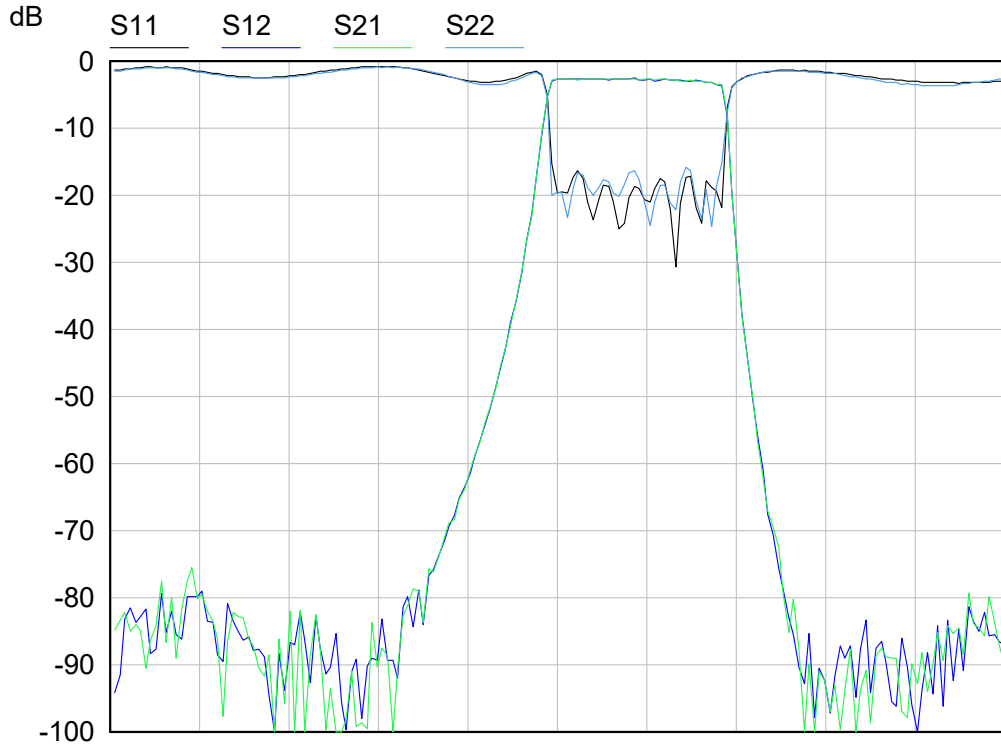




**SUMMARY TEST DATA
ON
4SFB-2G6G-CD-5-N12-SFF**

PL17632/1532

Channel 2 (3 – 4 GHz)



Start: 1.0000 GHz
10/30/2015 8:11:13 PM

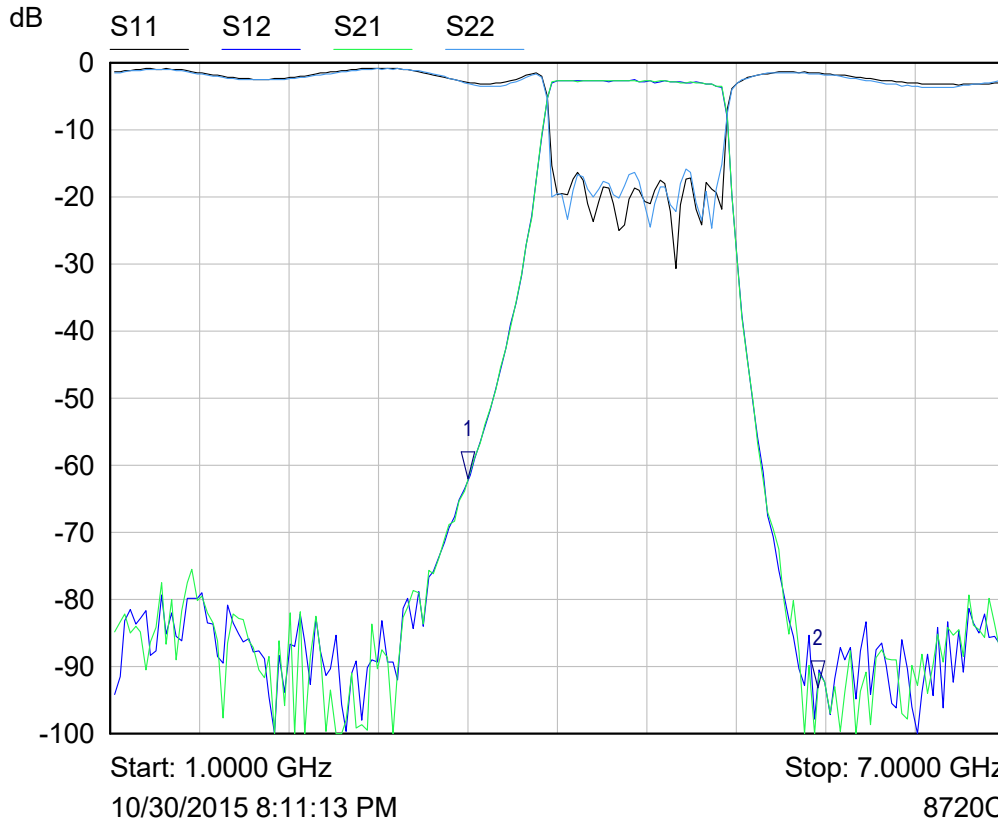
Stop: 7.0000 GHz
8720C



**SUMMARY TEST DATA
ON
4SFB-2G6G-CD-5-N12-SFF**

PL17632/1532

Channel 3 (4 – 5 GHz)



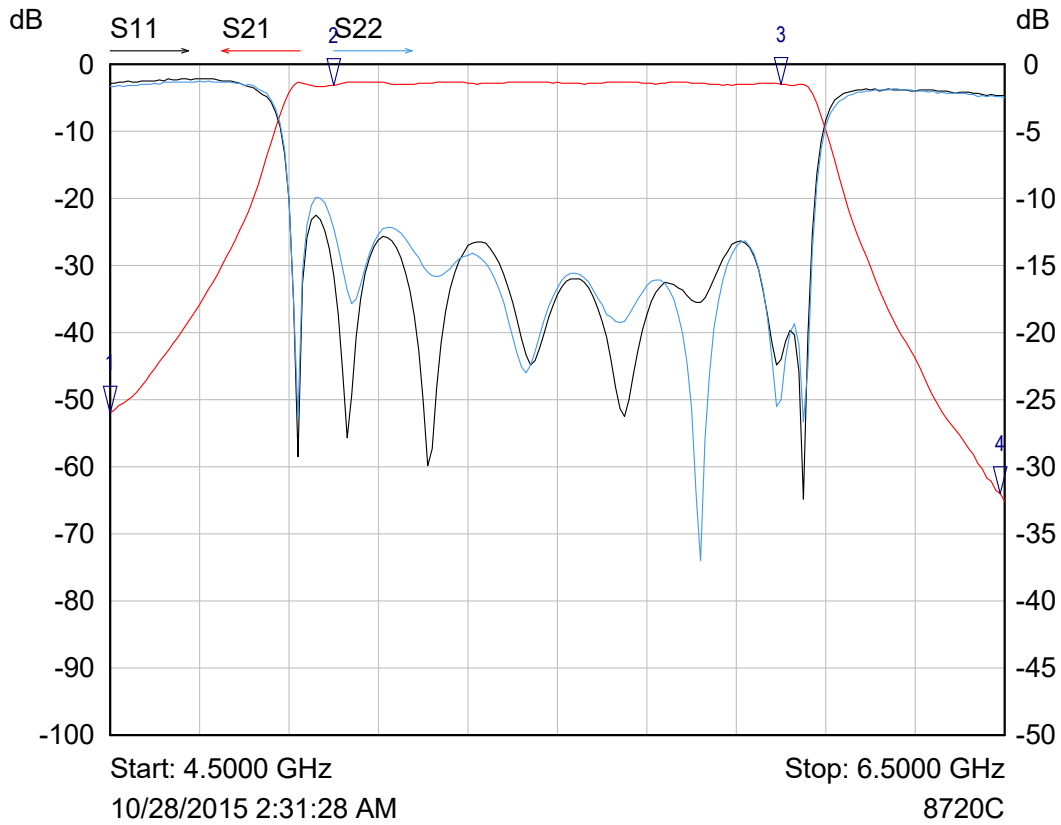
Mkr	Trace	X-Axis	Value	Notes
1 ▾	S21	3.4000 GHz	-61.94 dB	
2 ▾	S21	5.7500 GHz	-96.59 dB	



**SUMMARY TEST DATA
ON
4SFB-2G6G-CD-5-N12-SFF**

PL17632/1532

Channel 4 (5 – 6 GHz)



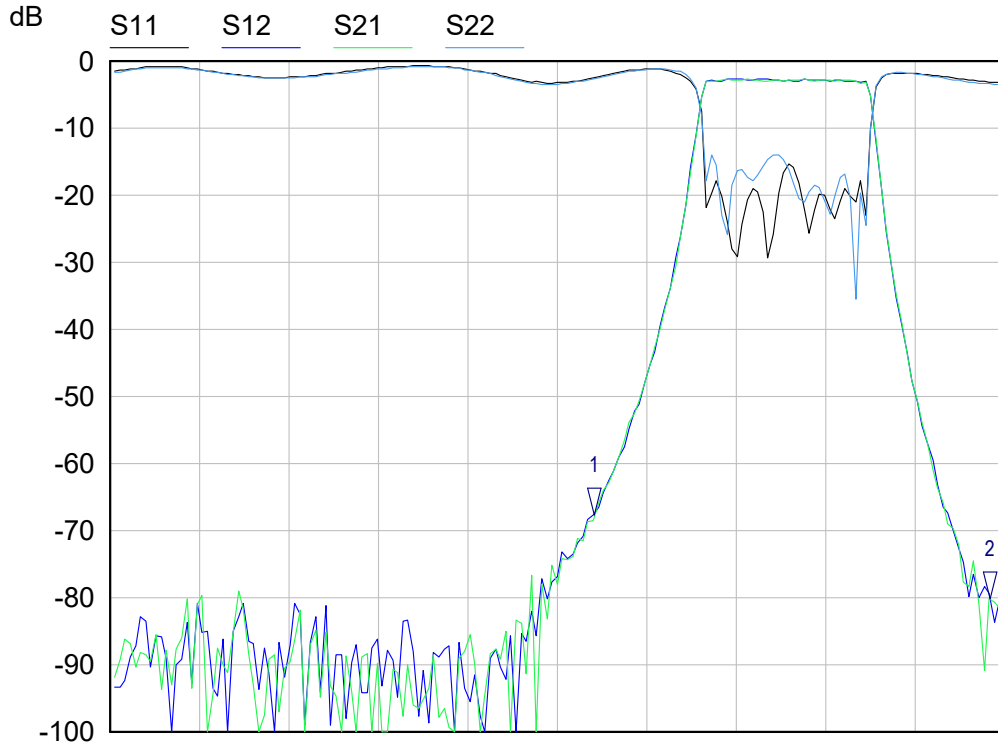
Mkr	Trace	X-Axis	Value	Notes
1 ▾	S21	4.5000 GHz	-51.96 dB	
2 ▾	S21	5.0000 GHz	-3.11 dB	
3 ▾	S21	6.0000 GHz	-3.00 dB	
4 ▾	S21	6.4900 GHz	-64.04 dB	



**SUMMARY TEST DATA
ON
4SFB-2G6G-CD-5-N12-SFF**

PL17632/1532

Channel 4 (5 – 6 GHz)



Start: 1.0000 GHz

10/30/2015 8:09:33 PM

Stop: 7.0000 GHz

8720C

Mkr	Trace	X-Axis	Value	Notes
1 ▾	S21	4.2500 GHz	-67.76 dB	
2 ▾	S21	6.9000 GHz	-80.24 dB	