



**SUMMARY TEST DATA
ON
6SFB-CC-100M18G-MAH-RX-TX**

PL19309/1621

Customer: _____ Tested By: L. McGraw
 SO No: _____ Temperature: +25°C
 Model No: 6SFB-CC-100M18G-MAH-RX-TX Date: 6/30/16
 Serial No: PL19309/1621 Drawing No: 27624332 Rev: A1

TEST ITEM NO:	PARAMETERS	SPECIFIED VALUE	MEASURED VALUE	REMARKS QA/QC
1	J1 Input Frequency (RF RX Input)	100MHz-18.0GHz	100MHz-18.0GHz See Plot	
2	J1 Input Power Level	-80dBm to -10dBm Typical	-80dBm to -10dBm	
3	J5 Input Frequency (RF TX Input)	100MHz-18.0GHz	100MHz-18.0GHz See Plot	
4	J5 Input Power Level	-20dBm to -15dBm Typical	-20dBm to -15dBm	
5	J7 Input Frequency (RF BIT RX Input)	100MHz-18.0GHz	100MHz-18.0GHz See Plot	
6	J7 Input Power Level	-20dBm to -15dBm Typical	-20dBm to -15dBm	
7	J2 Output Frequency (RF RX Output)	100MHz-18.0GHz	100MHz-18.0GHz See Plot	
8	J2 Output Power Level	-62dBm to +8dBm Typical	-60dBm to +15dBm	
9	J6 Output Frequency (RF TX Output)	100MHz-18.0GHz	100MHz-18.0GHz See Plot	
10	J6 Output Power Level	0dBm to +10dBm Typical	+7dBm to +14dBm	
11	J1 RX Path Gain	18dB Typical	20dB to 29dB	
12	J7 RX BIT Path Insertion Loss	10dB Typical	3dB to 8dB	
13	(J1 to J2) to (J7 to J2) RX Isolation	100dB Typical	116.51dB See Plot	
14	J5 TX Path Gain	32dB Typical	37dB to 44dB	
15	VSWR Over 90% Passband	2 : 1 Maximum	2.0:1 See Plots	



**SUMMARY TEST DATA
ON
6SFB-CC-100M18G-MAH-RX-TX**

PL19309/1621

16	Switching Speed	100ns Typical	75.0ns See Plots	
17	Thru Channel Passband	100MHz-18.0GHz	100MHz-18.0GHz See Plots	
18	Channel 1 Center Frequency	3400MHz	3400MHz	
19	Channel 1 3dB Bandwidth	2000MHz	2000MHz	
20	Channel 1 RX Rejection	-40dBc Typical, -30dBc Minimum 100MHz-2.0GHz,	-44dBc See Plot	
		-40dBc Typical, -30dBc Minimum 4.8GHz-18.0GHz	-36dBc See Plot	
21	Channel 1 TX Rejection	-40dBc Typical, -30dBc Minimum 100MHz-2.0GHz,	-55dBc See Plot	
		-40dBc Typical, -30dBc Minimum 4.8GHz-18.0GHz	-47dBc See Plot	
22	Channel 2 Center Frequency	5400MHz	5400MHz	
23	Channel 2 3dB Bandwidth	2000MHz	2000MHz	
24	Channel 2 RX Rejection	-40dBc Typical, -30dBc Minimum 100MHz-4.0GHz,	-63dBc See Plot	
		-40dBc Typical, -30dBc Minimum 6.8GHz-18.0GHz	-30dBc See Plot	
25	Channel 2 TX Rejection	-40dBc Typical, -30dBc Minimum 100MHz-4.0GHz,	-67dBc See Plot	
		-40dBc Typical, -30dBc Minimum 6.8GHz-18.0GHz	-33dBc See Plot	
26	Channel 3 Center Frequency	7400MHz	7400MHz	
27	Channel 3 3dB Bandwidth	2000MHz	2000MHz	
28	Channel 3 RX Rejection	-40dBc Typical, -30dBc Minimum 100MHz-6.0GHz,	-70dBc See Plot	
		-40dBc Typical, -30dBc Minimum 8.8GHz-18.0GHz	-32dBc See Plot	



**SUMMARY TEST DATA
ON
6SFB-CC-100M18G-MAH-RX-TX**

PL19309/1621

29	Channel 3 TX Rejection	-40dBc Typical, -30dBc Minimum 100MHz-6.0GHz, -40dBc Typical, -30dBc Minimum 8.8GHz-18.0GHz	-61dBc See Plot -33dBc See Plot	
30	Channel 4 Center Frequency	9400MHz	9400MHz	
31	Channel 4 3dB Bandwidth	2000MHz	2000MHz	
32	Channel 4 RX Rejection	-40dBc Typical, -30dBc Minimum 100MHz-8.0GHz, -40dBc Typical, -30dBc Minimum 10.8GHz-18.0GHz	-53dBc See Plot -31dBc See Plot	
33	Channel 4 TX Rejection	-40dBc Typical, -30dBc Minimum 100MHz-8.0GHz, -40dBc Typical, -30dBc Minimum 10.8GHz-18.0GHz	-41dBc See Plot -31dBc See Plot	
34	Channel 5 Center Frequency	11400MHz	11400MHz	
35	Channel 5 3dB Bandwidth	2000MHz	2000MHz	
36	Channel 5 RX Rejection	-40dBc Typical, -30dBc Minimum 100MHz-10.0GHz, -40dBc Typical, -30dBc Minimum 12.8GHz-18.0GHz	-34dBc See Plot -32dBc See Plot	
37	Channel 5 TX Rejection	-40dBc Typical, -30dBc Minimum 100MHz-10.0GHz, -40dBc Typical, -30dBc Minimum 12.8GHz-18.0GHz	-34dBc See Plot -33dBc See Plot	
38	Control Logic	TTL '0': 0V to 0.8V TTL '1': 2V to 5V	Pass	
39	Power Supplies	+12V @ 600mA Max +5V @ 550mA Max -12V @ 300mA Max	+12V @ 408mA +5V @ 92mA -12V @ 149mA	



**SUMMARY TEST DATA
ON
6SFB-CC-100M18G-MAH-RX-TX**

PL19309/1621

RX Thru Path (J1 RX IN)

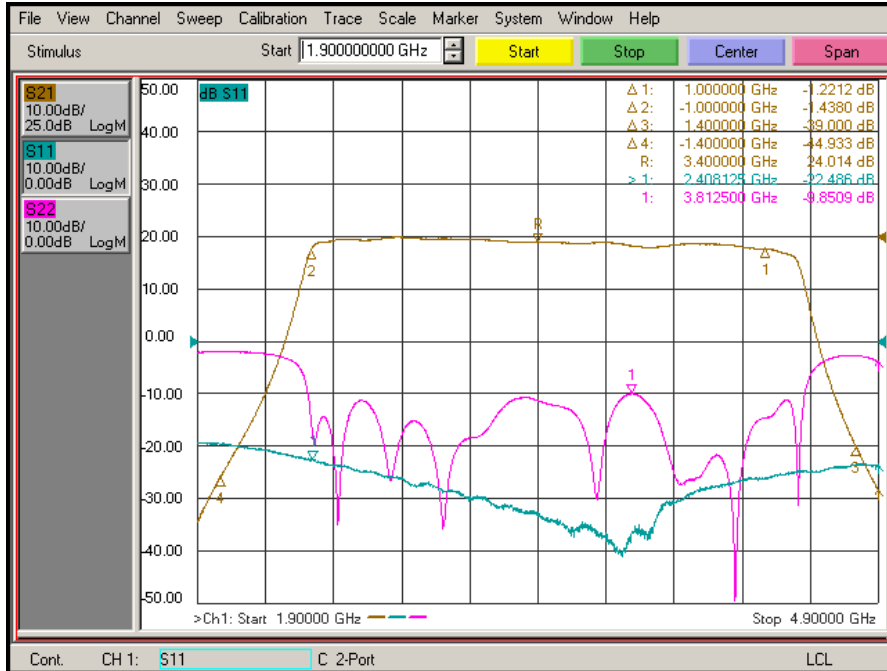




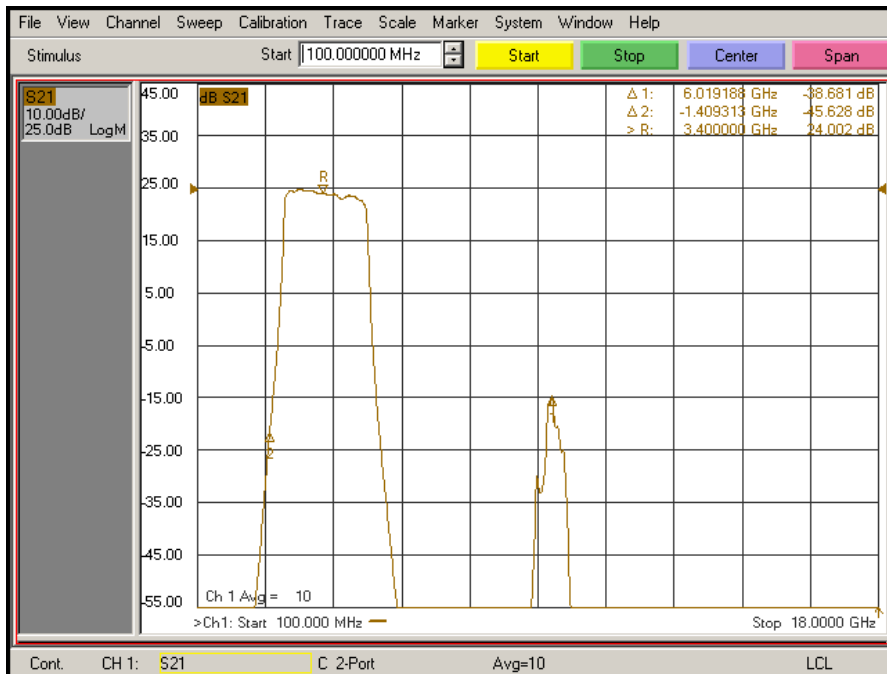
**SUMMARY TEST DATA
ON
6SFB-CC-100M18G-MAH-RX-TX**

PL19309/1621

RX Ch1 Path Narrow Band (J1 RX IN)



RX Ch1 Path Broadband (J1 RX IN)

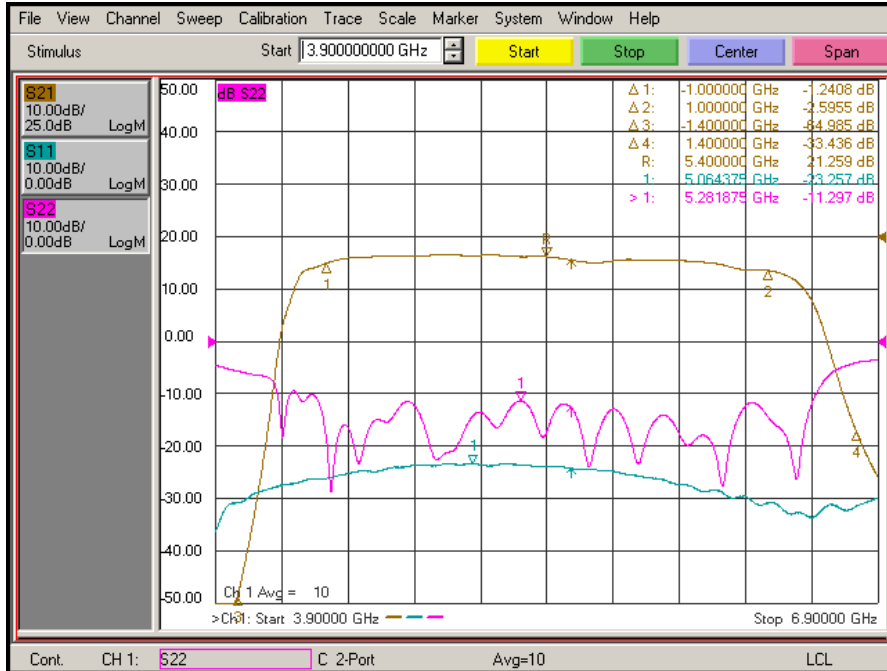




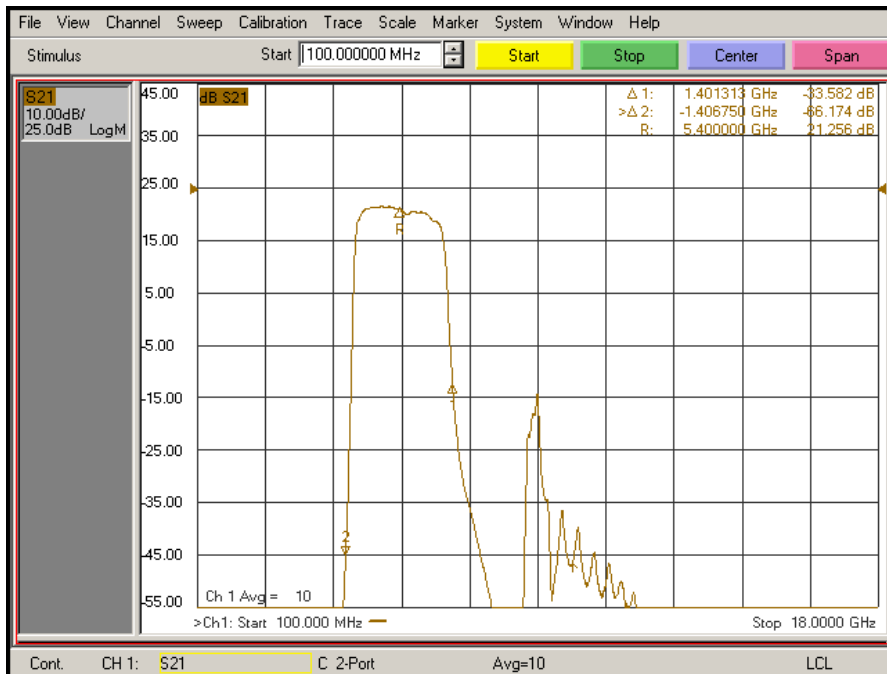
**SUMMARY TEST DATA
ON
6SFB-CC-100M18G-MAH-RX-TX**

PL19309/1621

RX Ch2 Path Narrow Band (J1 RX IN)



RX Ch2 Path Broadband (J1 RX IN)

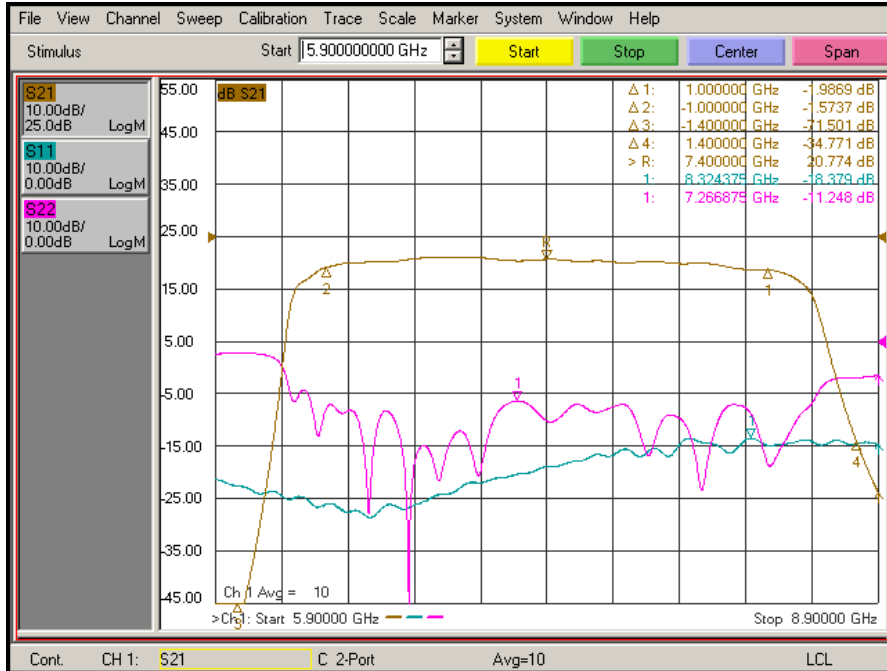




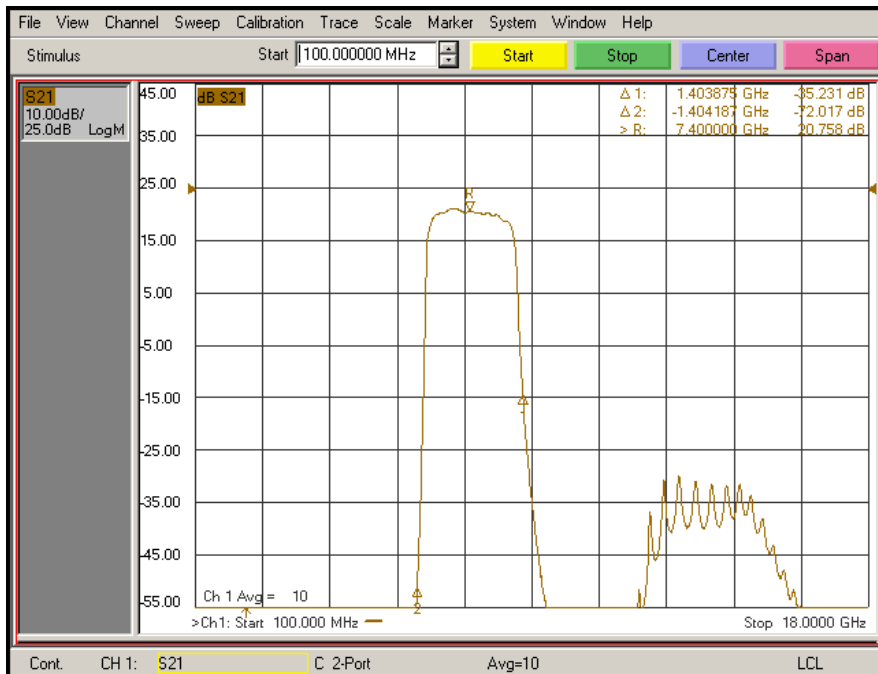
**SUMMARY TEST DATA
ON
6SFB-CC-100M18G-MAH-RX-TX**

PL19309/1621

RX Ch3 Path Narrow Band (J1 RX IN)



RX Ch3 Path Broadband (J1 RX IN)

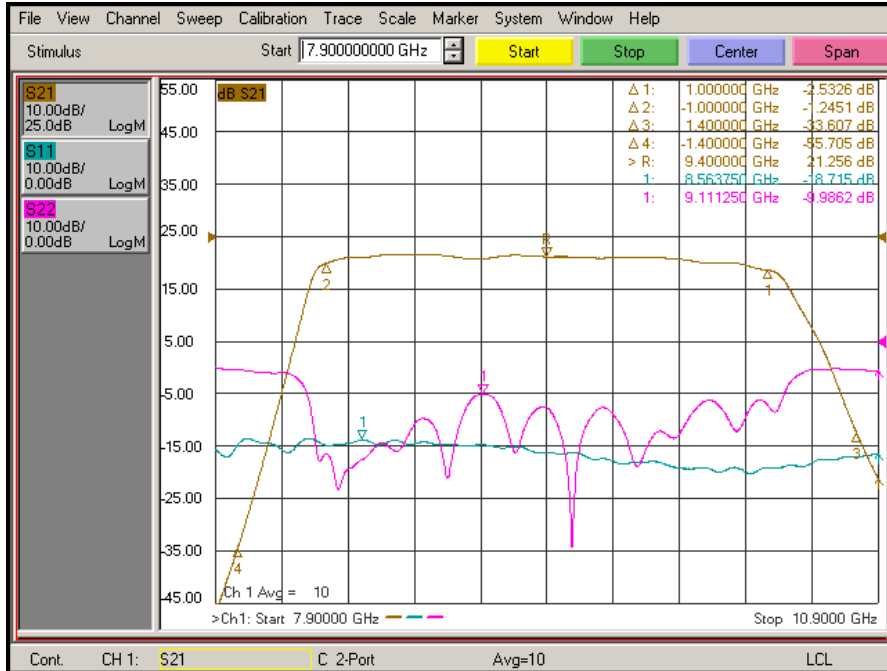




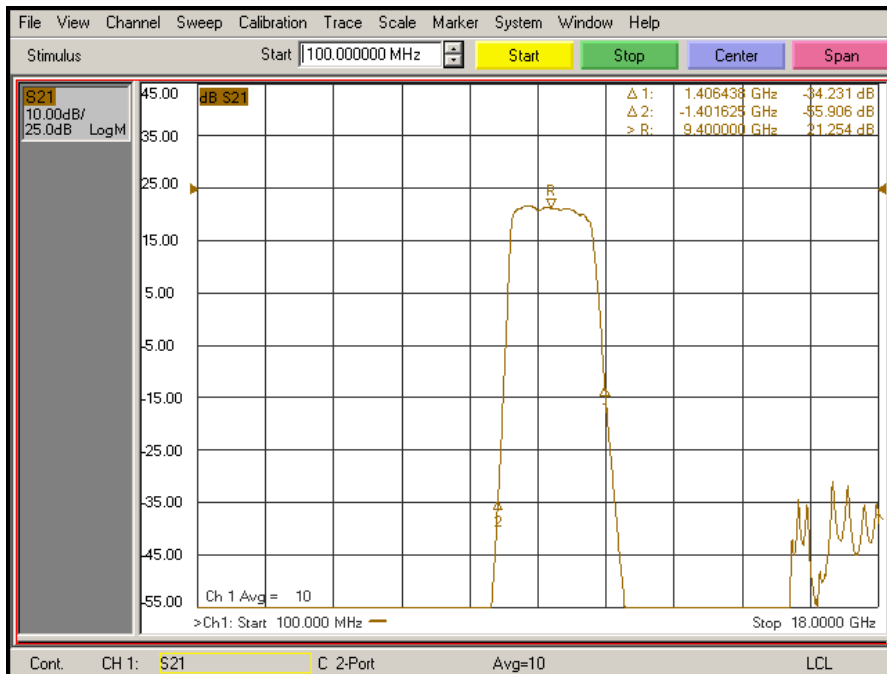
**SUMMARY TEST DATA
ON
6SFB-CC-100M18G-MAH-RX-TX**

PL19309/1621

RX Ch4 Path Narrow Band (J1 RX IN)



RX Ch4 Path Broadband (J1 RX IN)

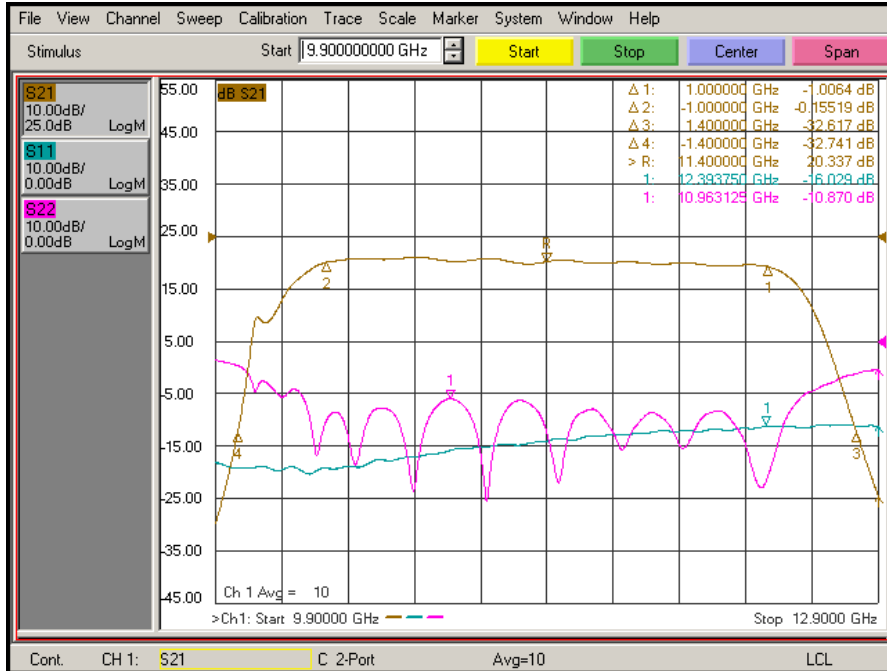




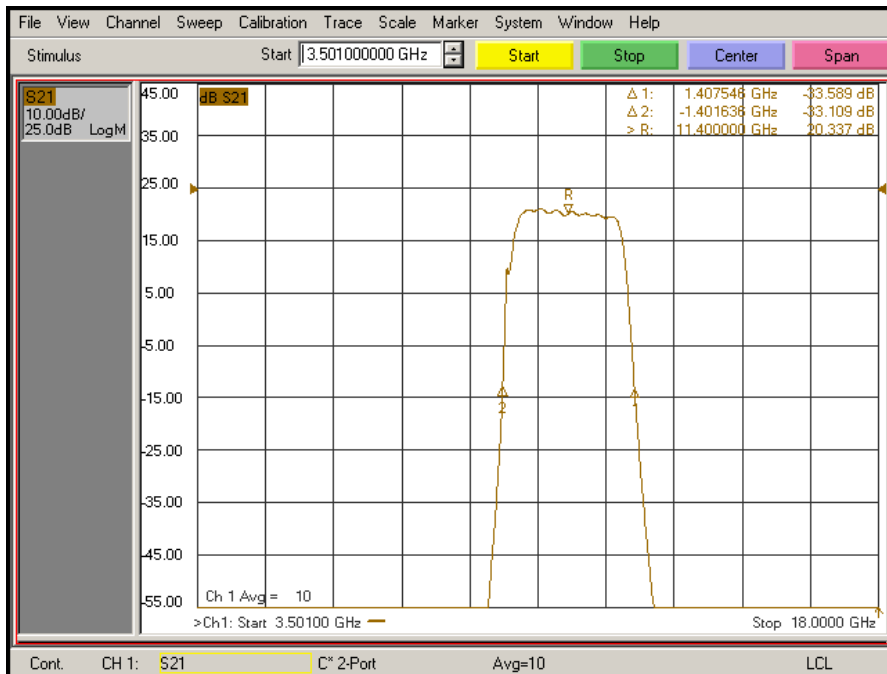
**SUMMARY TEST DATA
ON
6SFB-CC-100M18G-MAH-RX-TX**

PL19309/1621

RX Ch5 Path Narrow Band (J1 RX IN)



RX Ch5 Path Broadband (J1 RX IN)

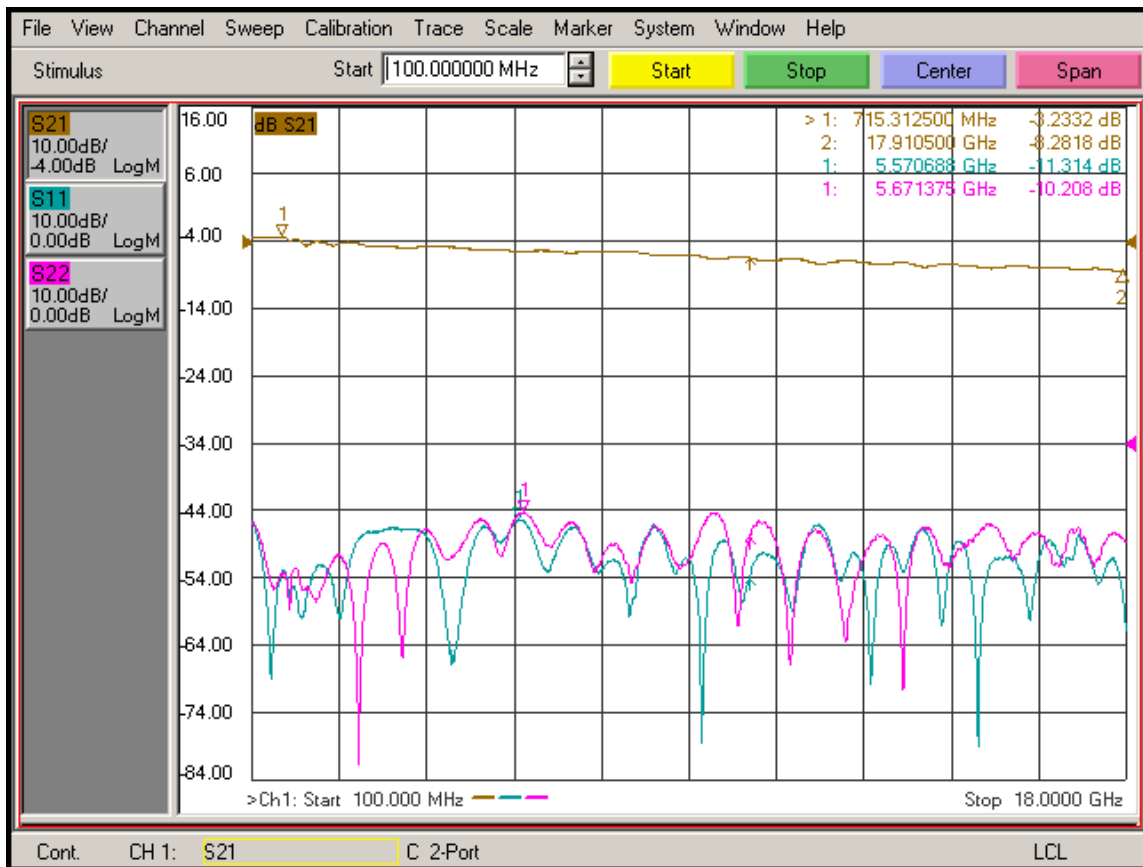




**SUMMARY TEST DATA
ON
6SFB-CC-100M18G-MAH-RX-TX**

PL19309/1621

RX Thru Path (J7 RX BIT IN)





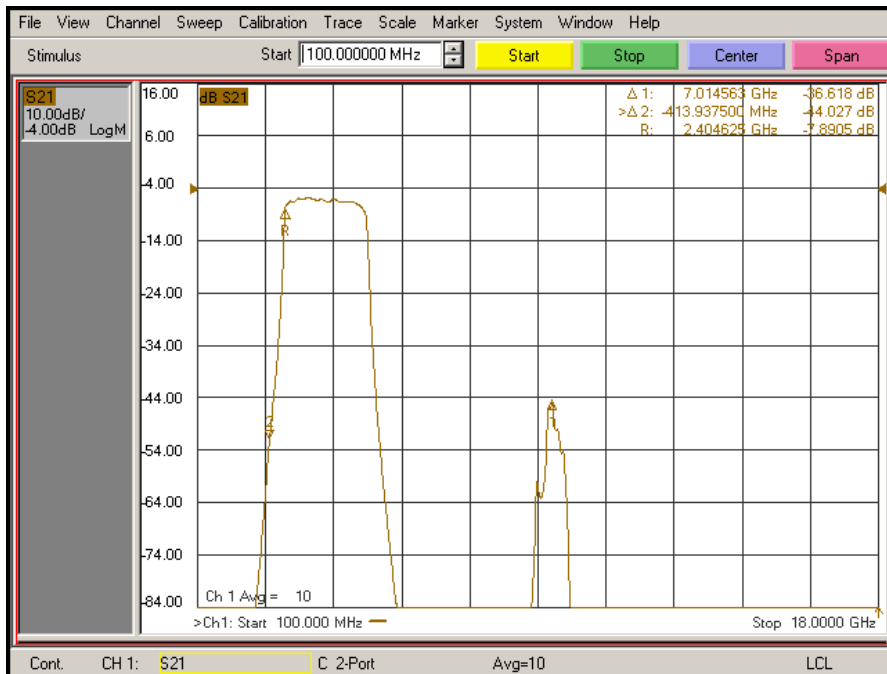
**SUMMARY TEST DATA
ON
6SFB-CC-100M18G-MAH-RX-TX**

PL19309/1621

RX Ch1 Path Narrow Band (J7 RX BIT IN)



RX Ch1 Path Broadband (J7 RX BIT IN)



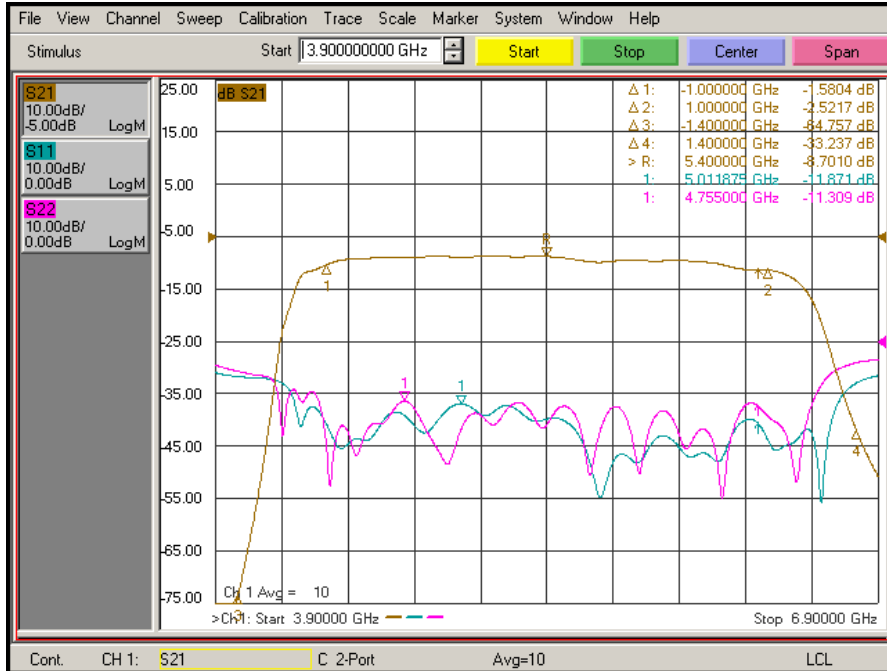
7311-F Grove Road Frederick, MD 21704 USA Phone: (301)662-5019 Fax: (301)662-1731
Email: sales@pmi-rf.com



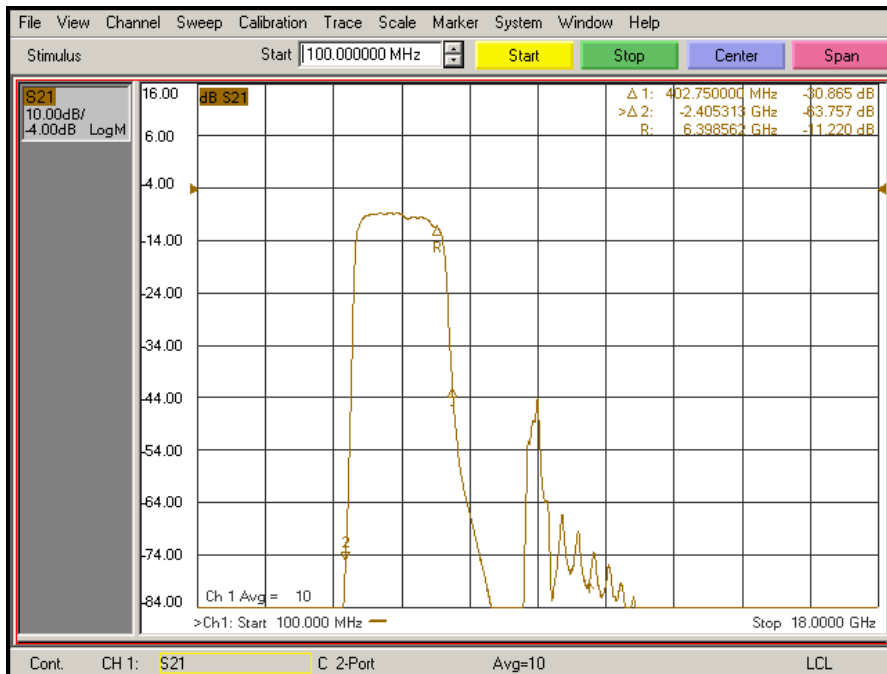
**SUMMARY TEST DATA
ON
6SFB-CC-100M18G-MAH-RX-TX**

PL19309/1621

RX Ch2 Path Narrow Band (J7 RX BIT IN)



RX Ch2 Path Broadband (J7 RX BIT IN)

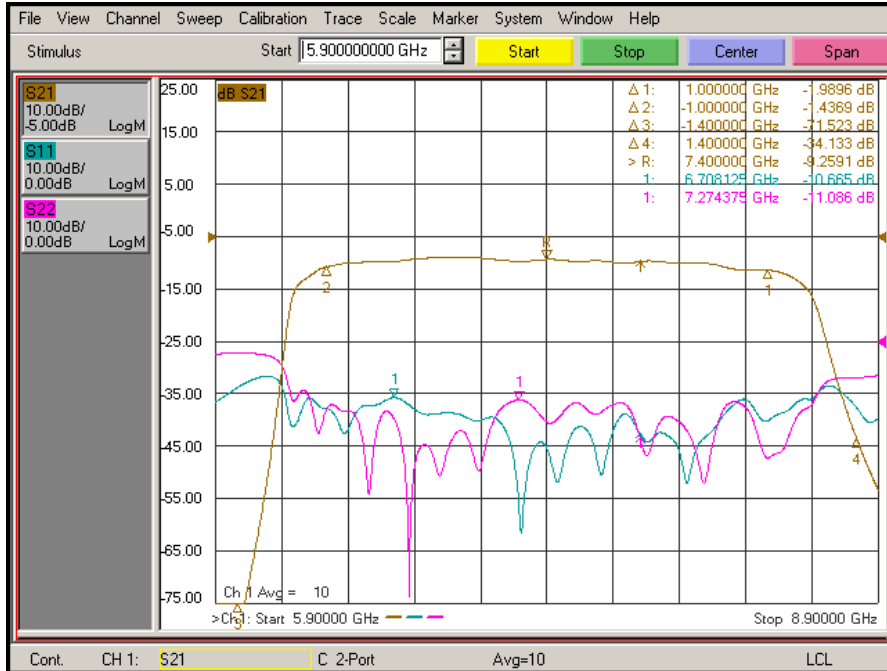




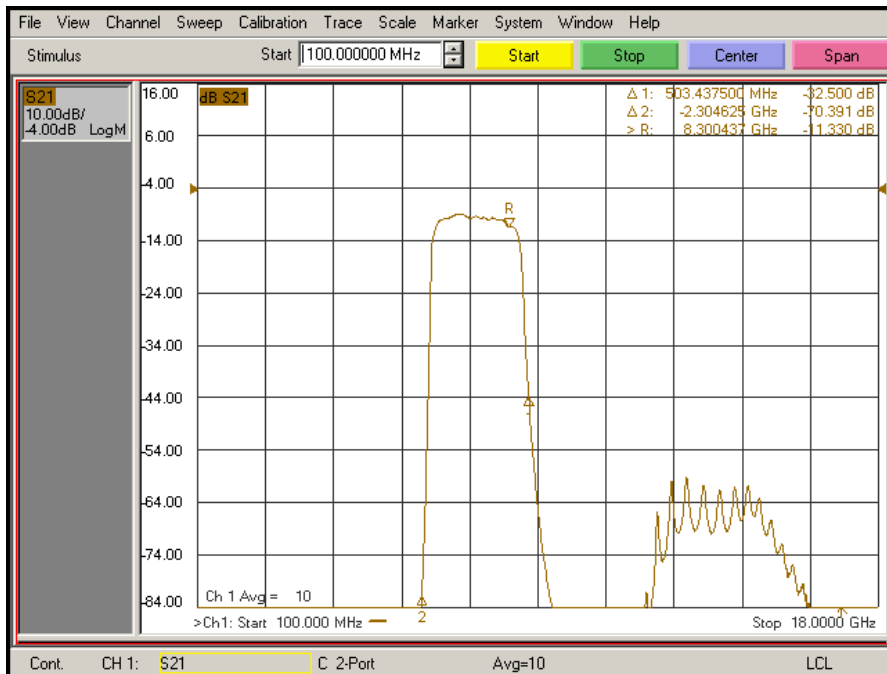
**SUMMARY TEST DATA
ON
6SFB-CC-100M18G-MAH-RX-TX**

PL19309/1621

RX Ch3 Path Narrow Band (J7 RX BIT IN)



RX Ch3 Path Broadband (J7 RX BIT IN)

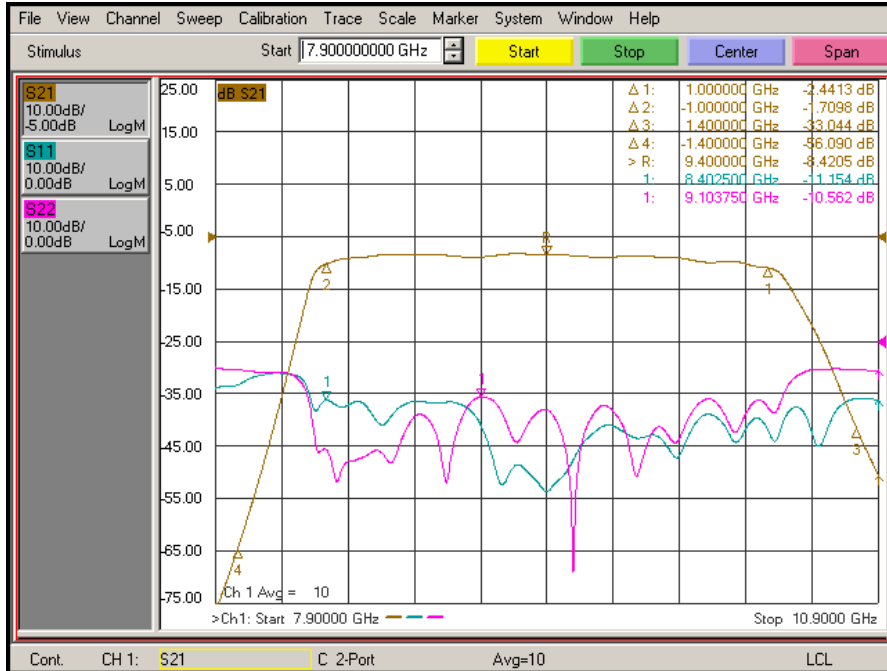




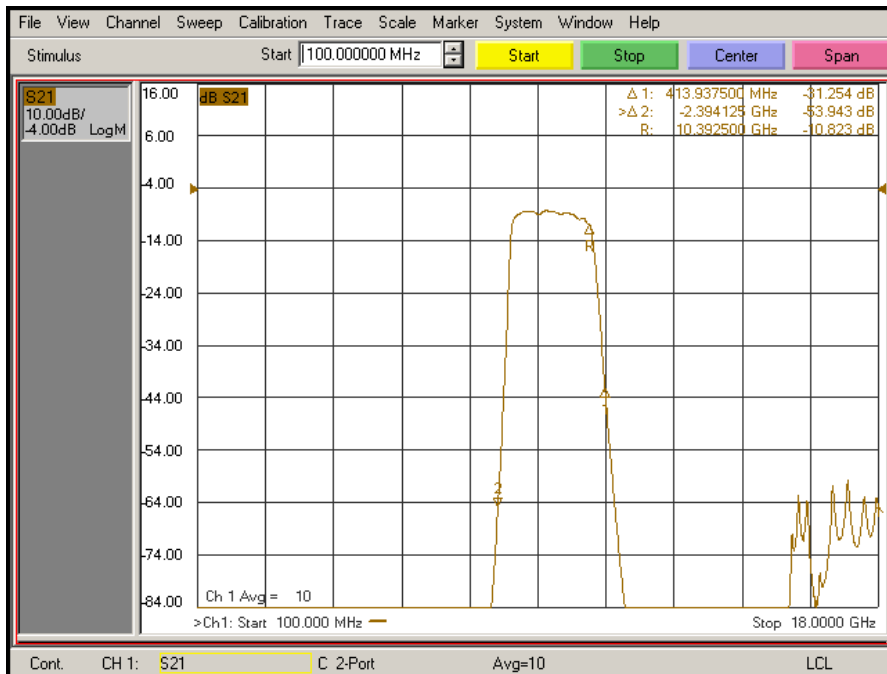
**SUMMARY TEST DATA
ON
6SFB-CC-100M18G-MAH-RX-TX**

PL19309/1621

RX Ch4 Path Narrow Band (J7 RX BIT IN)



RX Ch4 Path Broadband (J7 RX BIT IN)

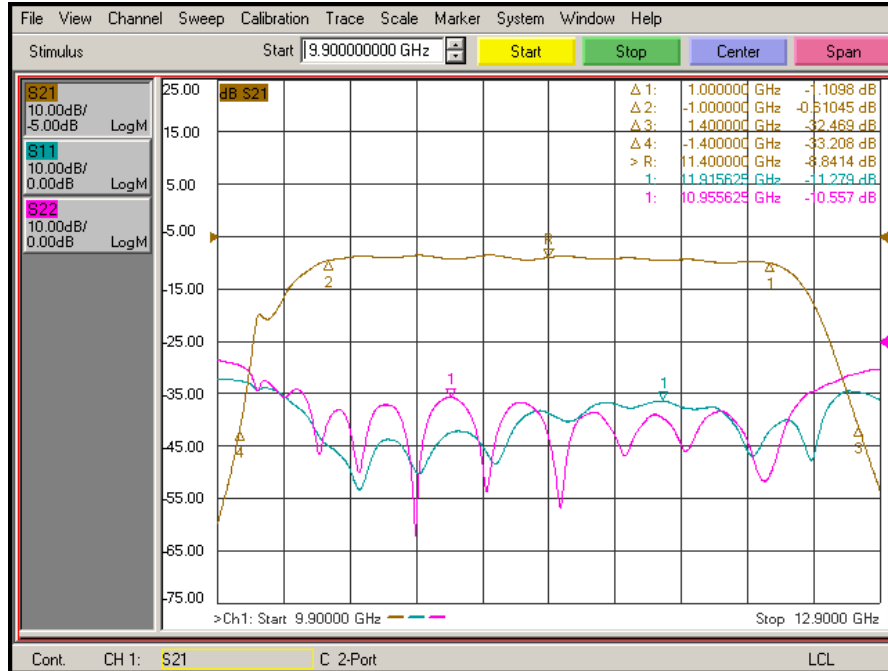




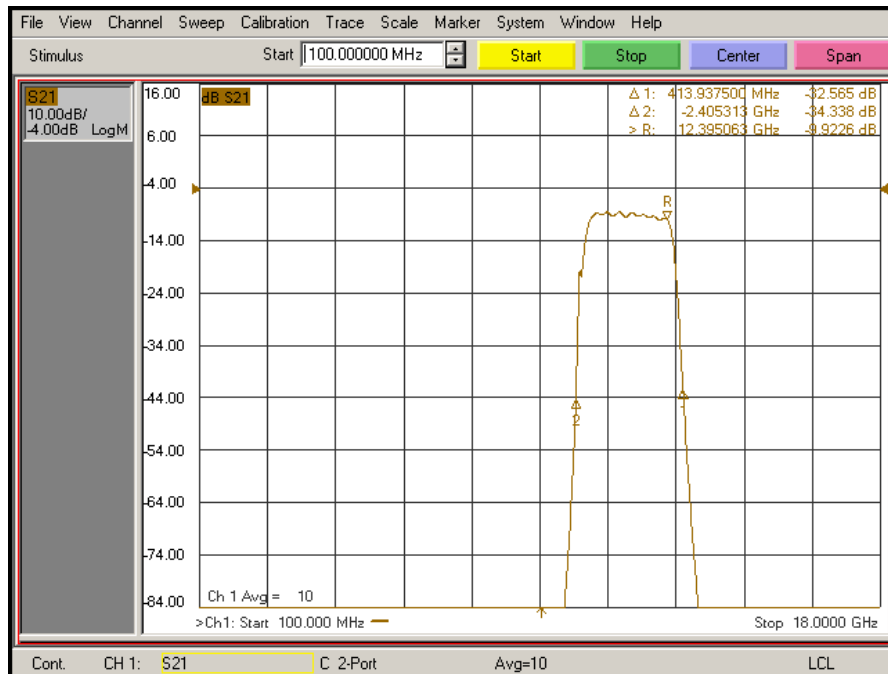
**SUMMARY TEST DATA
ON
6SFB-CC-100M18G-MAH-RX-TX**

PL19309/1621

RX Ch5 Path Narrow Band (J7 RX BIT IN)



RX Ch5 Path Broadband (J7 RX BIT IN)

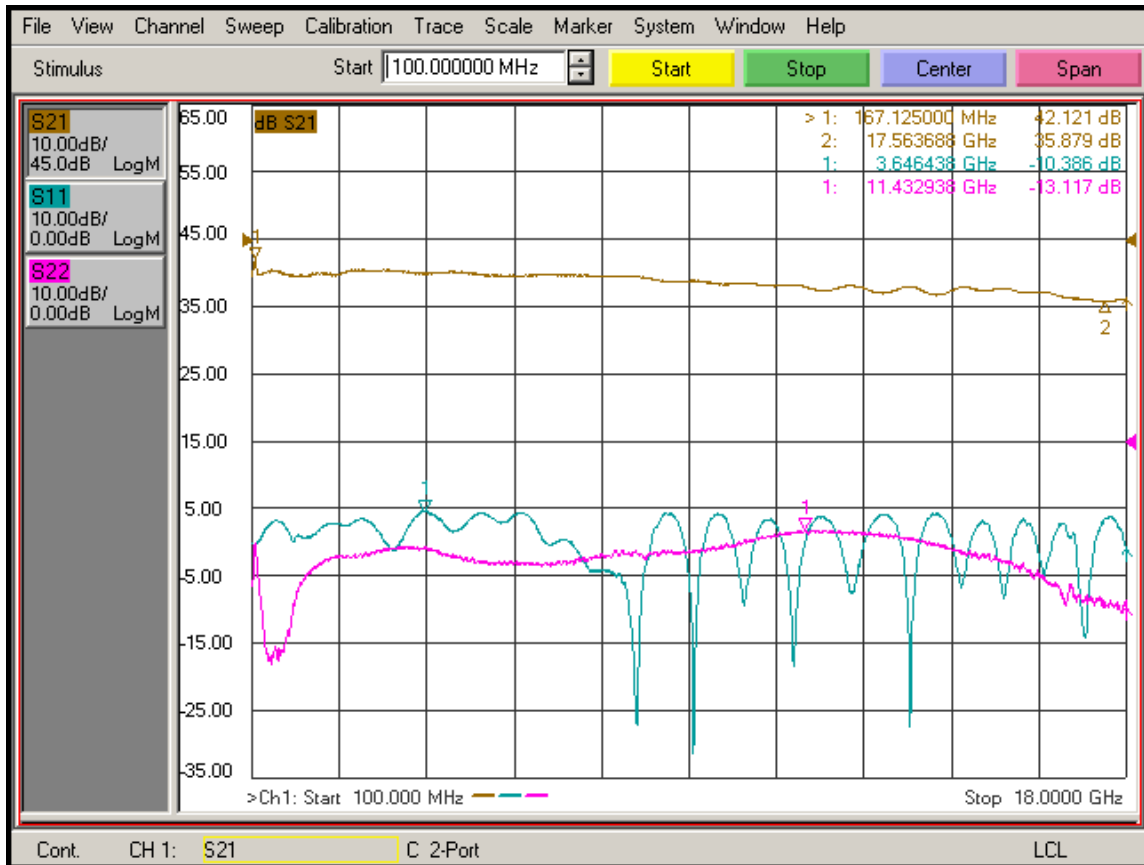




**SUMMARY TEST DATA
ON
6SFB-CC-100M18G-MAH-RX-TX**

PL19309/1621

TX Thru Path

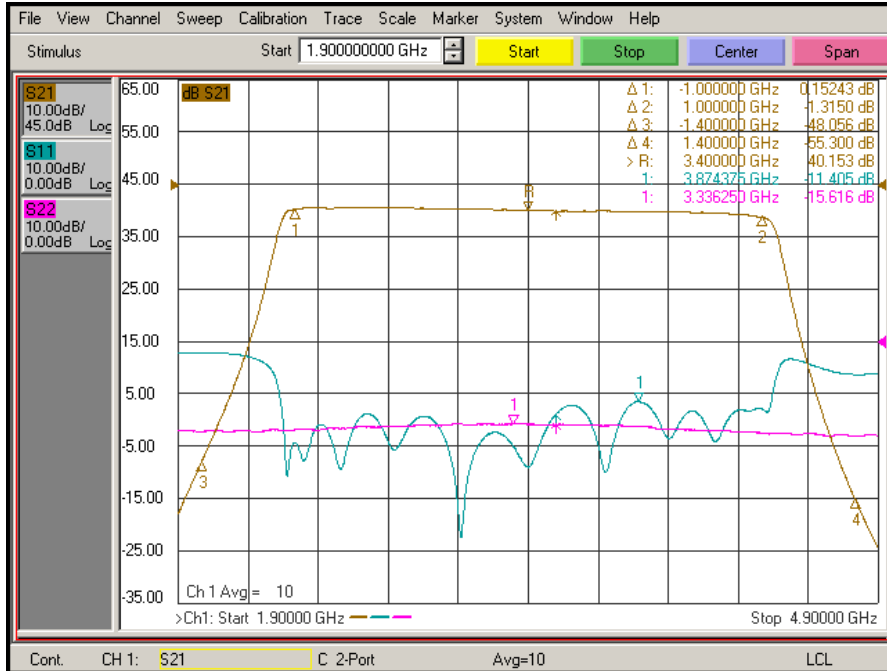




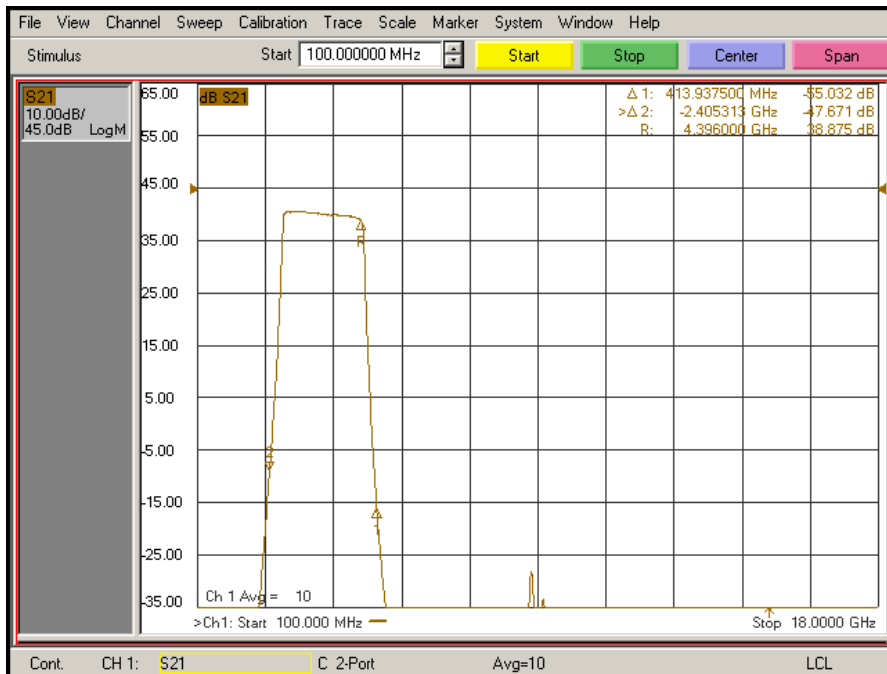
**SUMMARY TEST DATA
ON
6SFB-CC-100M18G-MAH-RX-TX**

PL19309/1621

TX Ch1 Path Narrow Band



TX Ch1 Path Broadband



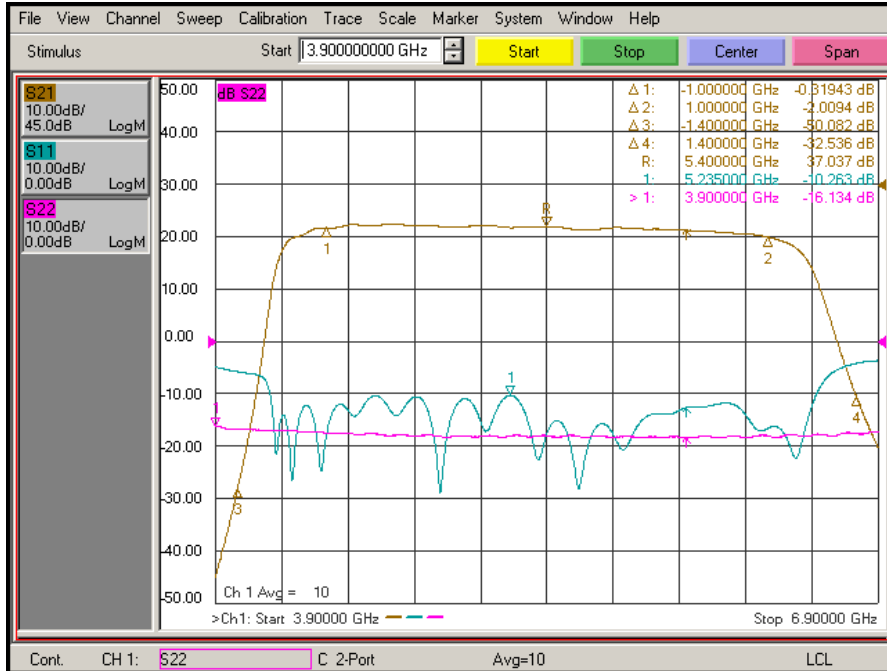
7311-F Grove Road Frederick, MD 21704 USA Phone: (301)662-5019 Fax: (301)662-1731
Email: sales@pmi-rf.com



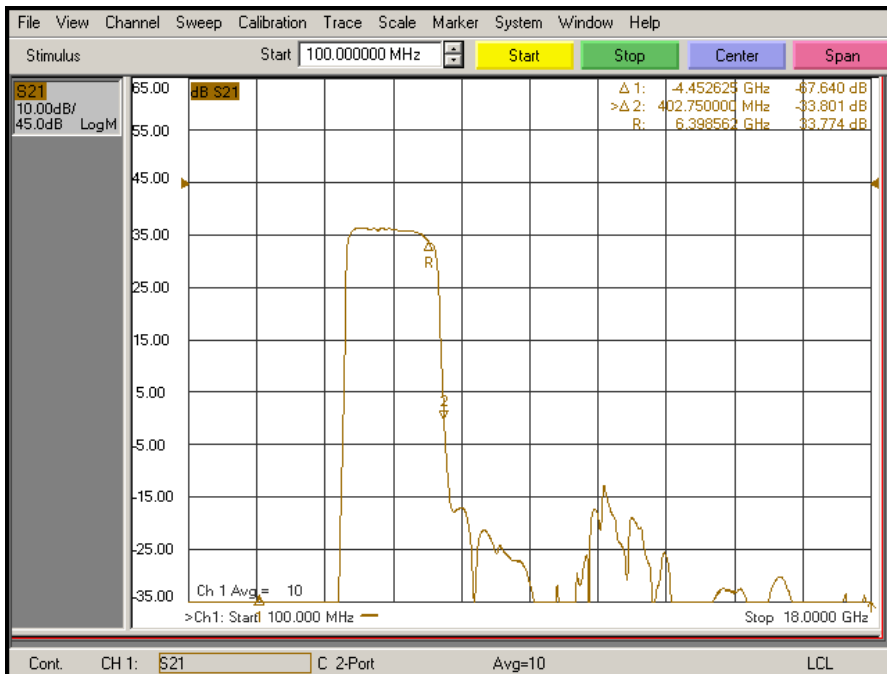
**SUMMARY TEST DATA
ON
6SFB-CC-100M18G-MAH-RX-TX**

PL19309/1621

TX Ch2 Path Narrow Band



TX Ch2 Path Broadband

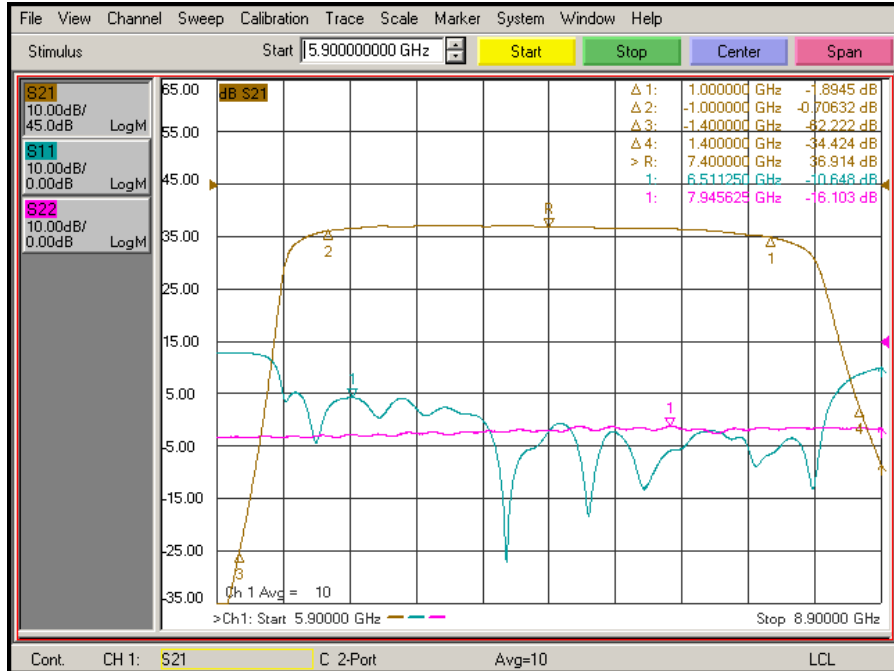




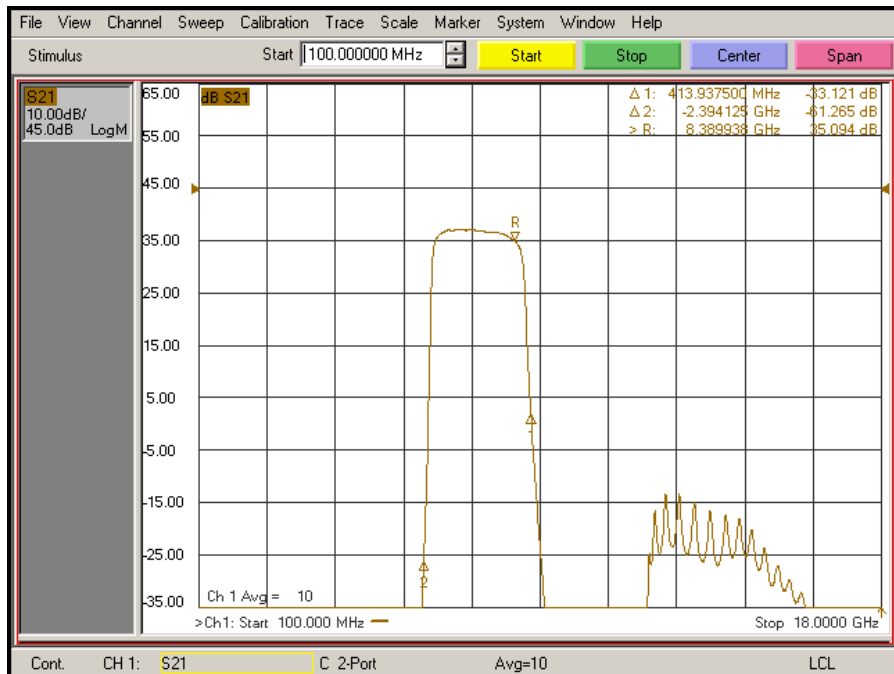
**SUMMARY TEST DATA
ON
6SFB-CC-100M18G-MAH-RX-TX**

PL19309/1621

TX Ch3 Path Narrow Band



TX Ch3 Path Broadband

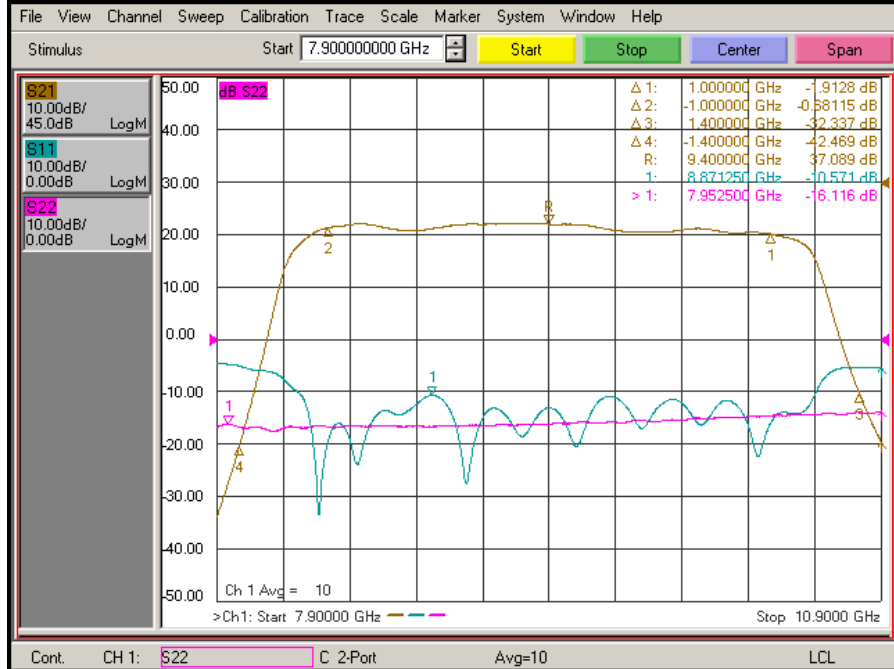




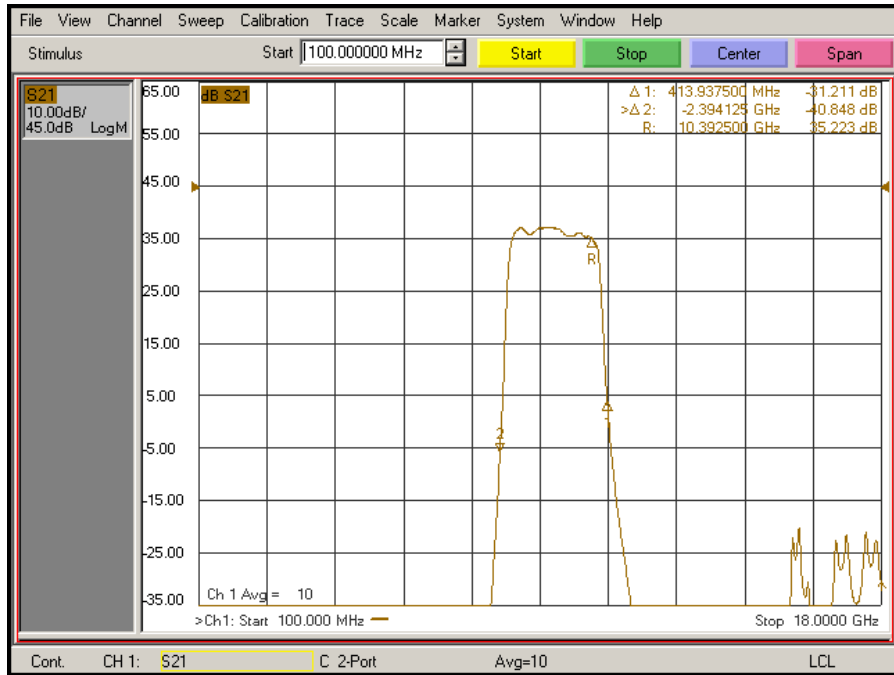
**SUMMARY TEST DATA
ON
6SFB-CC-100M18G-MAH-RX-TX**

PL19309/1621

TX Ch4 Path Narrow Band



TX Ch4 Path Broadband

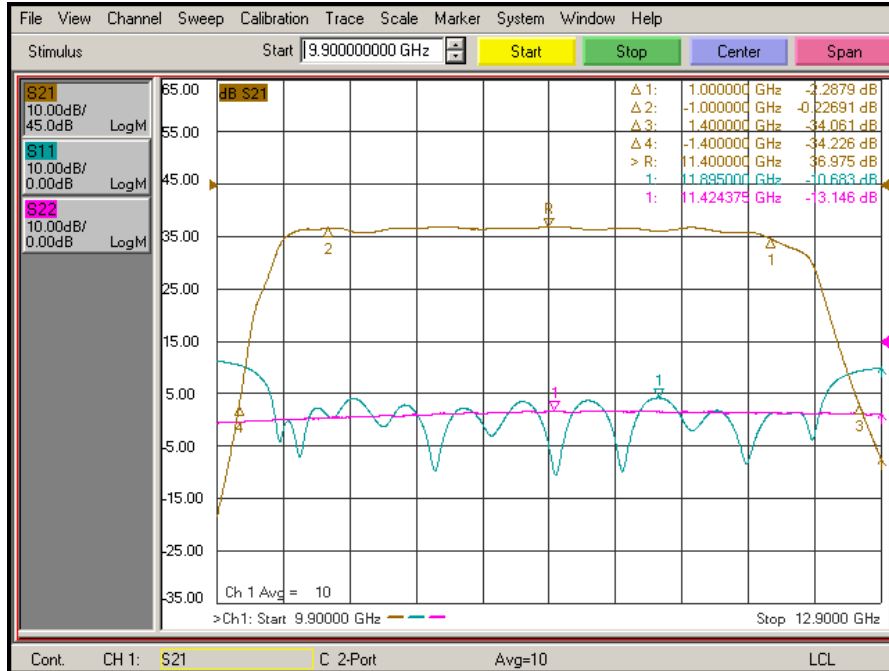




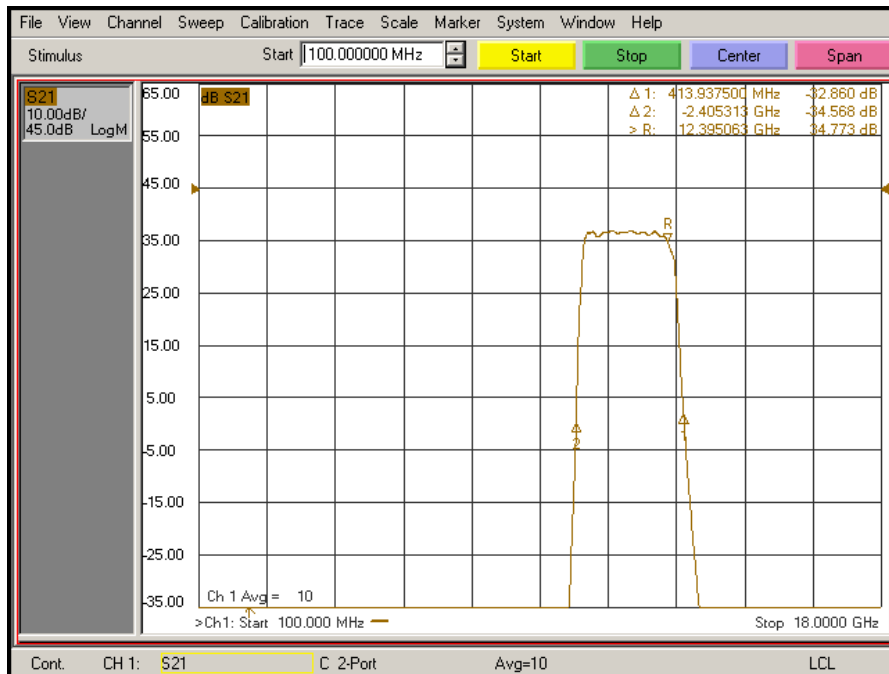
**SUMMARY TEST DATA
ON
6SFB-CC-100M18G-MAH-RX-TX**

PL19309/1621

TX Ch5 Path Narrow Band



TX Ch5 Path Broadband



7311-F Grove Road Frederick, MD 21704 USA Phone: (301)662-5019 Fax: (301)662-1731
Email: sales@pmi-rf.com