



**SUMMARY TEST DATA  
ON  
6SFB-CC-100M18G-MAH-RX-TX**

PL19310/1621

Customer: \_\_\_\_\_ Tested By: John Carpenter  
 SO No: \_\_\_\_\_ Temperature: +25°C  
 Model No: 6SFB-CC-100M18G-MAH-RX-TX Date: 6/30/16  
 Serial No: PL19310/1621 Drawing No: 27624332 Rev: A1

TEST ITEM NO:	PARAMETERS	SPECIFIED VALUE	MEASURED VALUE	REMARKS QA/QC
1	J1 Input Frequency (RF RX Input)	100MHz-18.0GHz	<b>100MHz-18.0GHz</b> See Plot	
2	J1 Input Power Level	-80dBm to -10dBm Typical	<b>-80dBm to -10dBm</b>	
3	J5 Input Frequency (RF TX Input)	100MHz-18.0GHz	<b>100MHz-18.0GHz</b> See Plot	
4	J5 Input Power Level	-20dBm to -15dBm Typical	<b>-20dBm to -15dBm</b>	
5	J7 Input Frequency (RF BIT RX Input)	100MHz-18.0GHz	<b>100MHz-18.0GHz</b> See Plot	
6	J7 Input Power Level	-20dBm to -15dBm Typical	<b>-20dBm to -15dBm</b>	
7	J2 Output Frequency (RF RX Output)	100MHz-18.0GHz	<b>100MHz-18.0GHz</b> See Plot	
8	J2 Output Power Level	-62dBm to +8dBm Typical	<b>-60dBm to +15dBm</b>	
9	J6 Output Frequency (RF TX Output)	100MHz-18.0GHz	<b>100MHz-18.0GHz</b> See Plot	
10	J6 Output Power Level	0dBm to +10dBm Typical	<b>+7dBm to +14dBm</b>	
11	J1 RX Path Gain	18dB Typical	<b>20dB to 29dB</b>	
12	J7 RX BIT Path Insertion Loss	10dB Typical	<b>3dB to 8dB</b>	
13	(J1 to J2) to (J7 to J2) RX Isolation	100dB Typical	<b>116.51dB</b> See Plot	
14	J5 TX Path Gain	32dB Typical	<b>37dB to 44dB</b>	
15	VSWR Over 90% Passband	2 : 1 Maximum	<b>2.0:1</b> See Plots	



**SUMMARY TEST DATA  
ON  
6SFB-CC-100M18G-MAH-RX-TX**

PL19310/1621

16	Switching Speed	100ns Typical	<b>75.0ns See Plots</b>	
17	Thru Channel Passband	100MHz-18.0GHz	<b>100MHz- 18.0GHz See Plots</b>	
18	Channel 1 Center Frequency	3400MHz	<b>3400MHz</b>	
19	Channel 1 3dB Bandwidth	2000MHz	<b>2000MHz</b>	
20	Channel 1 RX Rejection	-40dBc Typical, -30dBc Minimum 100MHz-2.0GHz,	<b>-48dBc See Plot</b>	
		-40dBc Typical, -30dBc Minimum 4.8GHz-18.0GHz	<b>-38dBc See Plot</b>	
21	Channel 1 TX Rejection	-40dBc Typical, -30dBc Minimum 100MHz-2.0GHz,	<b>-46dBc See Plot</b>	
		-40dBc Typical, -30dBc Minimum 4.8GHz-18.0GHz	<b>-44dBc See Plot</b>	
22	Channel 2 Center Frequency	5400MHz	<b>5400MHz</b>	
23	Channel 2 3dB Bandwidth	2000MHz	<b>2000MHz</b>	
24	Channel 2 RX Rejection	-40dBc Typical, -30dBc Minimum 100MHz-4.0GHz,	<b>-65dBc See Plot</b>	
		-40dBc Typical, -30dBc Minimum 6.8GHz-18.0GHz	<b>-30dBc See Plot</b>	
25	Channel 2 TX Rejection	-40dBc Typical, -30dBc Minimum 100MHz-4.0GHz,	<b>-63dBc See Plot</b>	
		-40dBc Typical, -30dBc Minimum 6.8GHz-18.0GHz	<b>-30dBc See Plot</b>	
26	Channel 3 Center Frequency	7400MHz	<b>7400MHz</b>	
27	Channel 3 3dB Bandwidth	2000MHz	<b>2000MHz</b>	
28	Channel 3 RX Rejection	-40dBc Typical, -30dBc Minimum 100MHz-6.0GHz,	<b>-61dBc See Plot</b>	
		-40dBc Typical, -30dBc Minimum 8.8GHz-18.0GHz	<b>-33dBc See Plot</b>	



**SUMMARY TEST DATA  
ON  
6SFB-CC-100M18G-MAH-RX-TX**

PL19310/1621

29	Channel 3 TX Rejection	-40dBc Typical, -30dBc Minimum 100MHz-6.0GHz,  -40dBc Typical, -30dBc Minimum 8.8GHz-18.0GHz	<b>-41dBc See Plot</b>  <b>-32dBc See Plot</b>	
30	Channel 4 Center Frequency	9400MHz	<b>9400MHz</b>	
31	Channel 4 3dB Bandwidth	2000MHz	<b>2000MHz</b>	
32	Channel 4 RX Rejection	-40dBc Typical, -30dBc Minimum 100MHz-8.0GHz,  -40dBc Typical, -30dBc Minimum 10.8GHz-18.0GHz	<b>-42dBc See Plot</b>  <b>-31dBc See Plot</b>	
33	Channel 4 TX Rejection	-40dBc Typical, -30dBc Minimum 100MHz-8.0GHz,  -40dBc Typical, -30dBc Minimum 10.8GHz-18.0GHz	<b>-37dBc See Plot</b>  <b>-35dBc See Plot</b>	
34	Channel 5 Center Frequency	11400MHz	<b>11400MHz</b>	
35	Channel 5 3dB Bandwidth	2000MHz	<b>2000MHz</b>	
36	Channel 5 RX Rejection	-40dBc Typical, -30dBc Minimum 100MHz-10.0GHz,  -40dBc Typical, -30dBc Minimum 12.8GHz-18.0GHz	<b>-62dBc See Plot</b>  <b>-31dBc See Plot</b>	
37	Channel 5 TX Rejection	-40dBc Typical, -30dBc Minimum 100MHz-10.0GHz,  -40dBc Typical, -30dBc Minimum 12.8GHz-18.0GHz	<b>-49dBc See Plot</b>  <b>-34dBc See Plot</b>	
38	Control Logic	TTL '0': 0V to 0.8V TTL '1': 2V to 5V	<b>Pass</b>	
39	Power Supplies	+12V @ 600mA Max +5V @ 550mA Max -12V @ 300mA Max	<b>+12V @ 408mA +5V @ 92mA -12V @ 149mA</b>	



**SUMMARY TEST DATA  
ON  
6SFB-CC-100M18G-MAH-RX-TX**

PL19310/1621

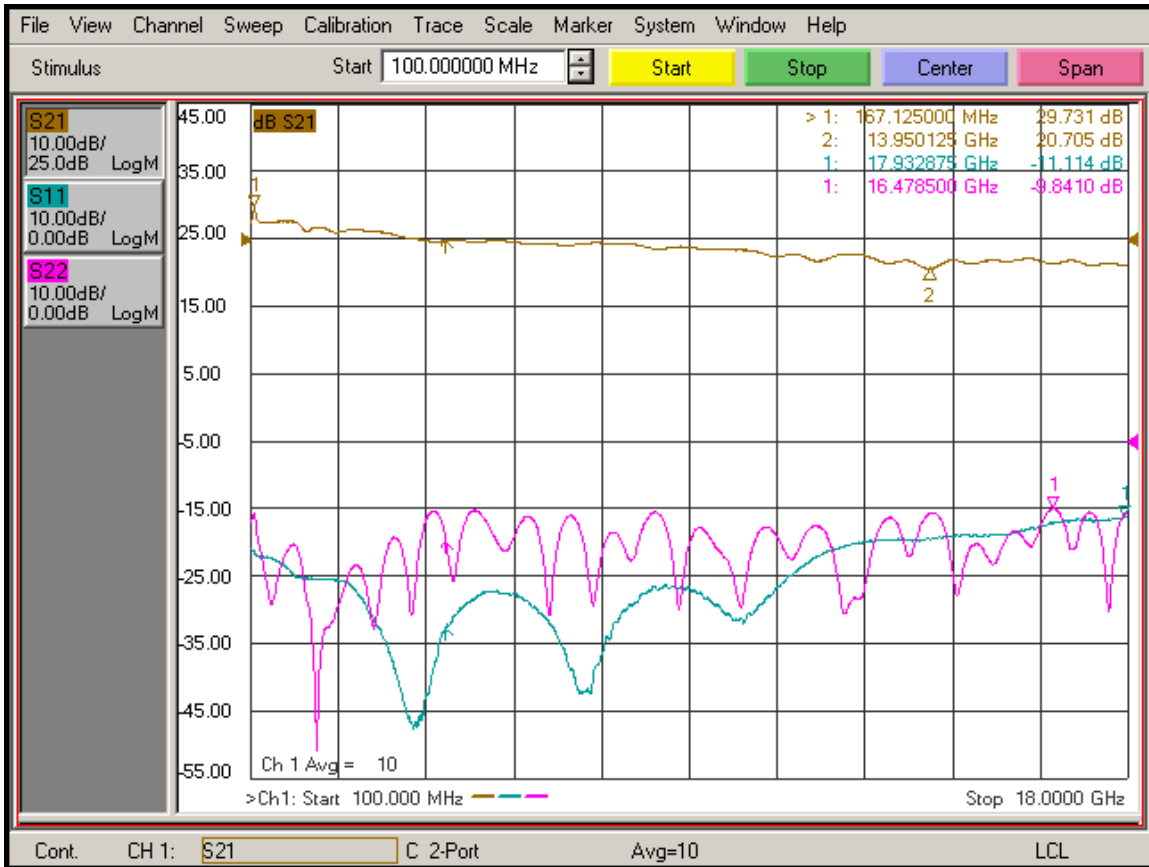
QA/QC Approval: \_\_\_\_\_ Date: \_\_\_\_\_



**SUMMARY TEST DATA  
ON  
6SFB-CC-100M18G-MAH-RX-TX**

PL19310/1621

**RX Thru Path (J1 RX IN)**

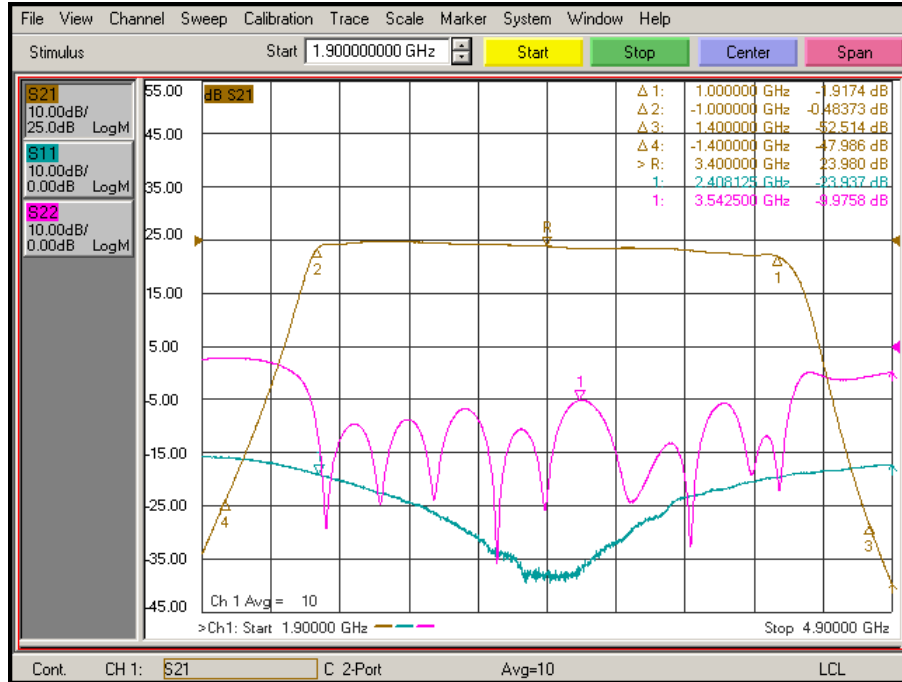




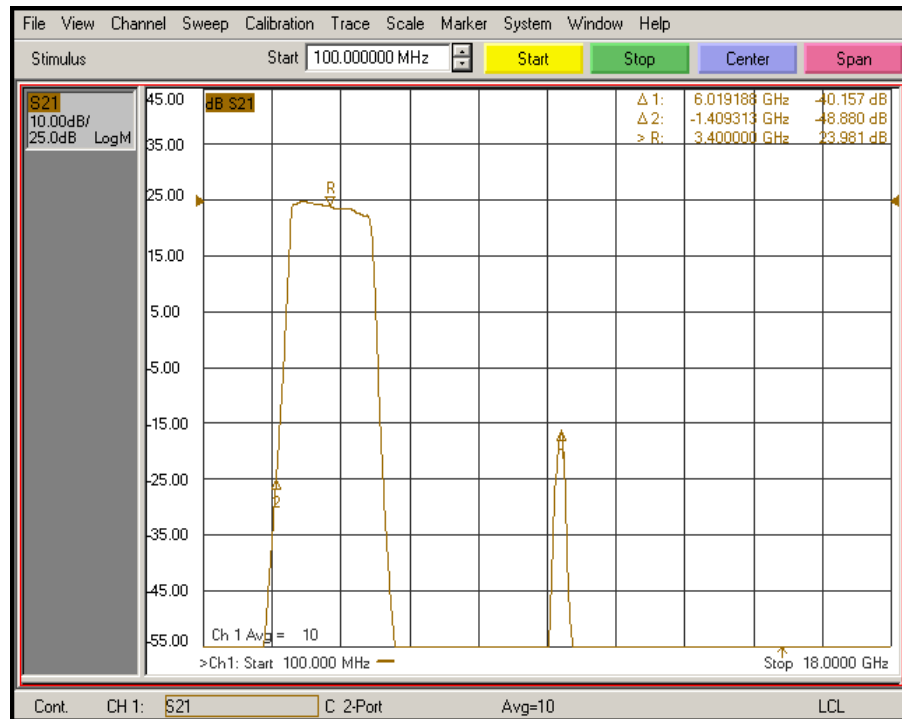
**SUMMARY TEST DATA  
ON  
6SFB-CC-100M18G-MAH-RX-TX**

PL19310/1621

**RX Ch1 Path Narrow Band (J1 RX IN)**



**RX Ch1 Path Broadband (J1 RX IN)**



7311-F Grove Road Frederick, MD 21704 USA Phone: (301)662-5019 Fax: (301)662-1731  
Email: [sales@pmi-rf.com](mailto:sales@pmi-rf.com)



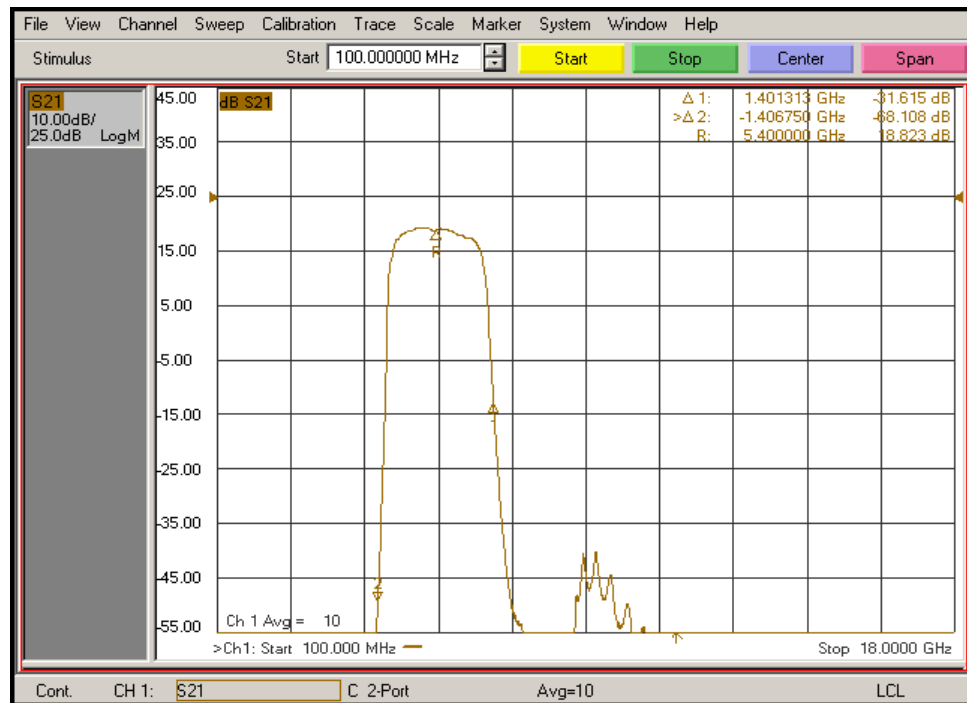
# SUMMARY TEST DATA ON 6SFB-CC-100M18G-MAH-RX-TX

PL19310/1621

## RX Ch2 Path Narrow Band (J1 RX IN)



## RX Ch2 Path Broadband (J1 RX IN)



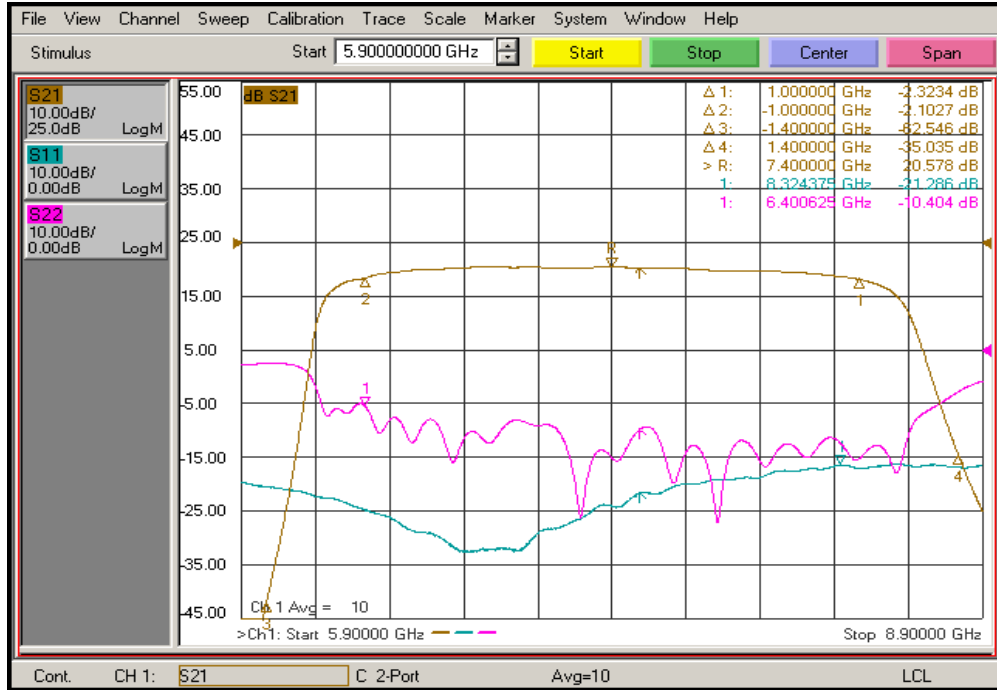
7311-F Grove Road Frederick, MD 21704 USA Phone: (301)662-5019 Fax: (301)662-1731  
Email: [sales@pmi-rf.com](mailto:sales@pmi-rf.com)



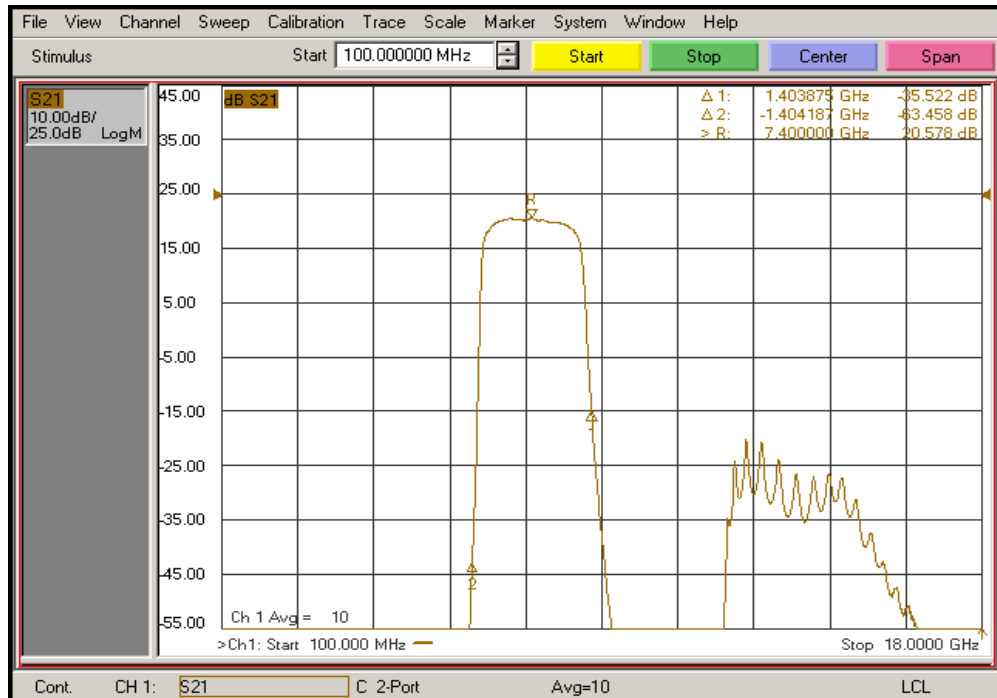
**SUMMARY TEST DATA  
ON  
6SFB-CC-100M18G-MAH-RX-TX**

PL19310/1621

**RX Ch3 Path Narrow Band (J1 RX IN)**



**RX Ch3 Path Broadband (J1 RX IN)**



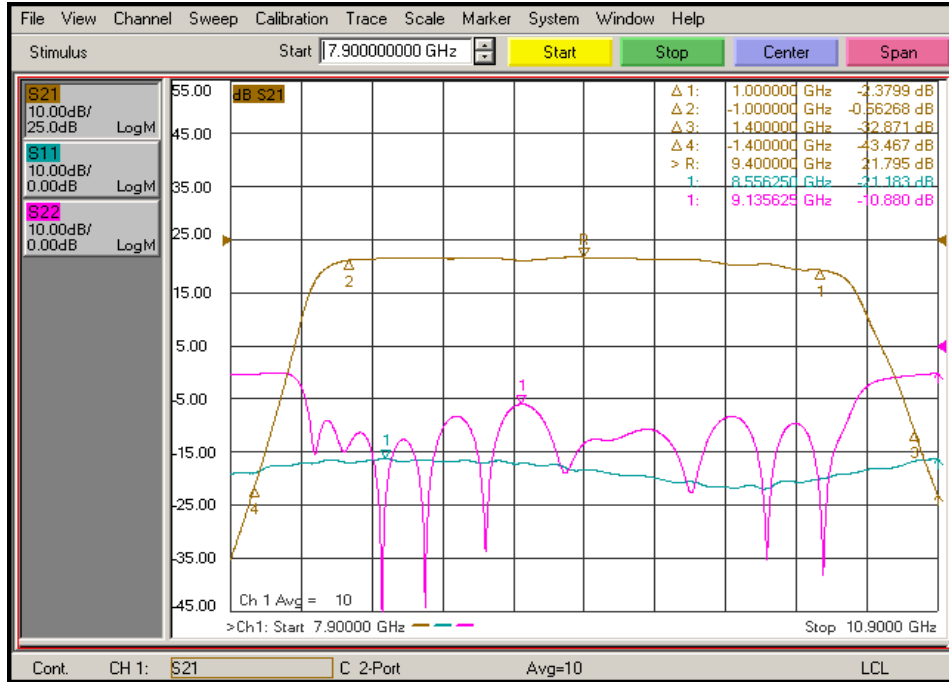




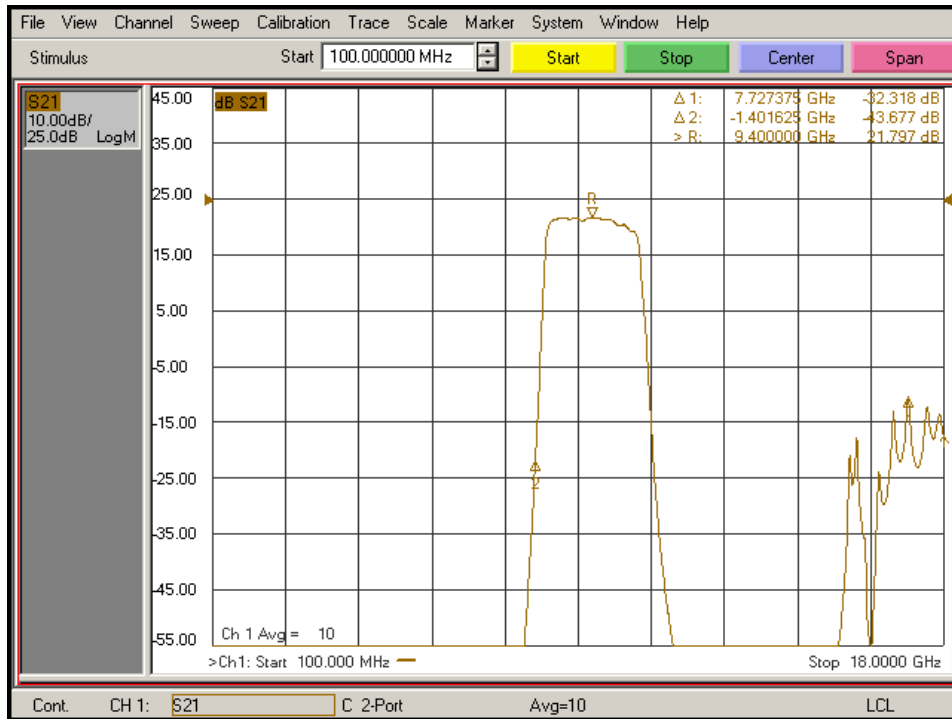
**SUMMARY TEST DATA  
ON  
6SFB-CC-100M18G-MAH-RX-TX**

PL19310/1621

**RX Ch4 Path Narrow Band (J1 RX IN)**



**RX Ch4 Path Broadband (J1 RX IN)**





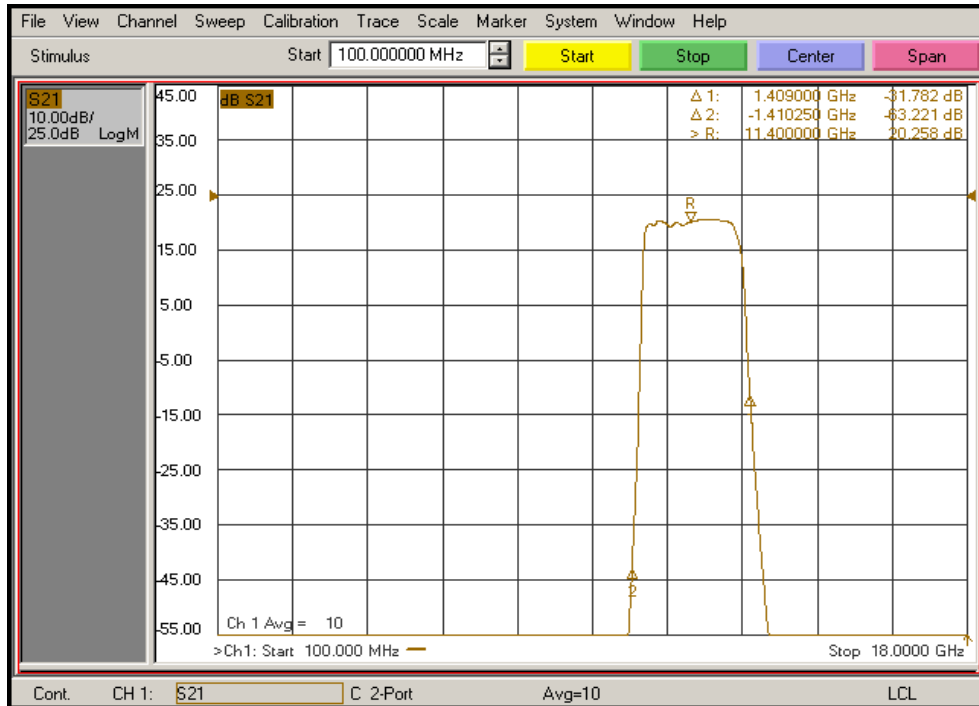
**SUMMARY TEST DATA  
ON  
6SFB-CC-100M18G-MAH-RX-TX**

PL19310/1621

**RX Ch5 Path Narrow Band (J1 RX IN)**



**RX Ch5 Path Broadband (J1 RX IN)**

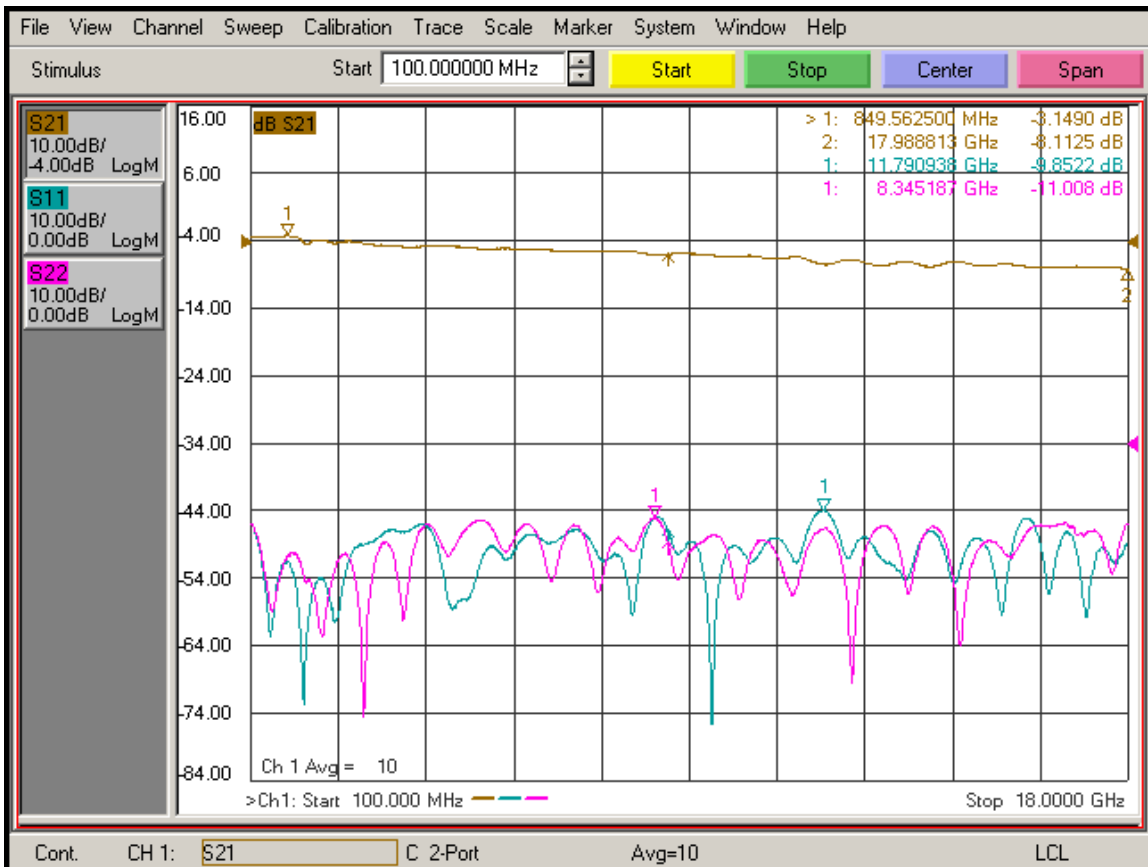




**SUMMARY TEST DATA  
ON  
6SFB-CC-100M18G-MAH-RX-TX**

PL19310/1621

**RX Thru Path (J7 RX BIT IN)**

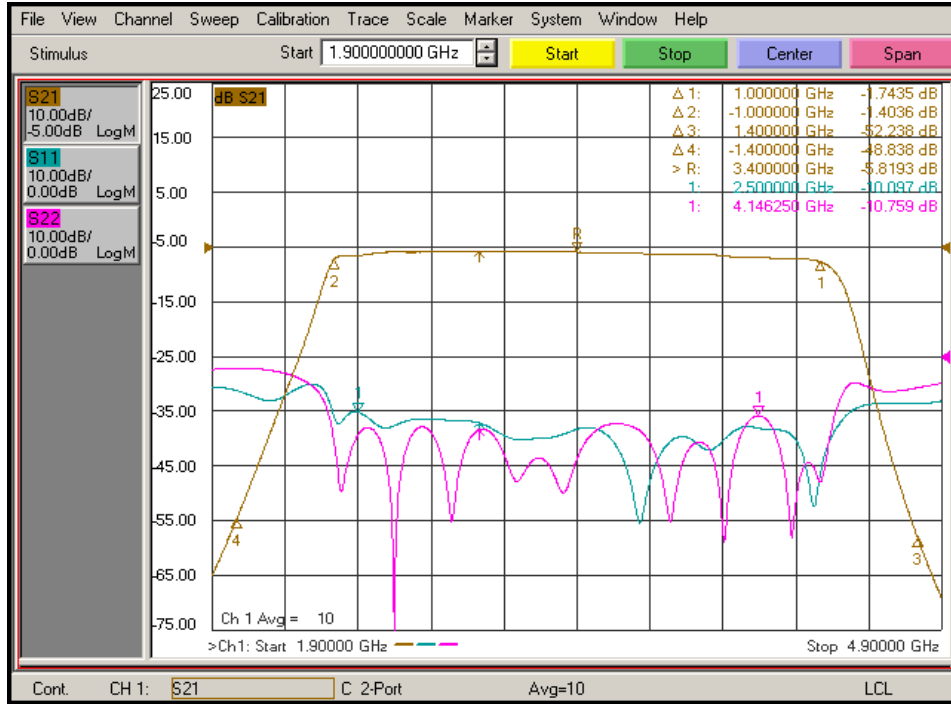




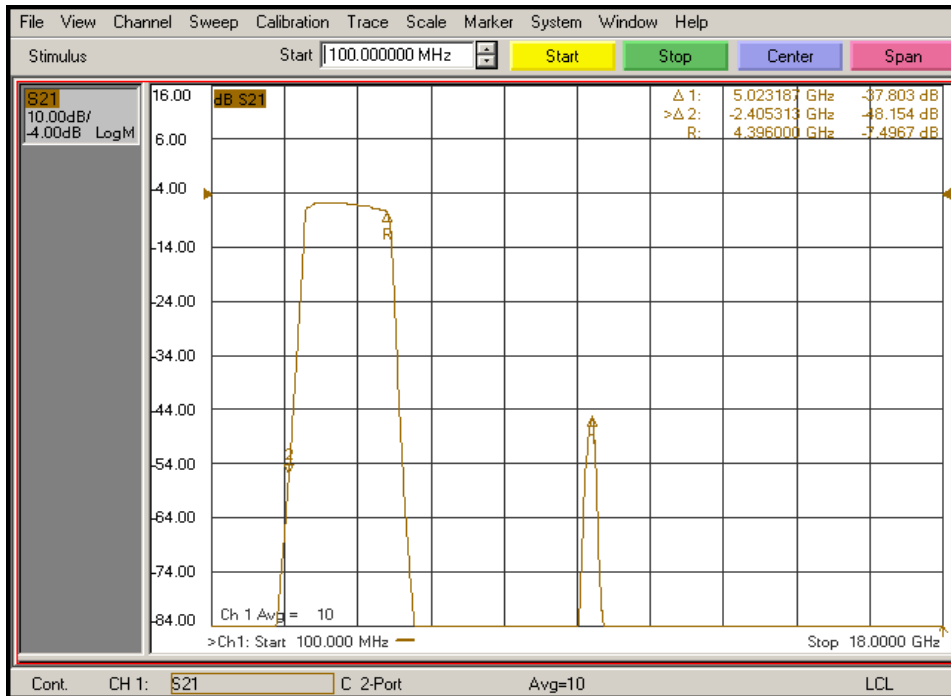
**SUMMARY TEST DATA  
ON  
6SFB-CC-100M18G-MAH-RX-TX**

PL19310/1621

**RX Ch1 Path Narrow Band (J7 RX BIT IN)**



**RX Ch1 Path Broadband (J7 RX BIT IN)**

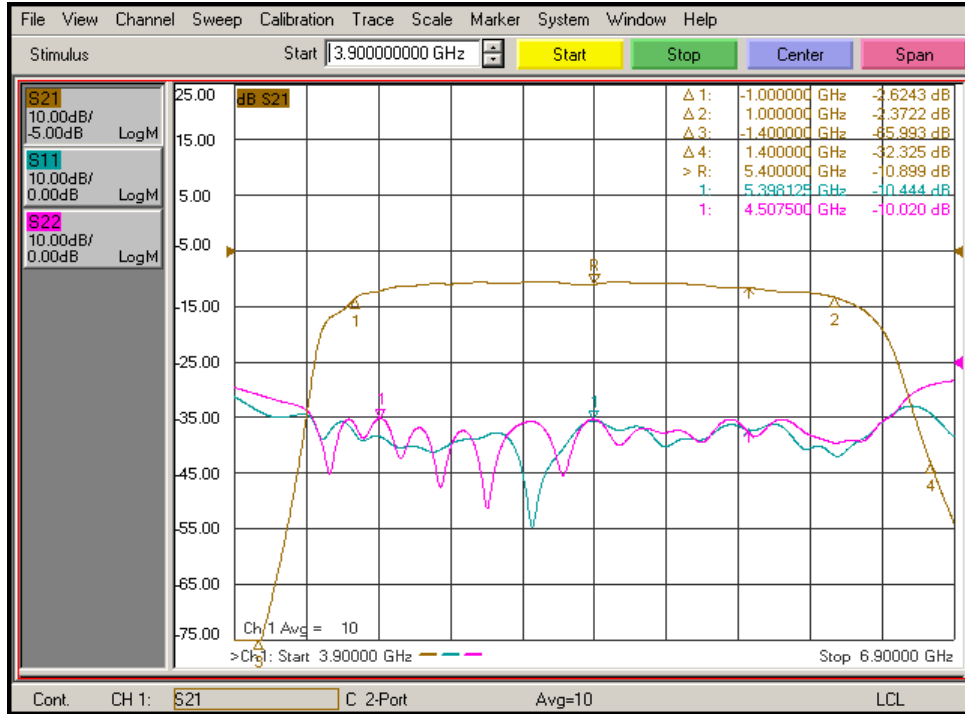




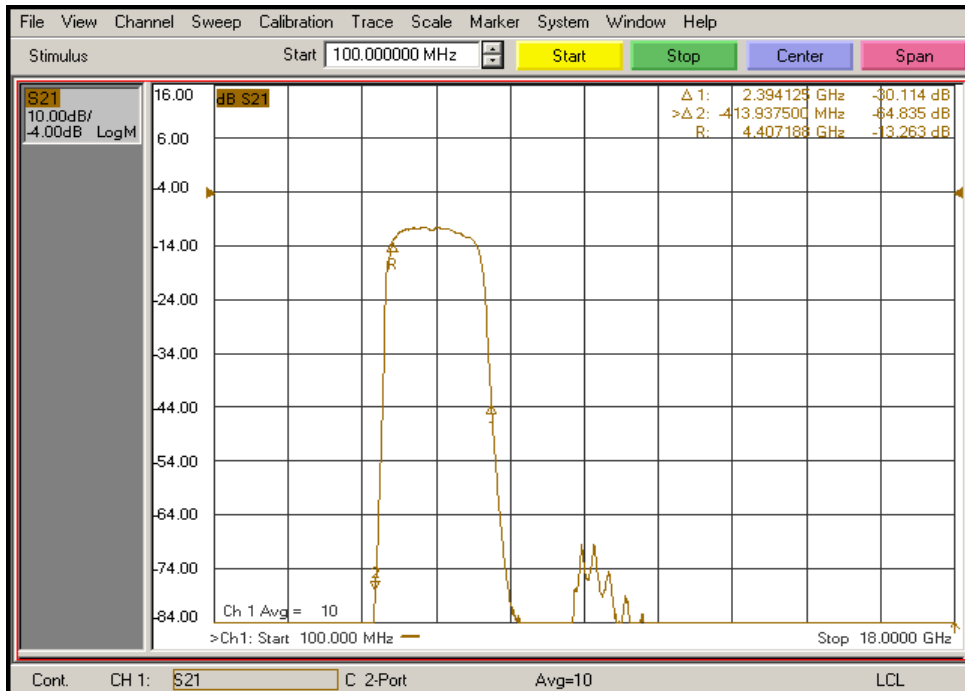
**SUMMARY TEST DATA  
ON  
6SFB-CC-100M18G-MAH-RX-TX**

PL19310/1621

**RX Ch2 Path Narrow Band (J7 RX BIT IN)**



**RX Ch2 Path Broadband (J7 RX BIT IN)**

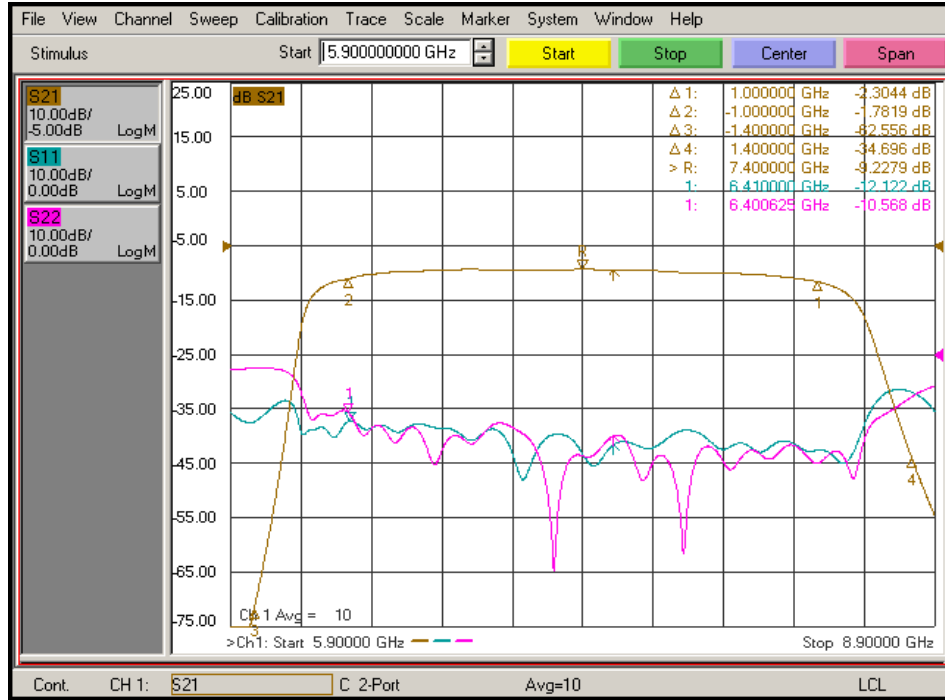




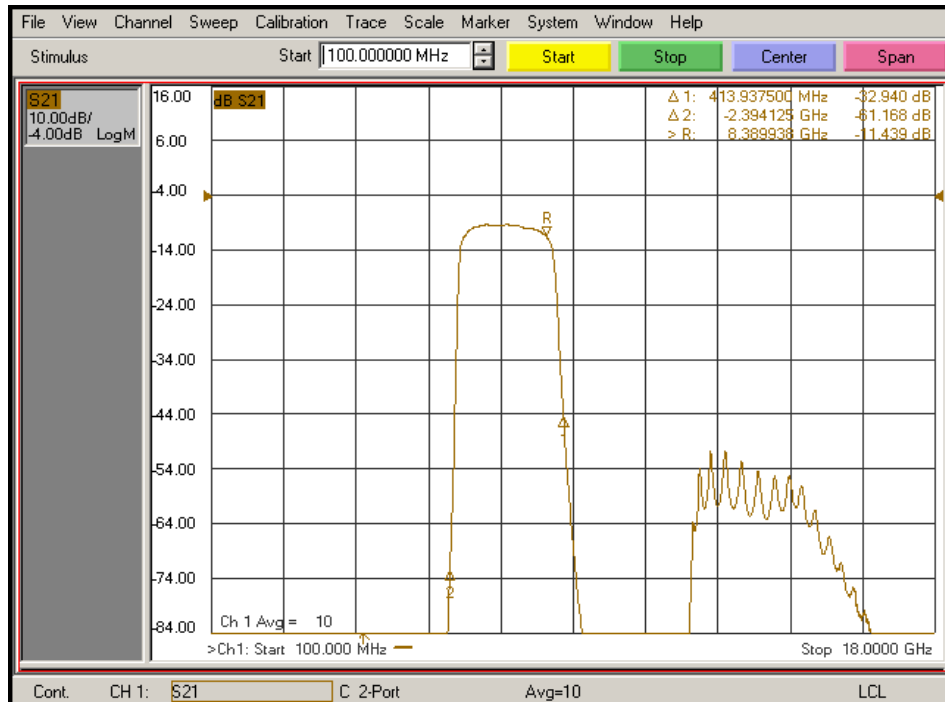
**SUMMARY TEST DATA  
ON  
6SFB-CC-100M18G-MAH-RX-TX**

PL19310/1621

**RX Ch3 Path Narrow Band (J7 RX BIT IN)**



**RX Ch3 Path Broadband (J7 RX BIT IN)**

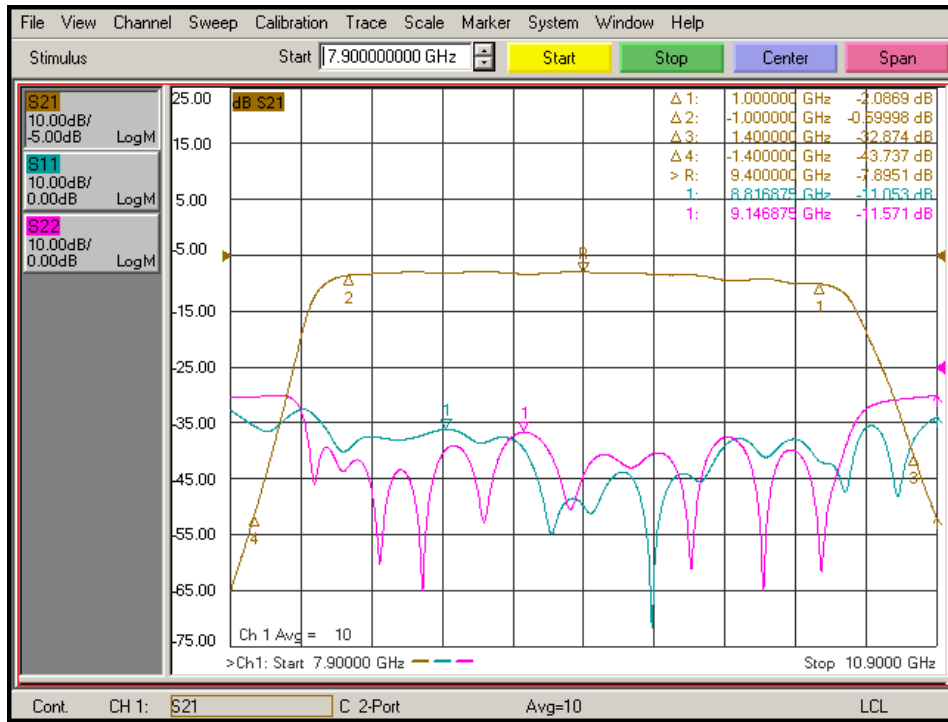




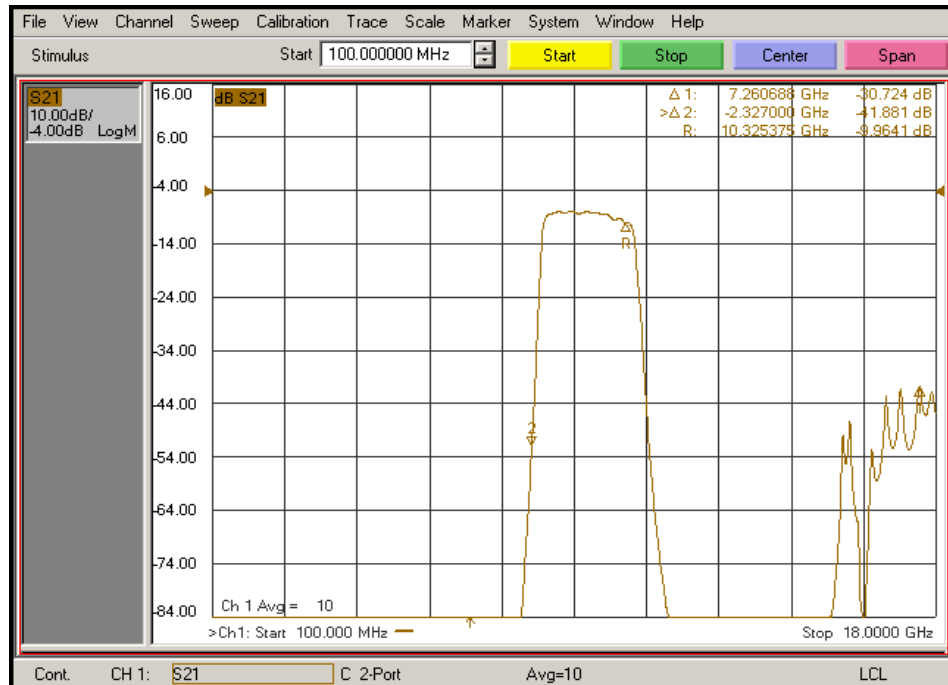
# SUMMARY TEST DATA ON 6SFB-CC-100M18G-MAH-RX-TX

PL19310/1621

## RX Ch4 Path Narrow Band (J7 RX BIT IN)



## RX Ch4 Path Broadband (J7 RX BIT IN)



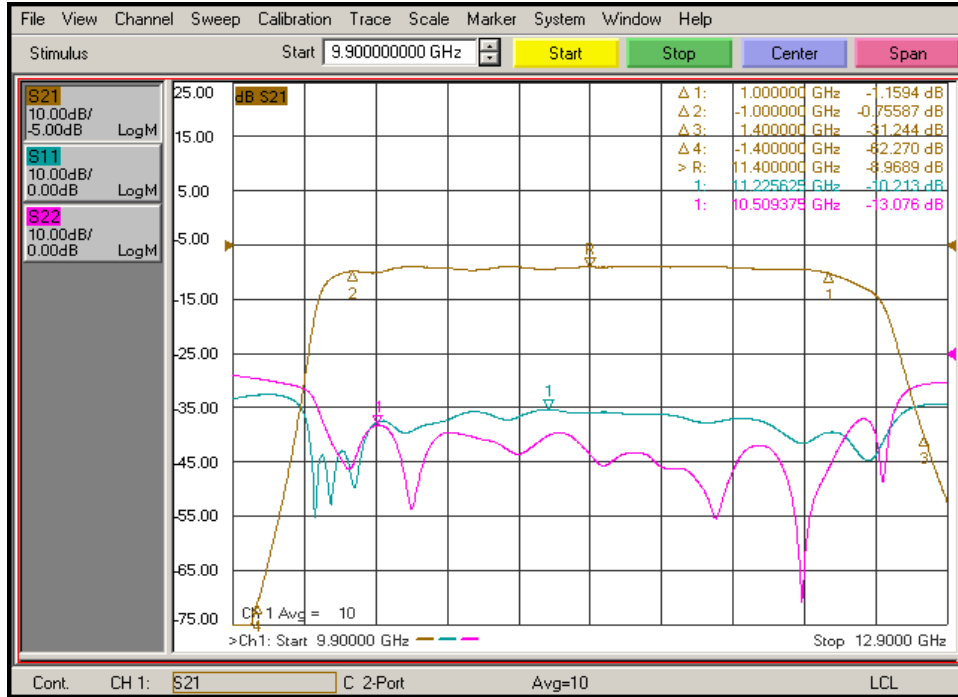
7311-F Grove Road Frederick, MD 21704 USA Phone: (301)662-5019 Fax: (301)662-1731  
Email: [sales@pmi-rf.com](mailto:sales@pmi-rf.com)



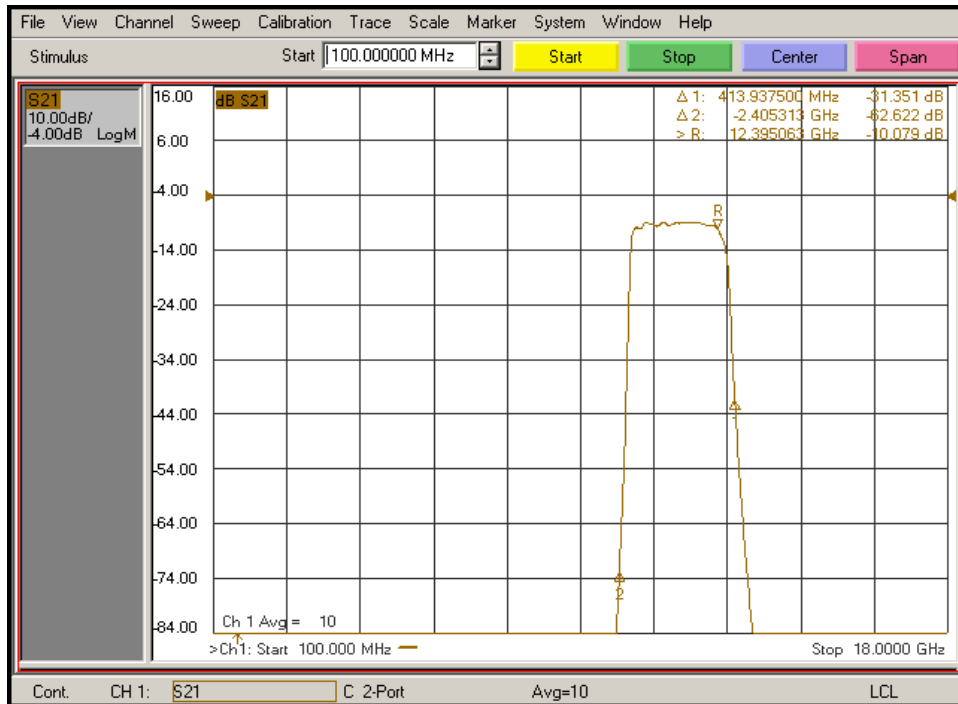
**SUMMARY TEST DATA  
ON  
6SFB-CC-100M18G-MAH-RX-TX**

PL19310/1621

**RX Ch5 Path Narrow Band (J7 RX BIT IN)**



**RX Ch5 Path Broadband (J7 RX BIT IN)**



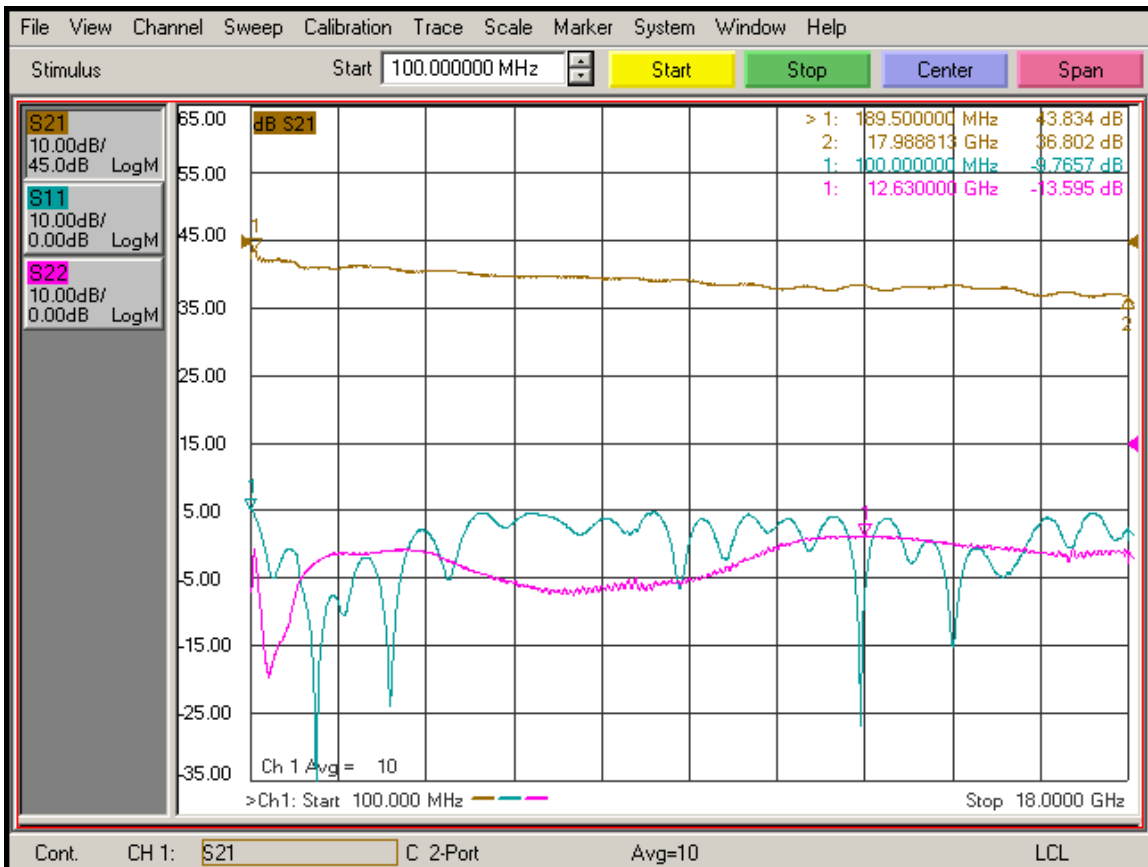




**SUMMARY TEST DATA  
ON  
6SFB-CC-100M18G-MAH-RX-TX**

PL19310/1621

**TX Thru Path**

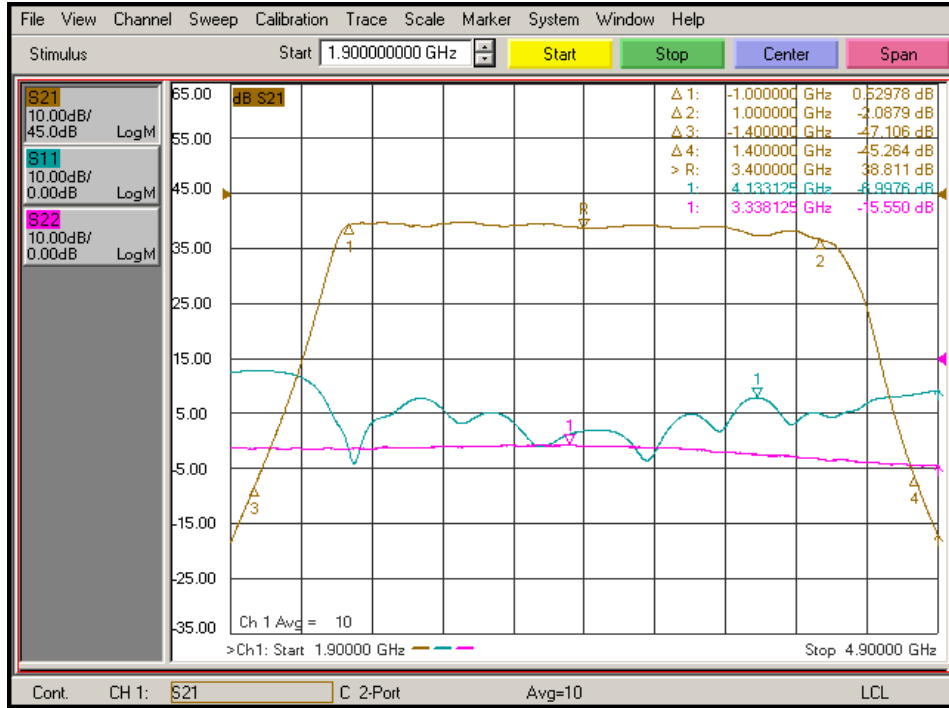




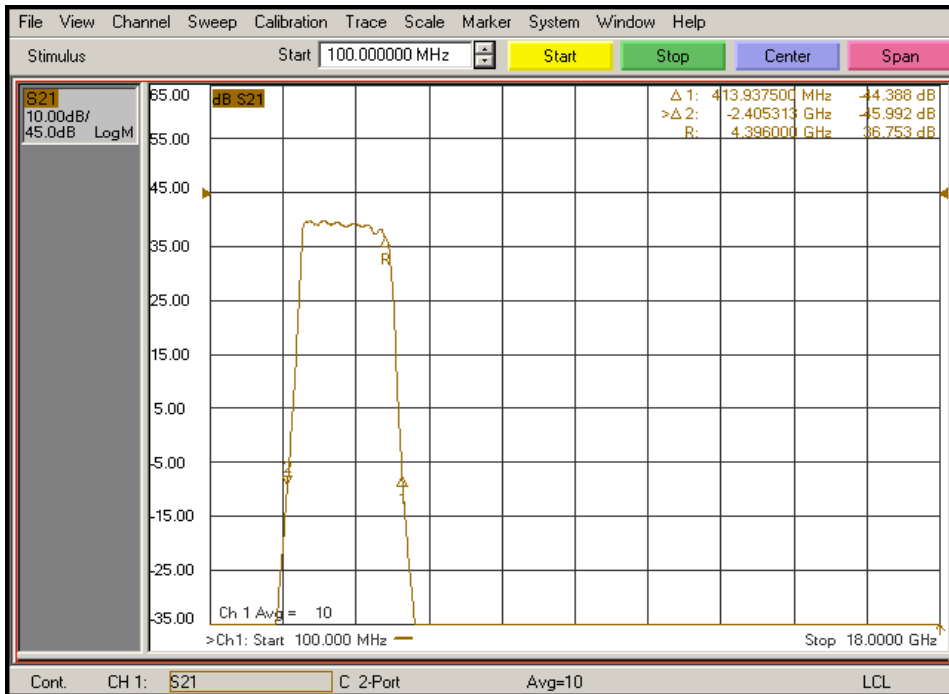
**SUMMARY TEST DATA  
ON  
6SFB-CC-100M18G-MAH-RX-TX**

PL19310/1621

**TX Ch1 Path Narrow Band**



**TX Ch1 Path Broadband**

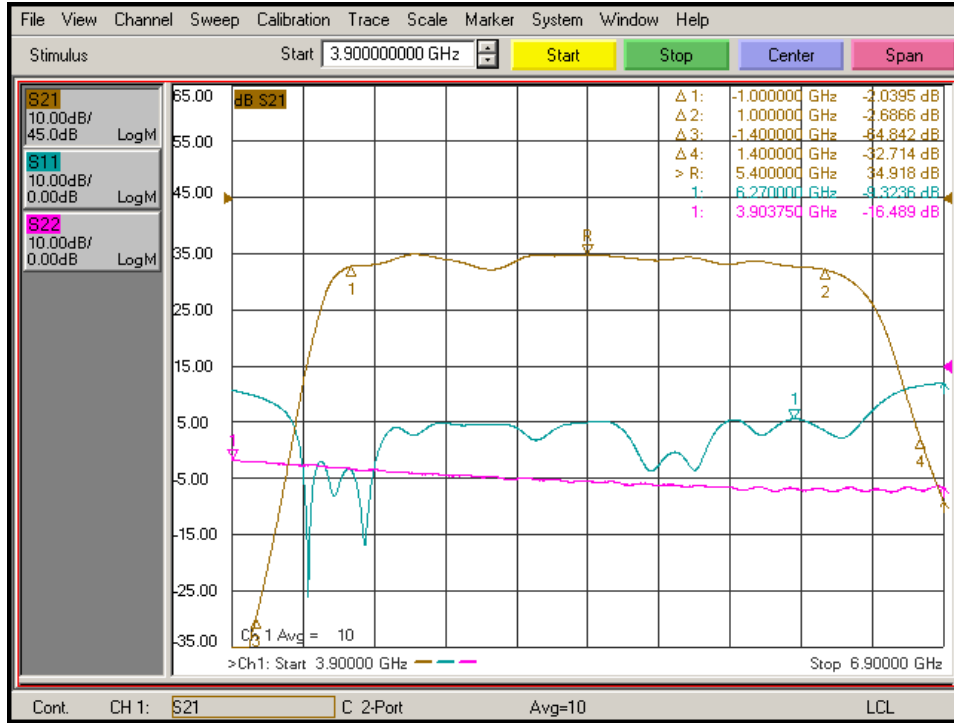




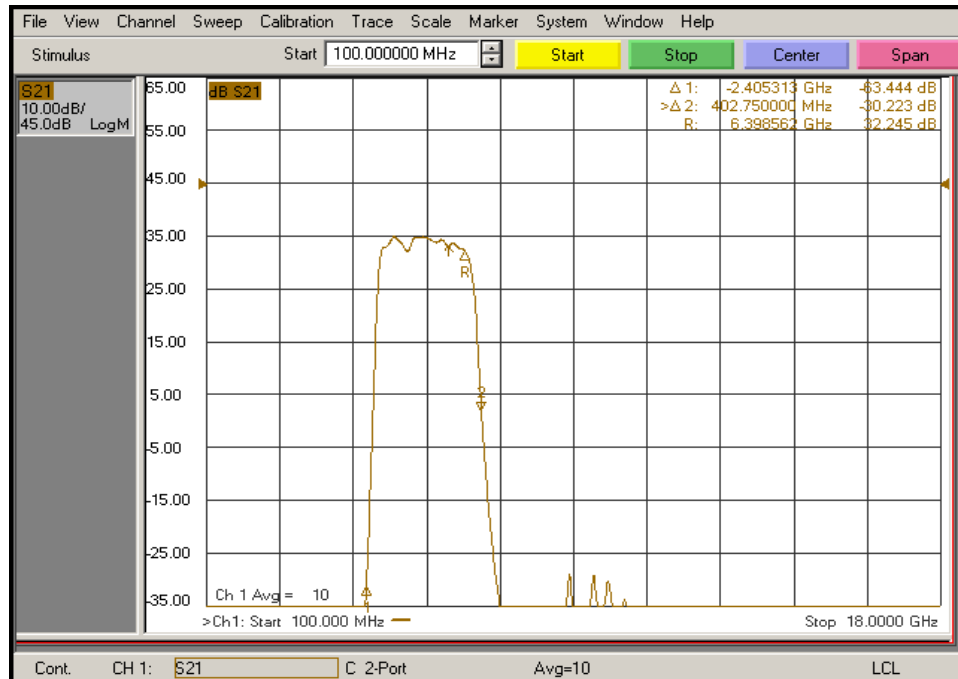
**SUMMARY TEST DATA  
ON  
6SFB-CC-100M18G-MAH-RX-TX**

PL19310/1621

**TX Ch2 Path Narrow Band**



**TX Ch2 Path Broadband**

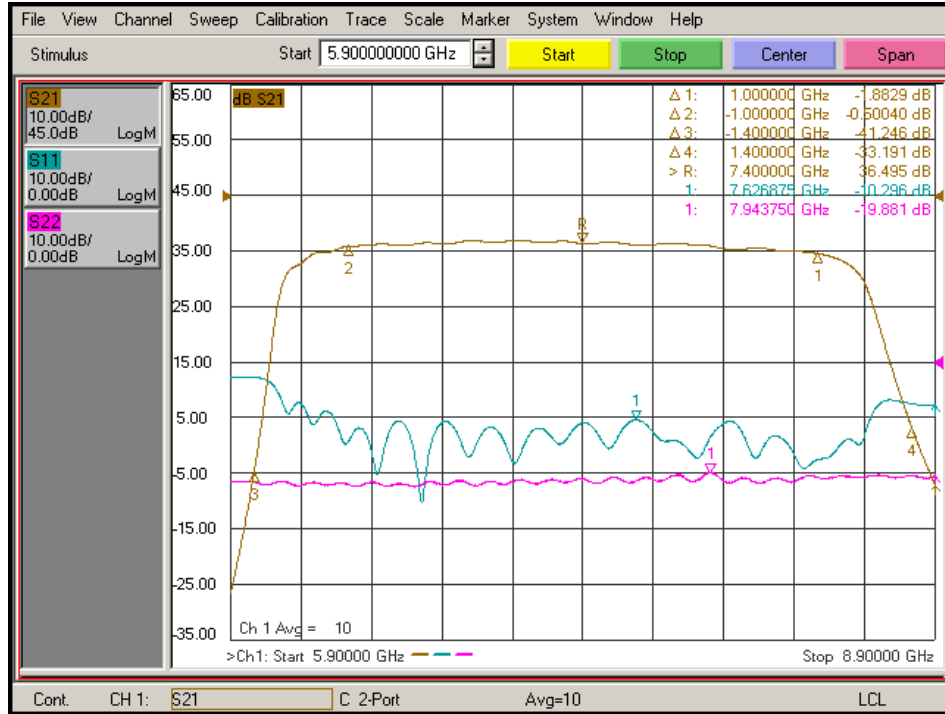




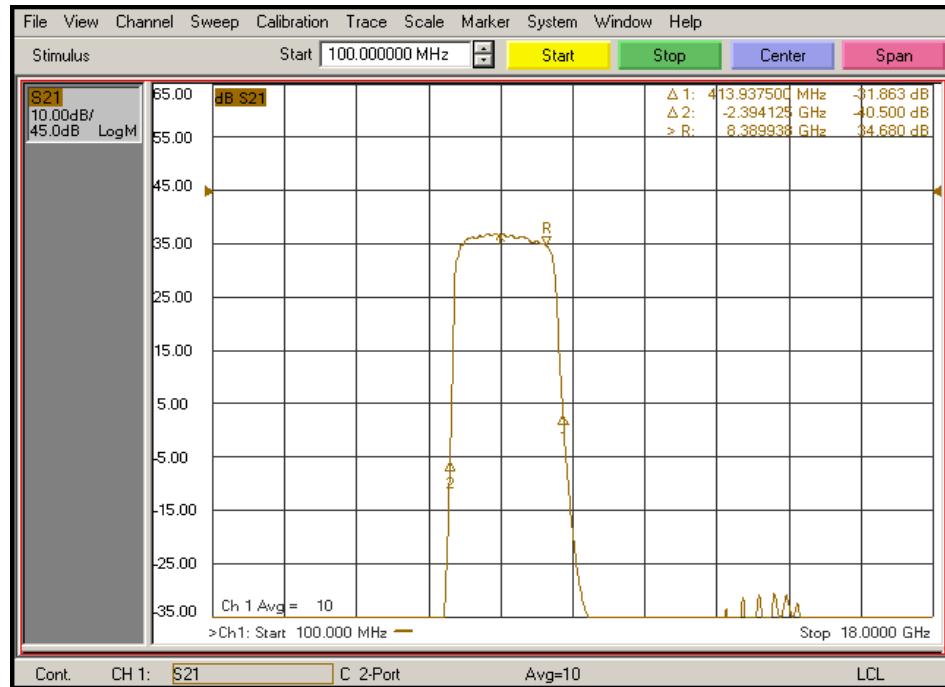
**SUMMARY TEST DATA  
ON  
6SFB-CC-100M18G-MAH-RX-TX**

PL19310/1621

**TX Ch3 Path Narrow Band**



**TX Ch3 Path Broadband**





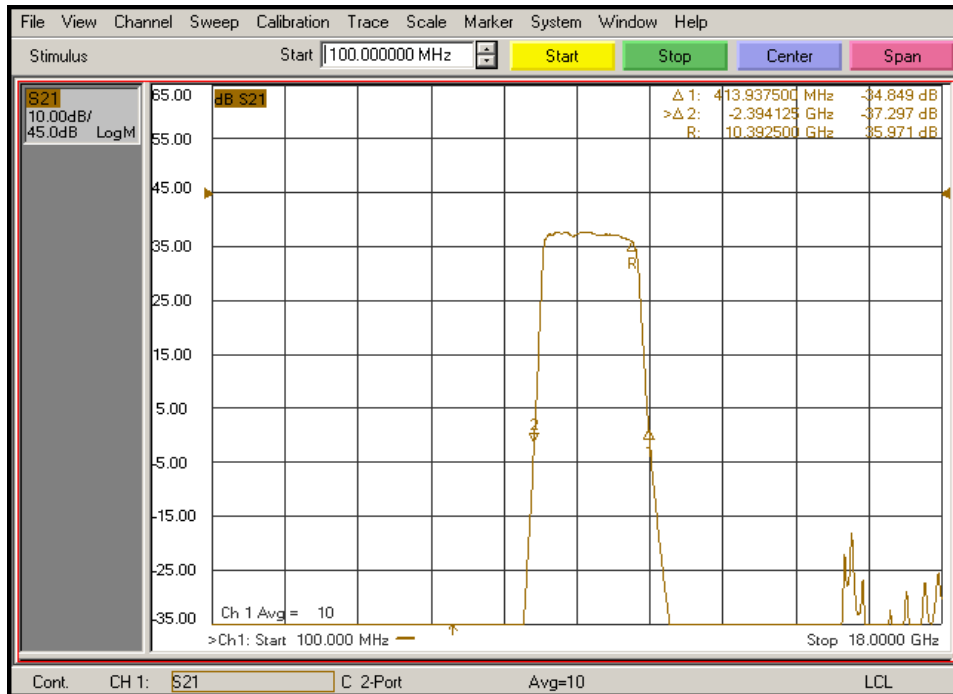
**SUMMARY TEST DATA  
ON  
6SFB-CC-100M18G-MAH-RX-TX**

PL19310/1621

**TX Ch4 Path Narrow Band**



**TX Ch4 Path Broadband**



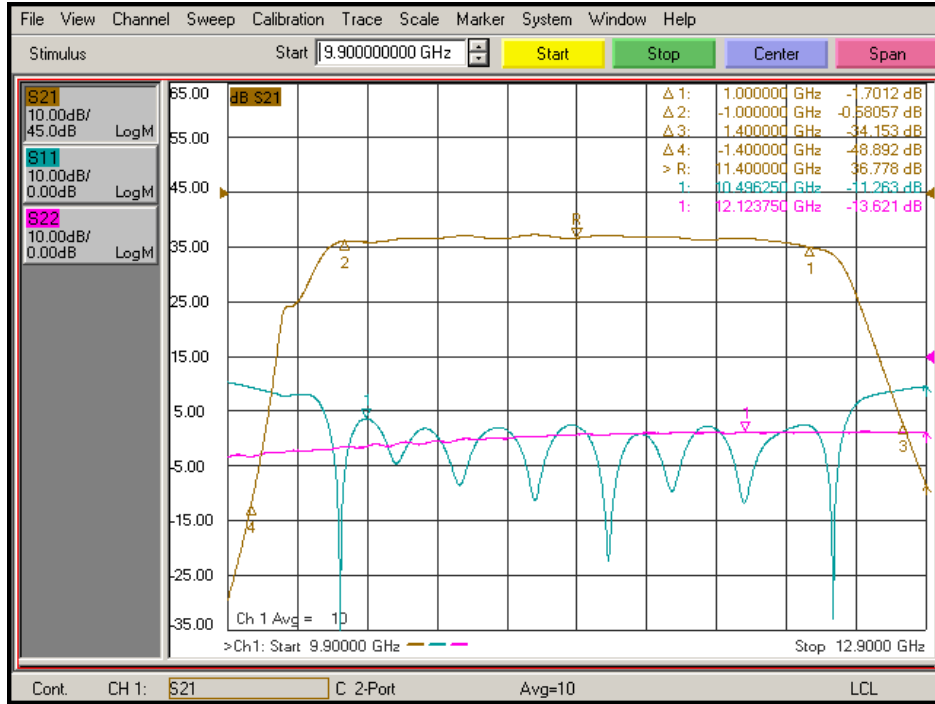
7311-F Grove Road Frederick, MD 21704 USA Phone: (301)662-5019 Fax: (301)662-1731  
Email: [sales@pmi-rf.com](mailto:sales@pmi-rf.com)



**SUMMARY TEST DATA  
ON  
6SFB-CC-100M18G-MAH-RX-TX**

PL19310/1621

**TX Ch5 Path Narrow Band**



**TX Ch5 Path Broadband**

