



**SUMMARY TEST DATA
ON
6SFB-CC-100M18G-MAH-RX-TX**

PL19622/1629

Customer: _____ Tested By: Jian Xu
 SO No: _____ Temperature: +25°C
 Model No: 6SFB-CC-100M18G-MAH-RX-TX Date: 8/4/16
 Serial No: PL19622/1629 Drawing No: 27624332 Rev: A1

TEST ITEM NO:	PARAMETERS	SPECIFIED VALUE	MEASURED VALUE	REMARKS QA/QC
1	J1 Input Frequency (RF RX Input)	100MHz-18.0GHz	100MHz-18.0GHz See Plot	
2	J1 Input Power Level	-80dBm to -10dBm Typical	-80dBm to -10dBm	
3	J5 Input Frequency (RF TX Input)	100MHz-18.0GHz	100MHz-18.0GHz See Plot	
4	J5 Input Power Level	-20dBm to -15dBm Typical	-20dBm to -15dBm	
5	J7 Input Frequency (RF BIT RX Input)	100MHz-18.0GHz	100MHz-18.0GHz See Plot	
6	J7 Input Power Level	-20dBm to -15dBm Typical	-20dBm to -15dBm	
7	J2 Output Frequency (RF RX Output)	100MHz-18.0GHz	100MHz-18.0GHz See Plot	
8	J2 Output Power Level	-62dBm to +8dBm Typical	-60dBm to +15dBm	
9	J6 Output Frequency (RF TX Output)	100MHz-18.0GHz	100MHz-18.0GHz See Plot	
10	J6 Output Power Level	0dBm to +10dBm Typical	+7dBm to +14dBm	
11	J1 RX Path Gain	18dB Typical	18dB to 29dB	
12	J7 RX BIT Path Insertion Loss	10dB Typical	-5dB to -10dB	
13	(J1 to J2) to (J7 to J2) RX Isolation	100dB Typical	116.51dB See Plot	
14	J5 TX Path Gain	32dB Typical	35dB to 41dB	
15	VSWR Over 90% Passband	2 : 1 Maximum	2.0:1 See Plots	



**SUMMARY TEST DATA
ON
6SFB-CC-100M18G-MAH-RX-TX**

PL19622/1629

16	Switching Speed	100ns Typical	75.0ns See Plots	
17	Thru Channel Passband	100MHz-18.0GHz	100MHz- 18.0GHz See Plots	
18	Channel 1 Center Frequency	3400MHz	3400MHz	
19	Channel 1 3dB Bandwidth	2000MHz	2000MHz	
20	Channel 1 RX Rejection	-40dBc Typical, -30dBc Minimum 100MHz-2.0GHz,	-36dBc See Plot	
		-40dBc Typical, -30dBc Minimum 4.8GHz-18.0GHz	-54dBc See Plot	
21	Channel 1 TX Rejection	-40dBc Typical, -30dBc Minimum 100MHz-2.0GHz,	-37dBc See Plot	
		-40dBc Typical, -30dBc Minimum 4.8GHz-18.0GHz	-36dBc See Plot	
22	Channel 2 Center Frequency	5400MHz	5400MHz	
23	Channel 2 3dB Bandwidth	2000MHz	2000MHz	
24	Channel 2 RX Rejection	-40dBc Typical, -30dBc Minimum 100MHz-4.0GHz,	-58dBc See Plot	
		-40dBc Typical, -30dBc Minimum 6.8GHz-18.0GHz	-35dBc See Plot	
25	Channel 2 TX Rejection	-40dBc Typical, -30dBc Minimum 100MHz-4.0GHz,	-54dBc See Plot	
		-40dBc Typical, -30dBc Minimum 6.8GHz-18.0GHz	-37dBc See Plot	
26	Channel 3 Center Frequency	7400MHz	7400MHz	
27	Channel 3 3dB Bandwidth	2000MHz	2000MHz	
28	Channel 3 RX Rejection	-40dBc Typical, -30dBc Minimum 100MHz-6.0GHz,	-63dBc See Plot	
		-40dBc Typical, -30dBc Minimum 8.8GHz-18.0GHz	-32dBc See Plot	



**SUMMARY TEST DATA
ON
6SFB-CC-100M18G-MAH-RX-TX**

PL19622/1629

29	Channel 3 TX Rejection	-40dBc Typical, -30dBc Minimum 100MHz-6.0GHz, -40dBc Typical, -30dBc Minimum 8.8GHz-18.0GHz	-56dBc See Plot -33dBc See Plot	
30	Channel 4 Center Frequency	9400MHz	9400MHz	
31	Channel 4 3dB Bandwidth	2000MHz	2000MHz	
32	Channel 4 RX Rejection	-40dBc Typical, -30dBc Minimum 100MHz-8.0GHz, -40dBc Typical, -30dBc Minimum 10.8GHz-18.0GHz	-42dBc See Plot -38dBc See Plot	
33	Channel 4 TX Rejection	-40dBc Typical, -30dBc Minimum 100MHz-8.0GHz, -40dBc Typical, -30dBc Minimum 10.8GHz-18.0GHz	-40dBc See Plot -33dBc See Plot	
34	Channel 5 Center Frequency	11400MHz	11400MHz	
35	Channel 5 3dB Bandwidth	2000MHz	2000MHz	
36	Channel 5 RX Rejection	-40dBc Typical, -30dBc Minimum 100MHz-10.0GHz, -40dBc Typical, -30dBc Minimum 12.8GHz-18.0GHz	-71dBc See Plot -44dBc See Plot	
37	Channel 5 TX Rejection	-40dBc Typical, -30dBc Minimum 100MHz-10.0GHz, -40dBc Typical, -30dBc Minimum 12.8GHz-18.0GHz	-65dBc See Plot -50dBc See Plot	
38	Control Logic	TTL '0': 0V to 0.8V TTL '1': 2V to 5V	Pass	
39	Power Supplies	+12V @ 600mA Max +5V @ 550mA Max -12V @ 300mA Max	+12V @ 408mA +5V @ 92mA -12V @ 149mA	



**SUMMARY TEST DATA
ON
6SFB-CC-100M18G-MAH-RX-TX**

PL19622/1629

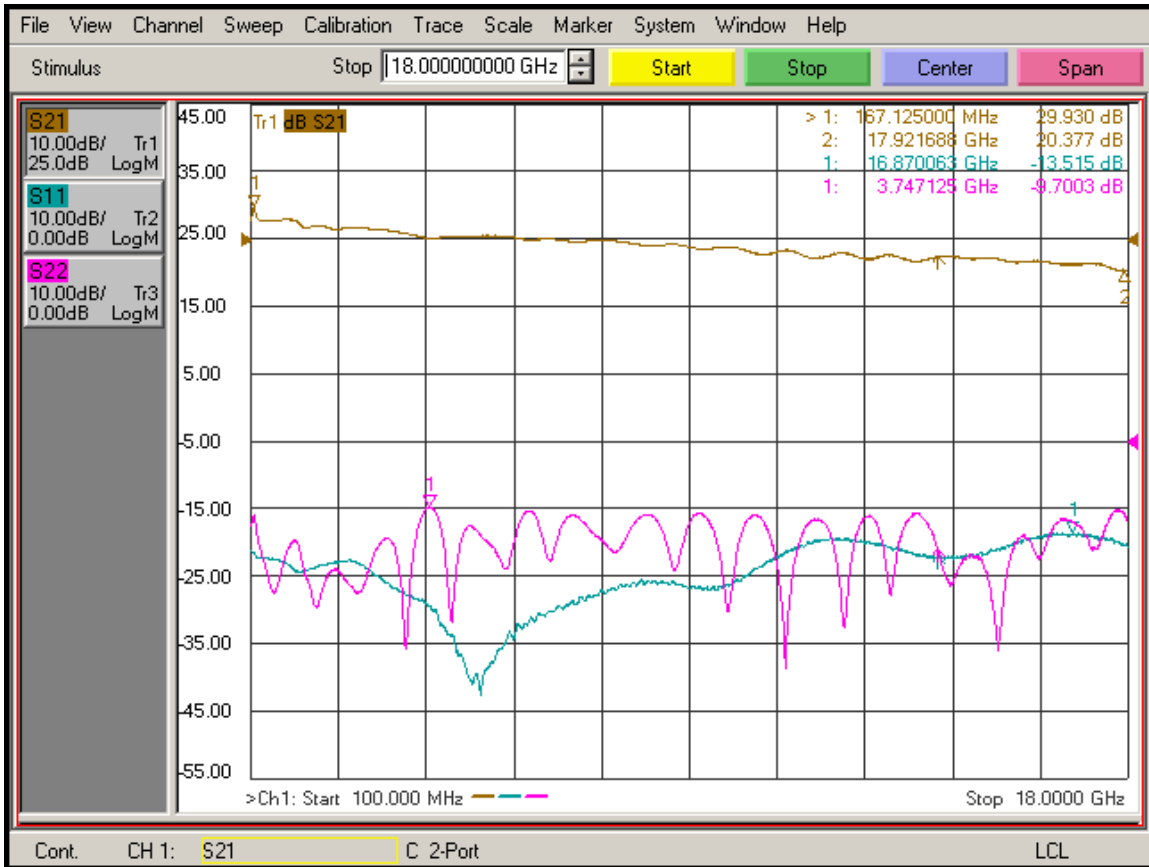
QA/QC Approval: _____ Date: _____



**SUMMARY TEST DATA
ON
6SFB-CC-100M18G-MAH-RX-TX**

PL19622/1629

RX High Gain Thru Path (J1 RX IN)

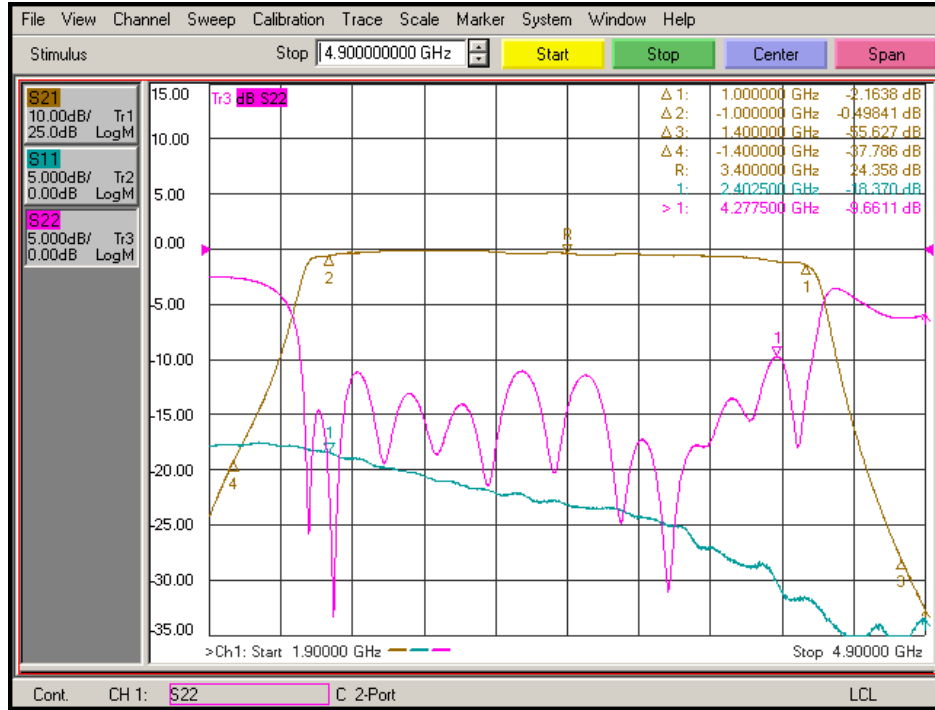




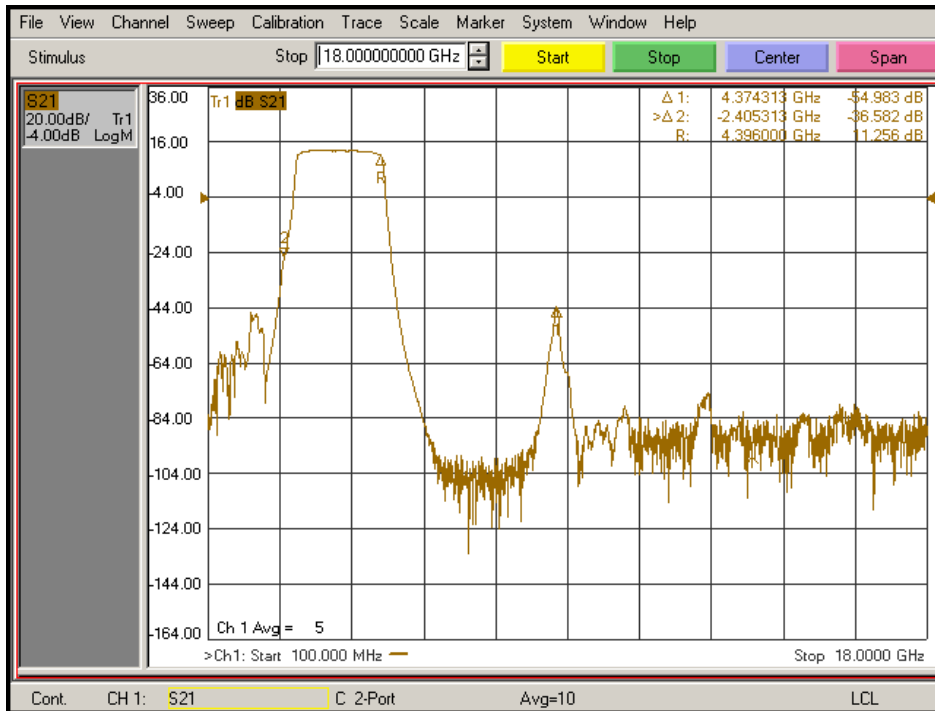
**SUMMARY TEST DATA
ON
6SFB-CC-100M18G-MAH-RX-TX**

PL19622/1629

RX Ch1 High Gain Path Narrow Band (J1 RX IN)



RX Ch1 High Gain Path Broadband (J1 RX IN)



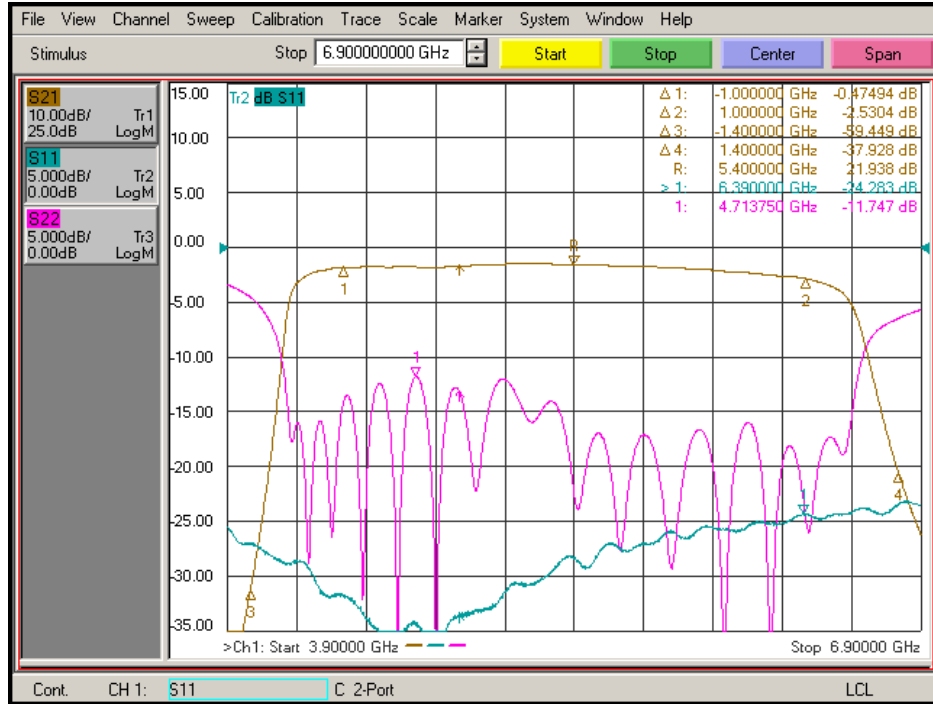
7311-F Grove Road Frederick, MD 21704 USA Phone: (301)662-5019 Fax: (301)662-1731
Email: sales@pmi-rf.com



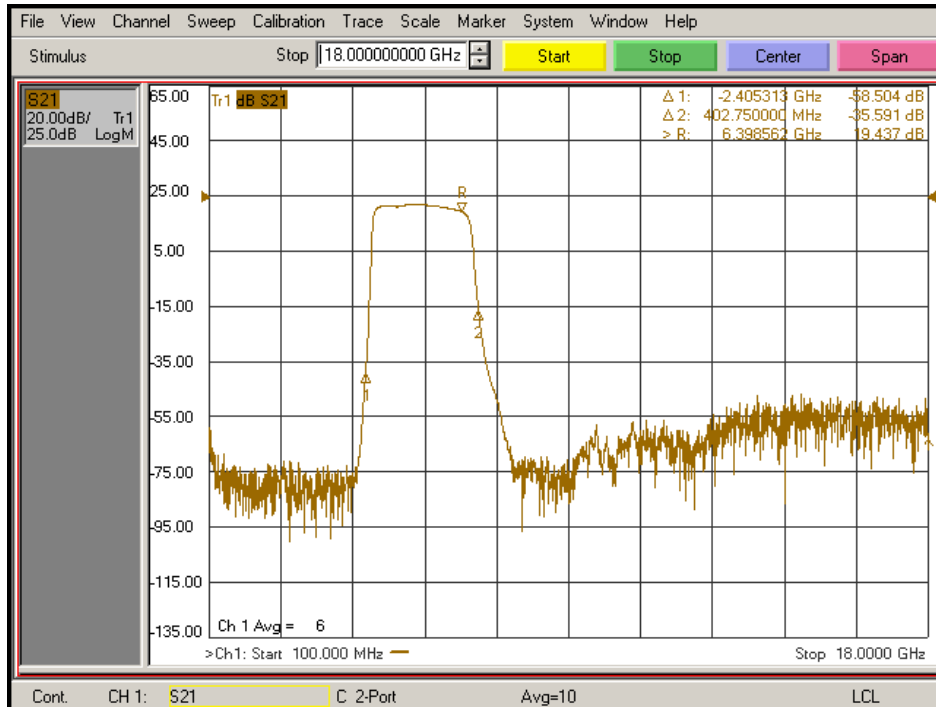
**SUMMARY TEST DATA
ON
6SFB-CC-100M18G-MAH-RX-TX**

PL19622/1629

RX Ch2 High Gain Path Narrow Band (J1 RX IN)



RX Ch2 High Gain Path Broadband (J1 RX IN)



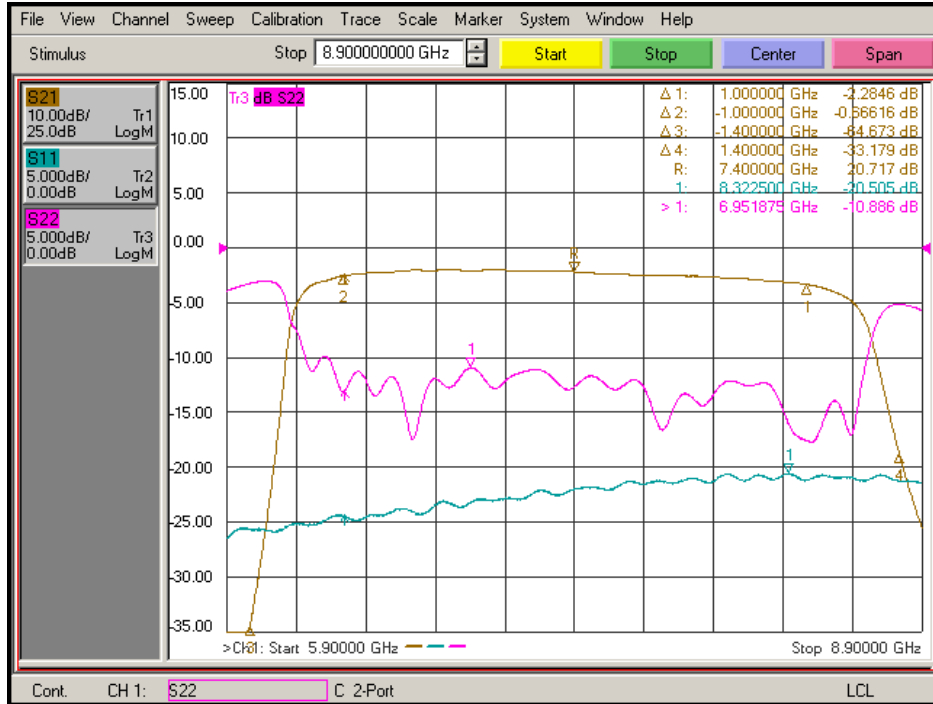
7311-F Grove Road Frederick, MD 21704 USA Phone: (301)662-5019 Fax: (301)662-1731
Email: sales@pmi-rf.com



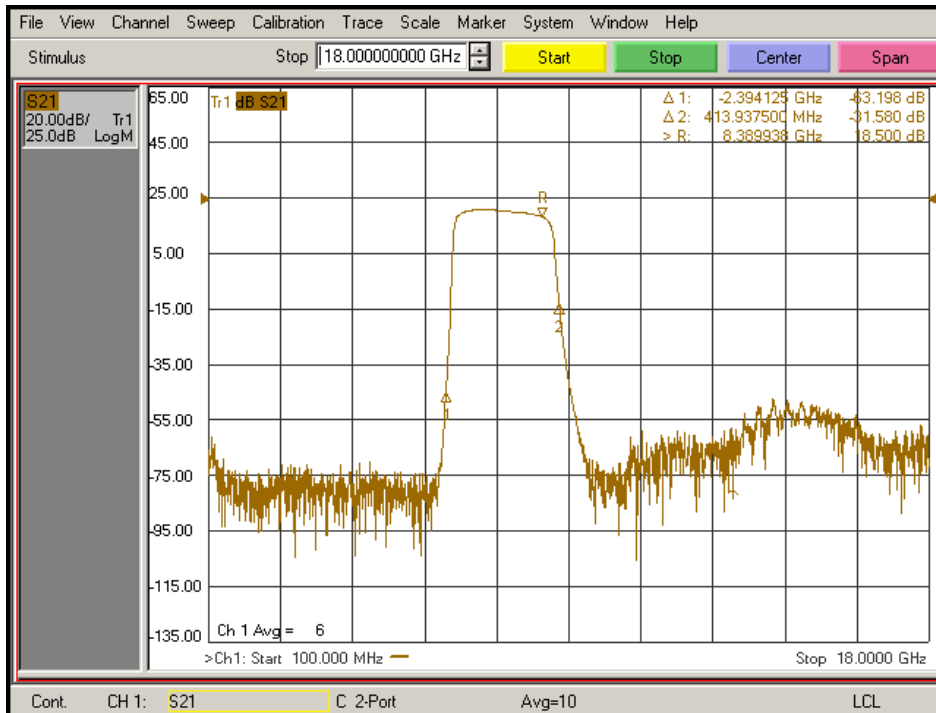
**SUMMARY TEST DATA
ON
6SFB-CC-100M18G-MAH-RX-TX**

PL19622/1629

RX Ch3 High Gain Path Narrow Band (J1 RX IN)



RX Ch3 High Gain Path Broadband (J1 RX IN)

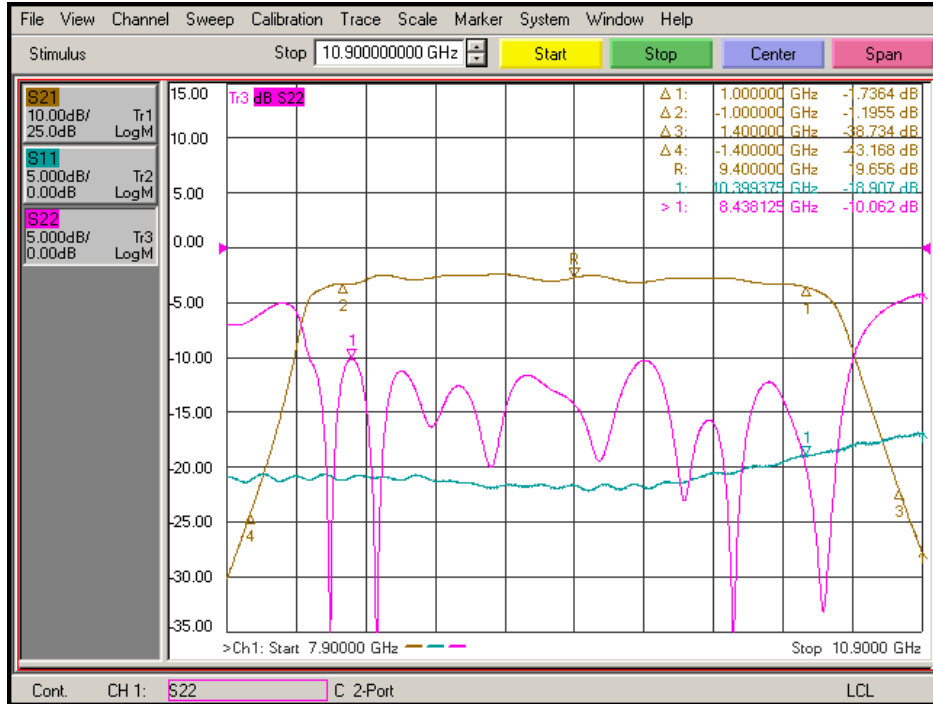




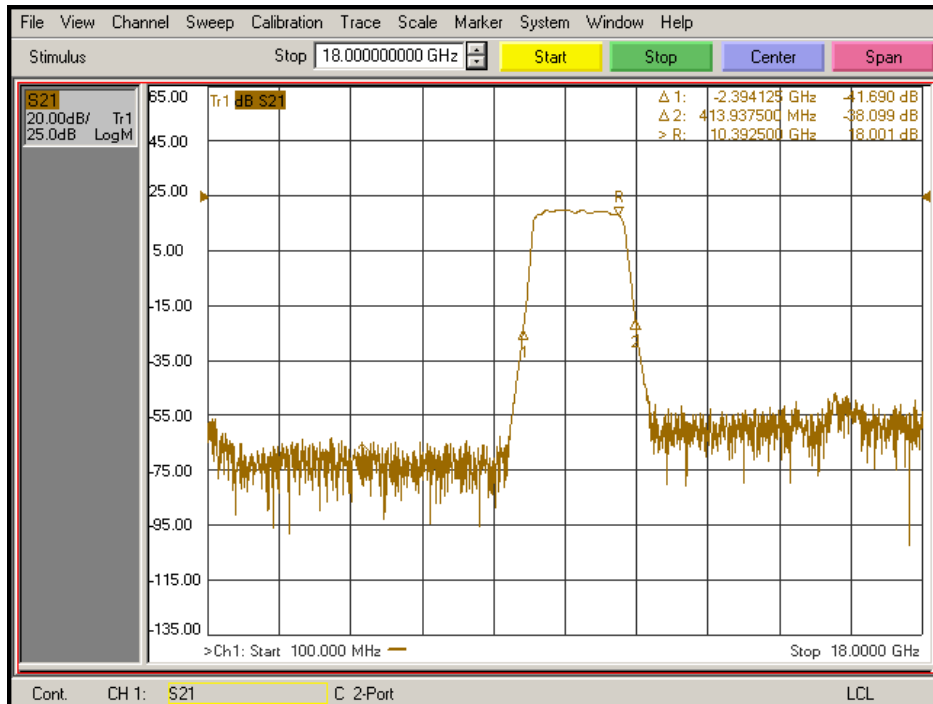
**SUMMARY TEST DATA
ON
6SFB-CC-100M18G-MAH-RX-TX**

PL19622/1629

RX Ch4 High Gain Path Narrow Band (J1 RX IN)



RX Ch4 High Gain Path Broadband (J1 RX IN)

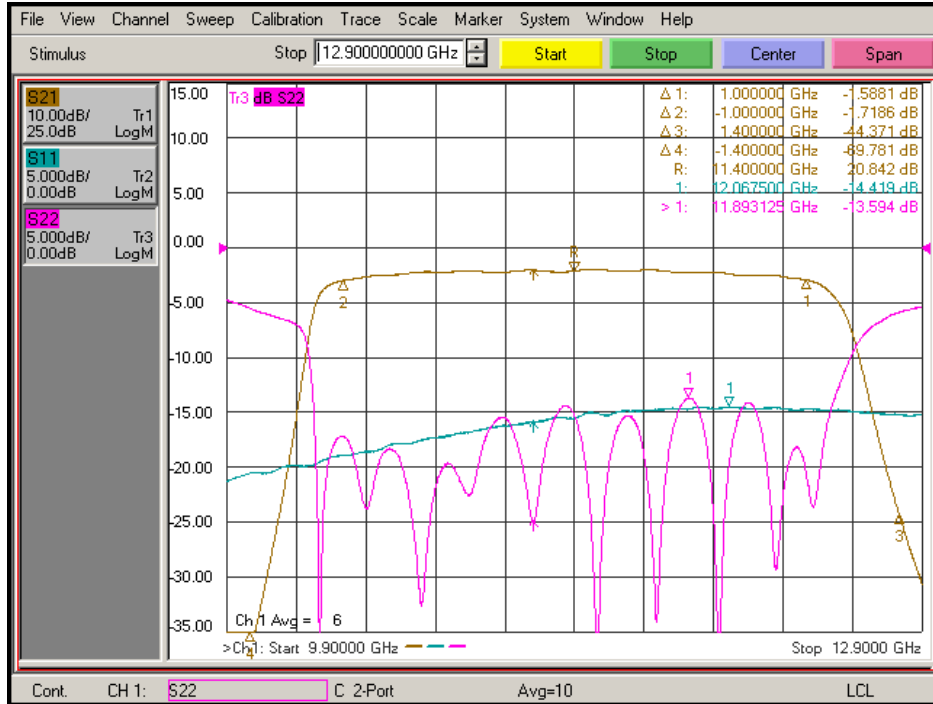




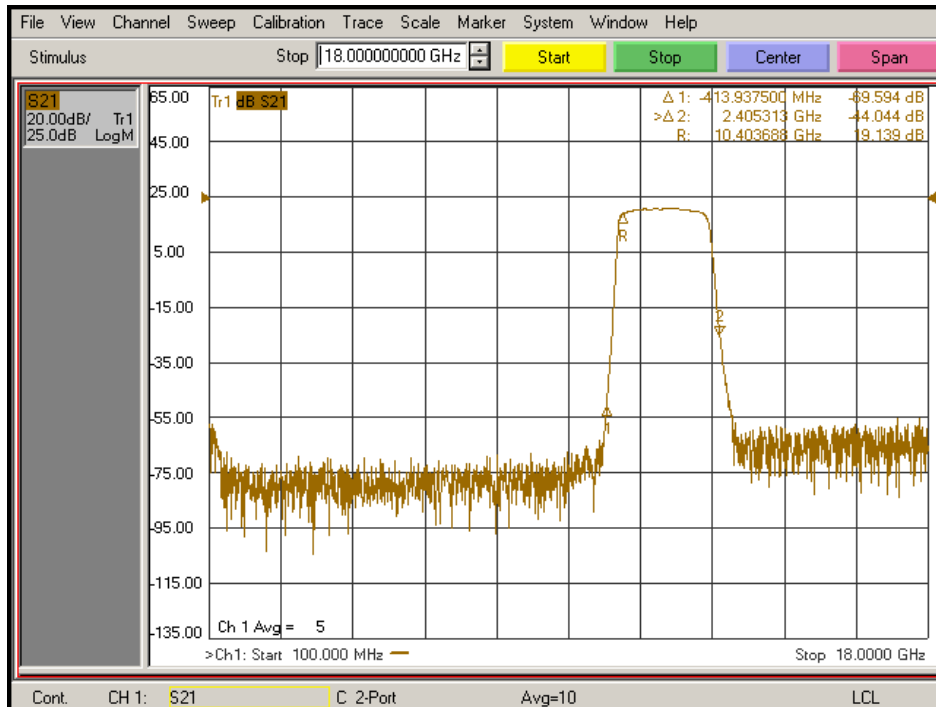
SUMMARY TEST DATA ON 6SFB-CC-100M18G-MAH-RX-TX

PL19622/1629

RX Ch5 High Gain Path Narrow Band (J1 RX IN)



RX Ch5 High Gain Path Broadband (J1 RX IN)



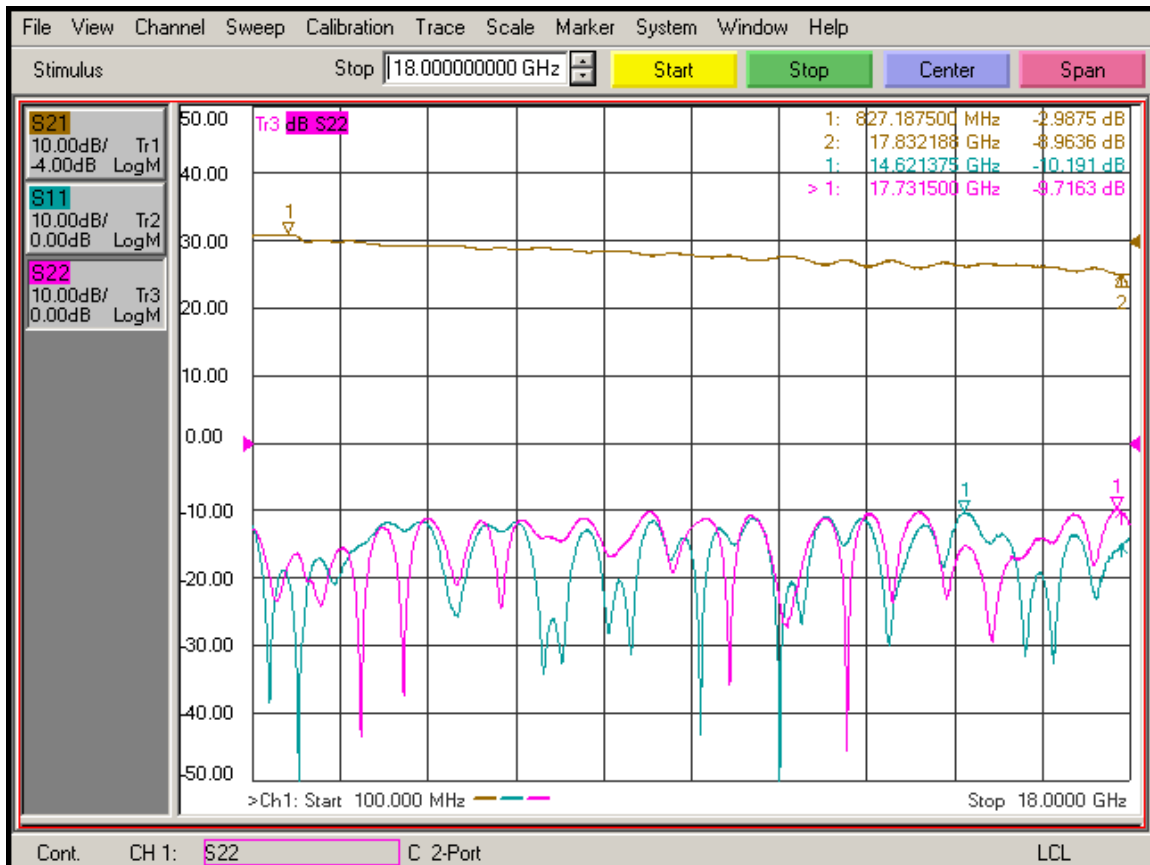
7311-F Grove Road Frederick, MD 21704 USA Phone: (301)662-5019 Fax: (301)662-1731
Email: sales@pmi-rf.com



**SUMMARY TEST DATA
ON
6SFB-CC-100M18G-MAH-RX-TX**

PL19622/1629

RX Low Gain Thru Path (J7 RX BIT IN)

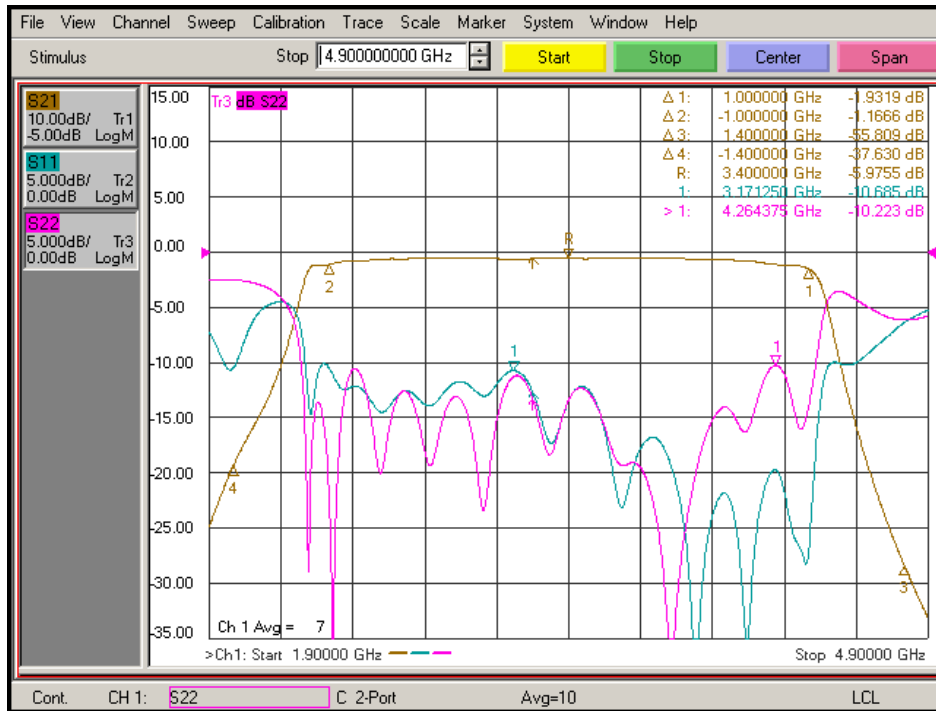




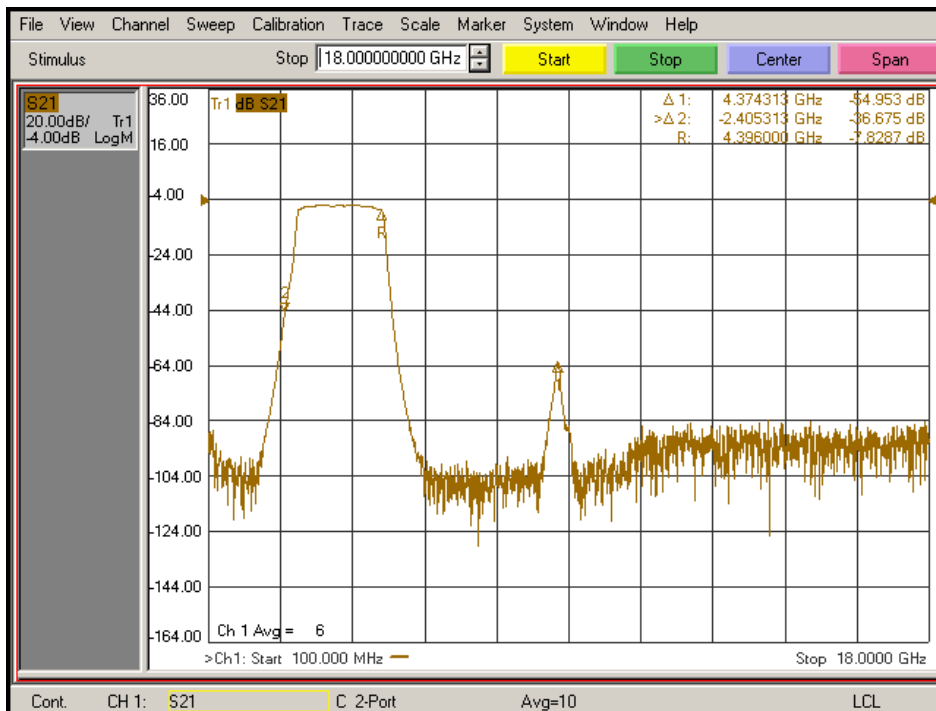
**SUMMARY TEST DATA
ON
6SFB-CC-100M18G-MAH-RX-TX**

PL19622/1629

RX Ch1 Low Gain Path Narrow Band (J7 RX BIT IN)



RX Ch1 Low Gain Path Broadband (J7 RX BIT IN)



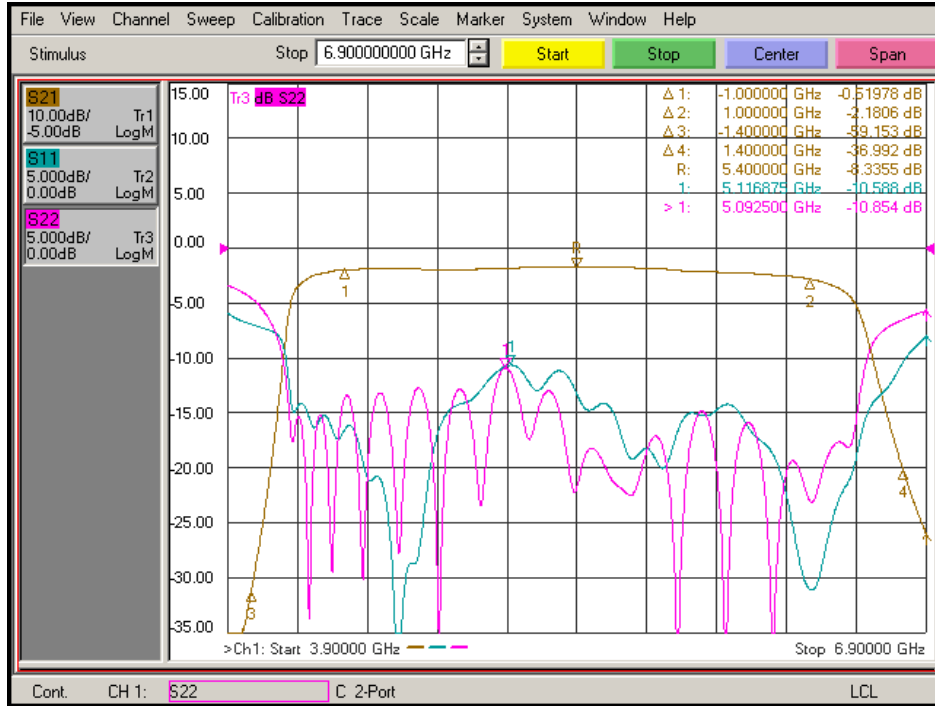
7311-F Grove Road Frederick, MD 21704 USA Phone: (301)662-5019 Fax: (301)662-1731
 Email: sales@pmi-rf.com



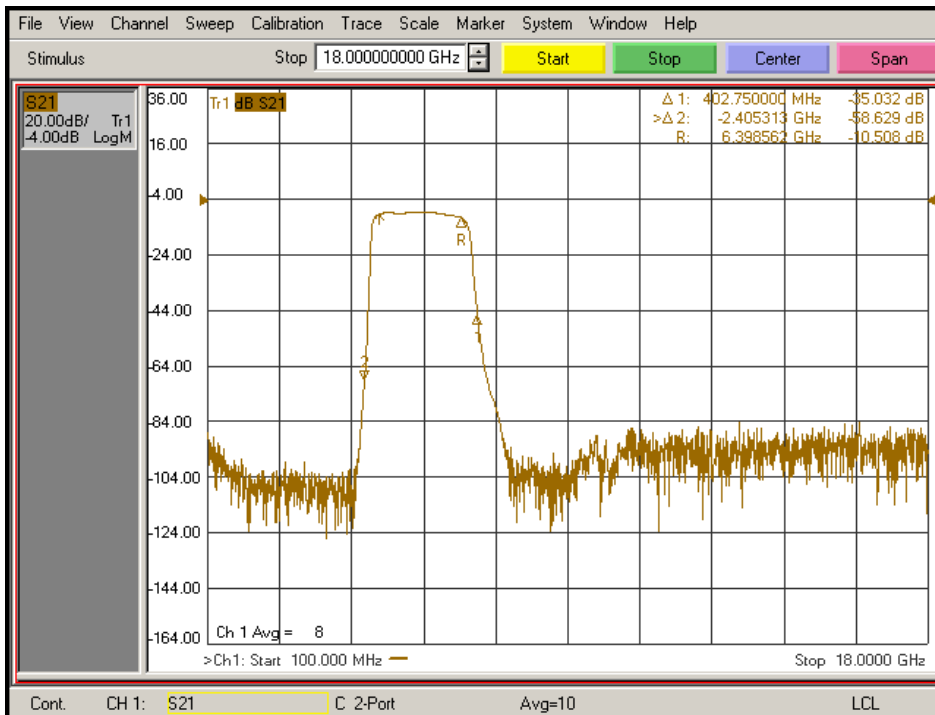
**SUMMARY TEST DATA
ON
6SFB-CC-100M18G-MAH-RX-TX**

PL19622/1629

RX Ch2 Low Gain Path Narrow Band (J7 RX BIT IN)



RX Ch2 Low Gain Path Broadband (J7 RX BIT IN)



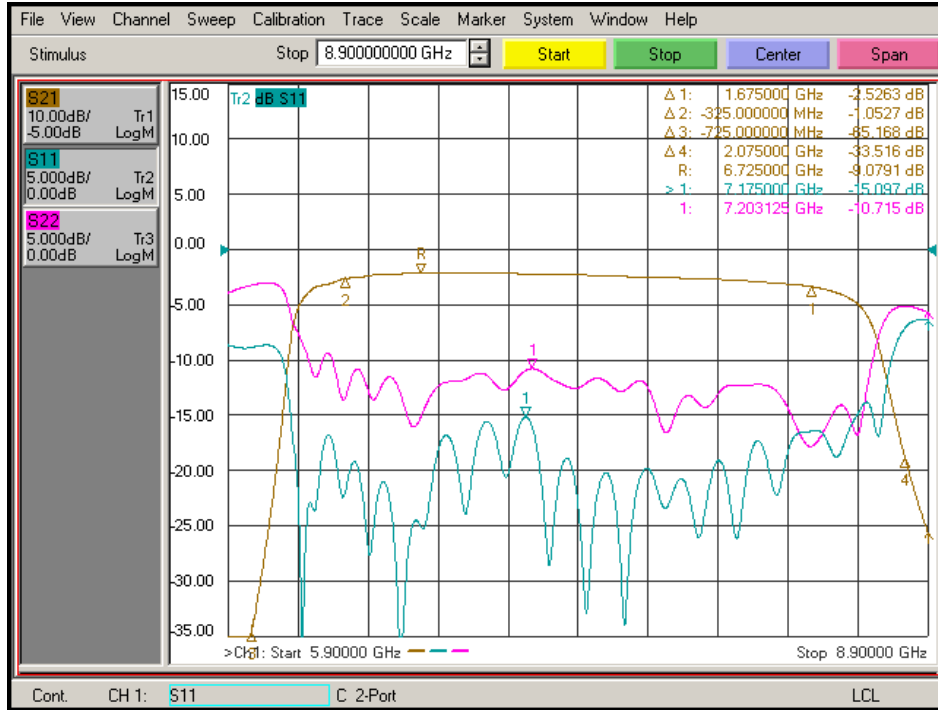
7311-F Grove Road Frederick, MD 21704 USA Phone: (301)662-5019 Fax: (301)662-1731
Email: sales@pmi-rf.com



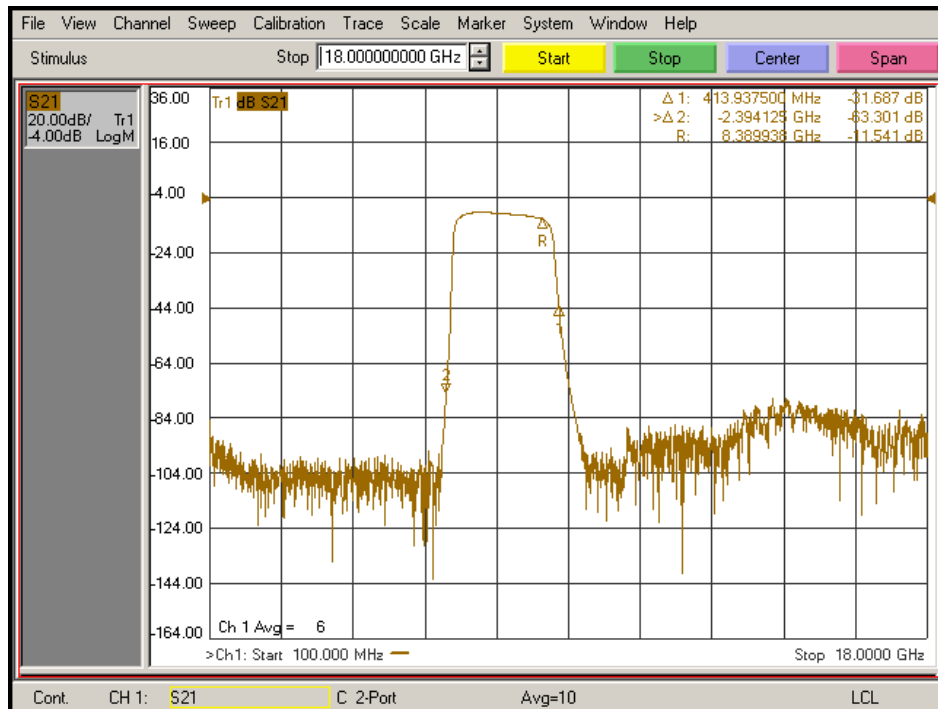
**SUMMARY TEST DATA
ON
6SFB-CC-100M18G-MAH-RX-TX**

PL19622/1629

RX Ch3 Low Gain Path Narrow Band (J7 RX BIT IN)



RX Ch3 Low Gain Path Broadband (J7 RX BIT IN)



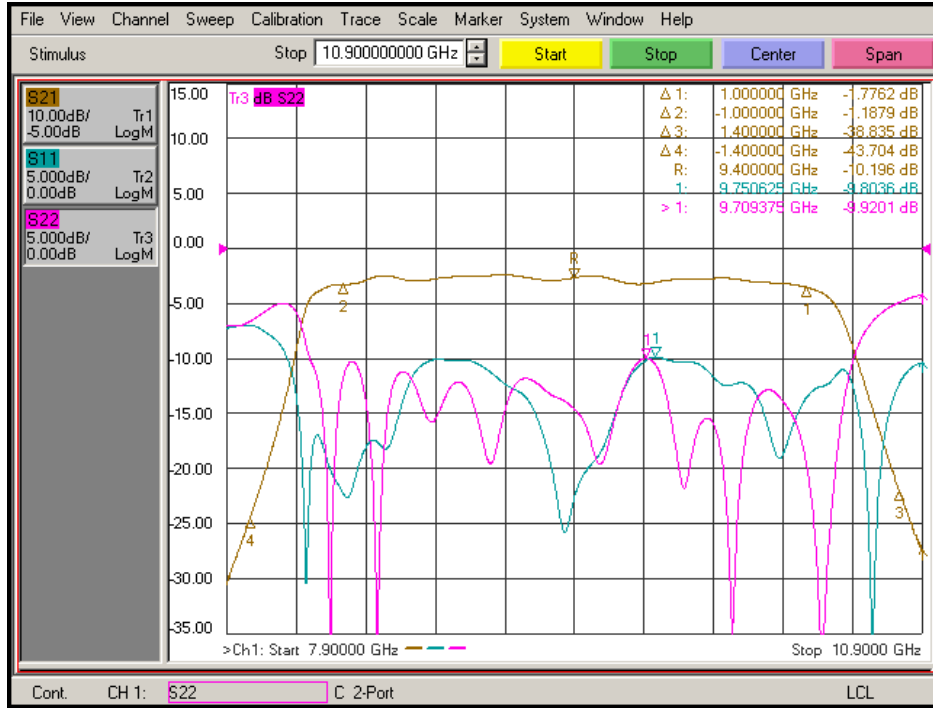
7311-F Grove Road Frederick, MD 21704 USA Phone: (301)662-5019 Fax: (301)662-1731
Email: sales@pmi-rf.com



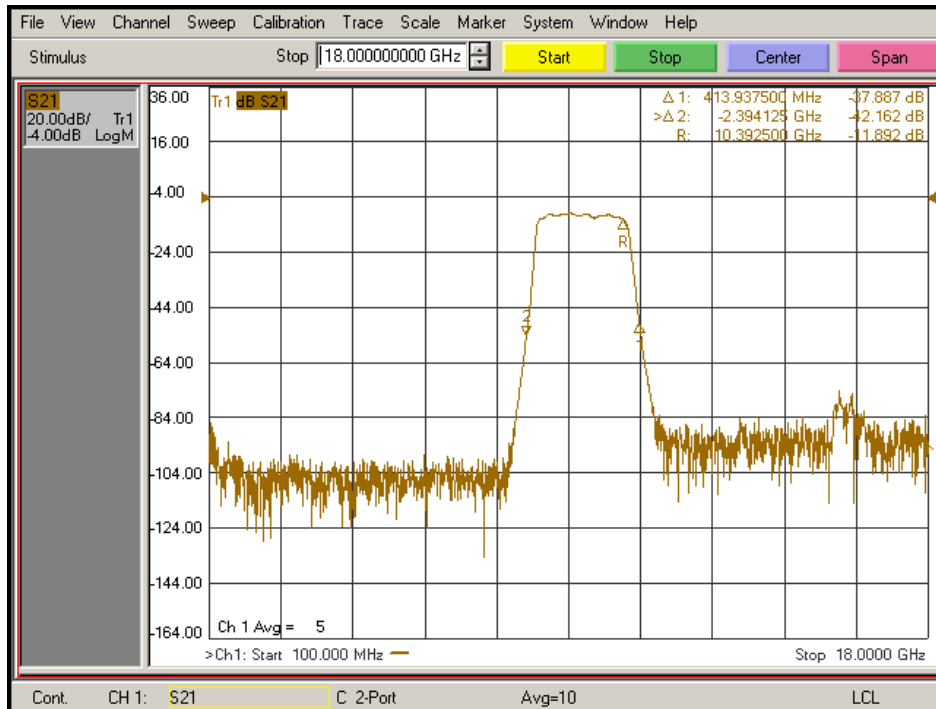
**SUMMARY TEST DATA
ON
6SFB-CC-100M18G-MAH-RX-TX**

PL19622/1629

RX Ch4 Low Gain Path Narrow Band (J7 RX BIT IN)



RX Ch4 Low Gain Path Broadband (J7 RX BIT IN)



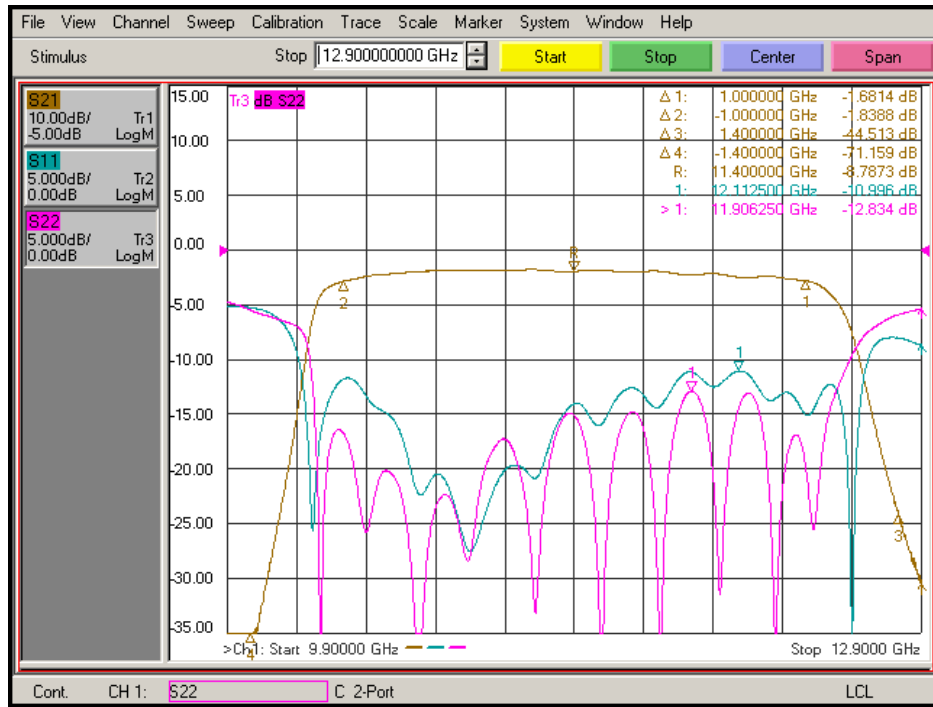
7311-F Grove Road Frederick, MD 21704 USA Phone: (301)662-5019 Fax: (301)662-1731
Email: sales@pmi-rf.com



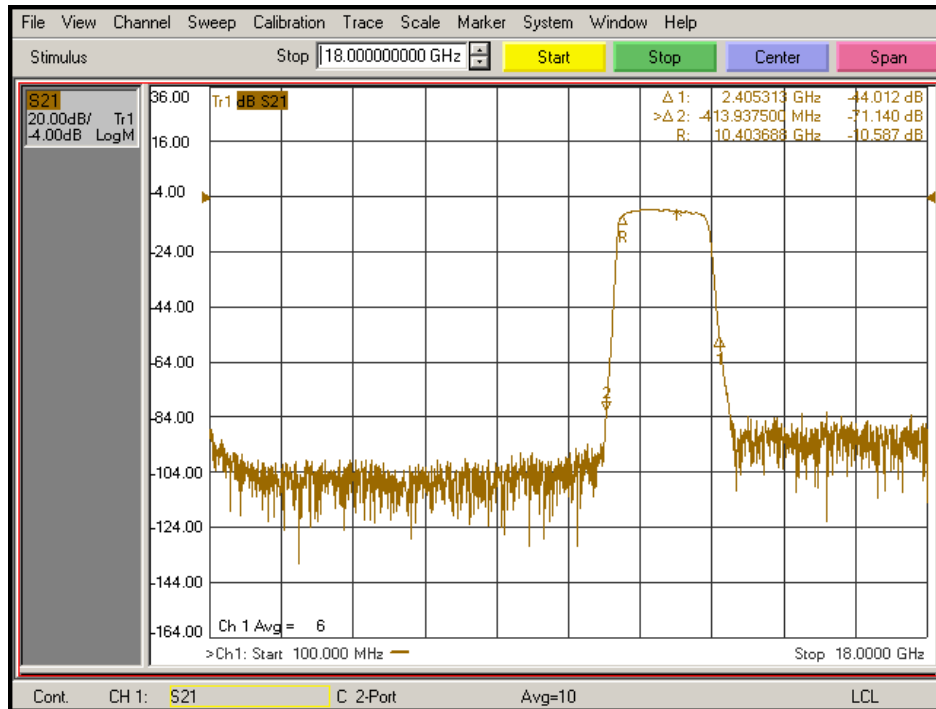
SUMMARY TEST DATA ON 6SFB-CC-100M18G-MAH-RX-TX

PL19622/1629

RX Ch5 Low Gain Path Narrow Band (J7 RX BIT IN)



RX Ch5 Low Gain Path Broadband (J7 RX BIT IN)



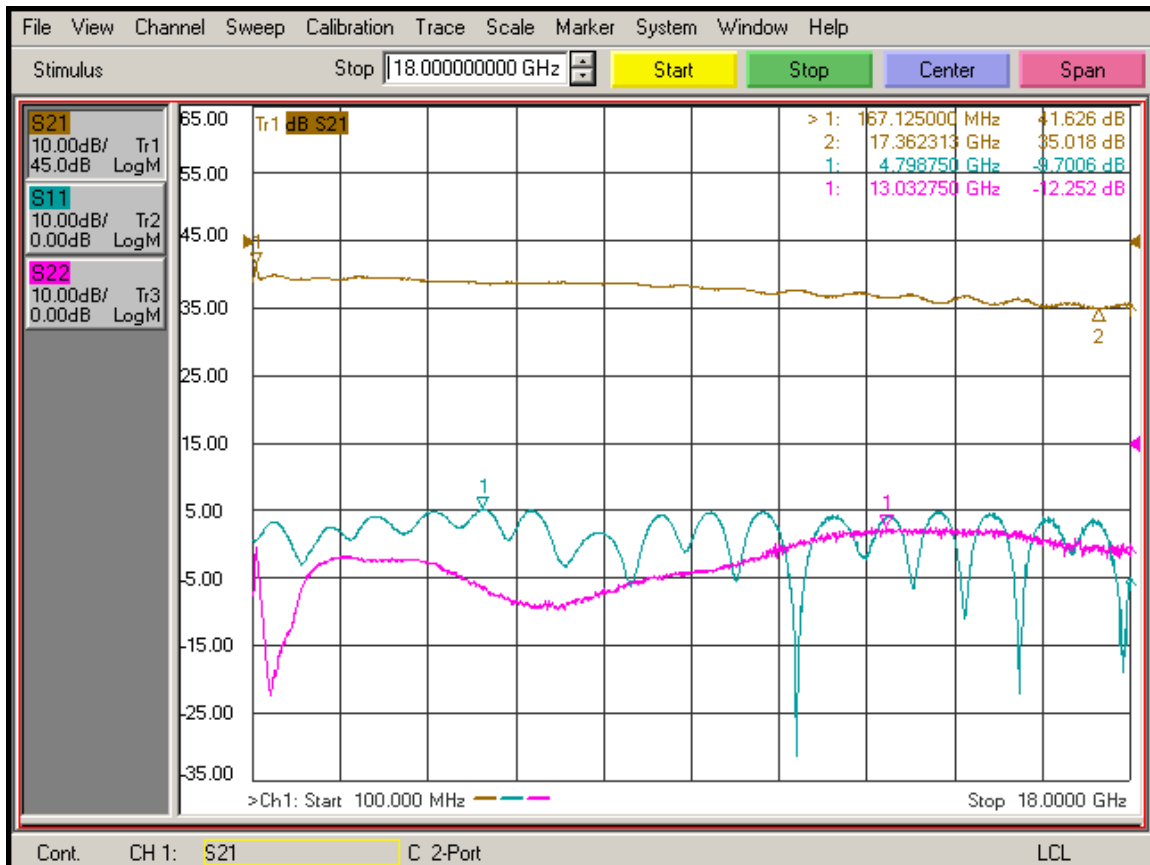
7311-F Grove Road Frederick, MD 21704 USA Phone: (301)662-5019 Fax: (301)662-1731
Email: sales@pmi-rf.com



**SUMMARY TEST DATA
ON
6SFB-CC-100M18G-MAH-RX-TX**

PL19622/1629

TX Thru Path





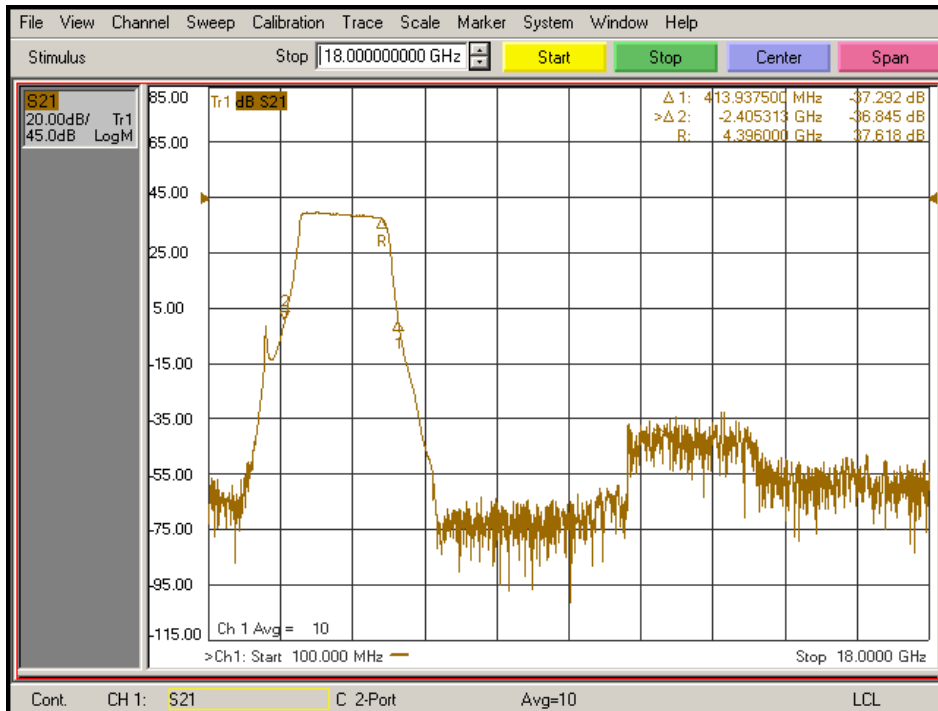
**SUMMARY TEST DATA
ON
6SFB-CC-100M18G-MAH-RX-TX**

PL19622/1629

TX Ch1 Path Narrow Band



TX Ch1 Path Broadband



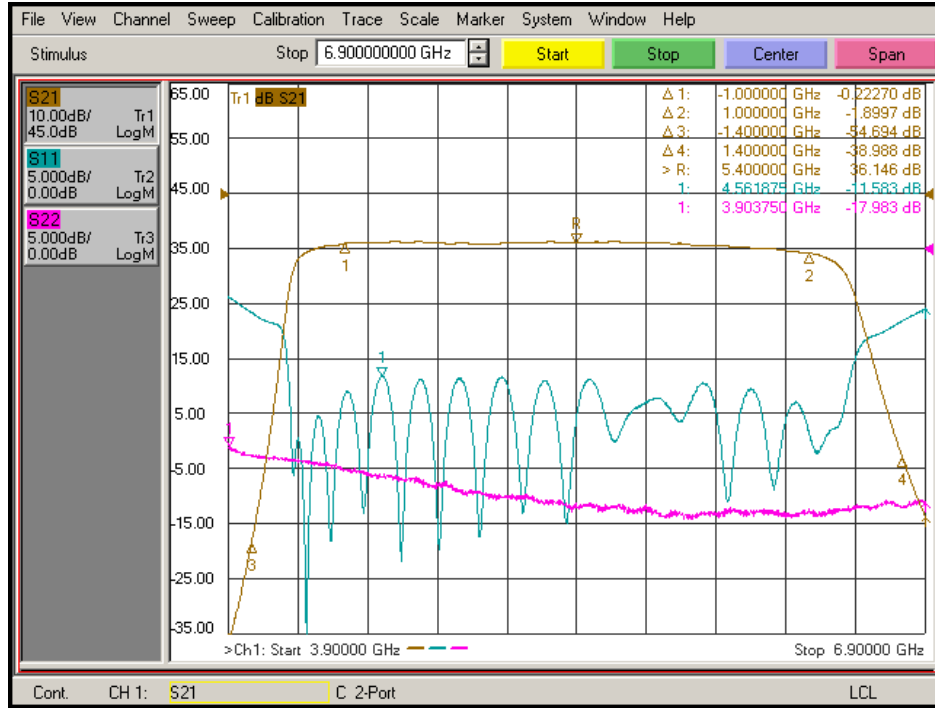
7311-F Grove Road Frederick, MD 21704 USA Phone: (301)662-5019 Fax: (301)662-1731
 Email: sales@pmi-rf.com



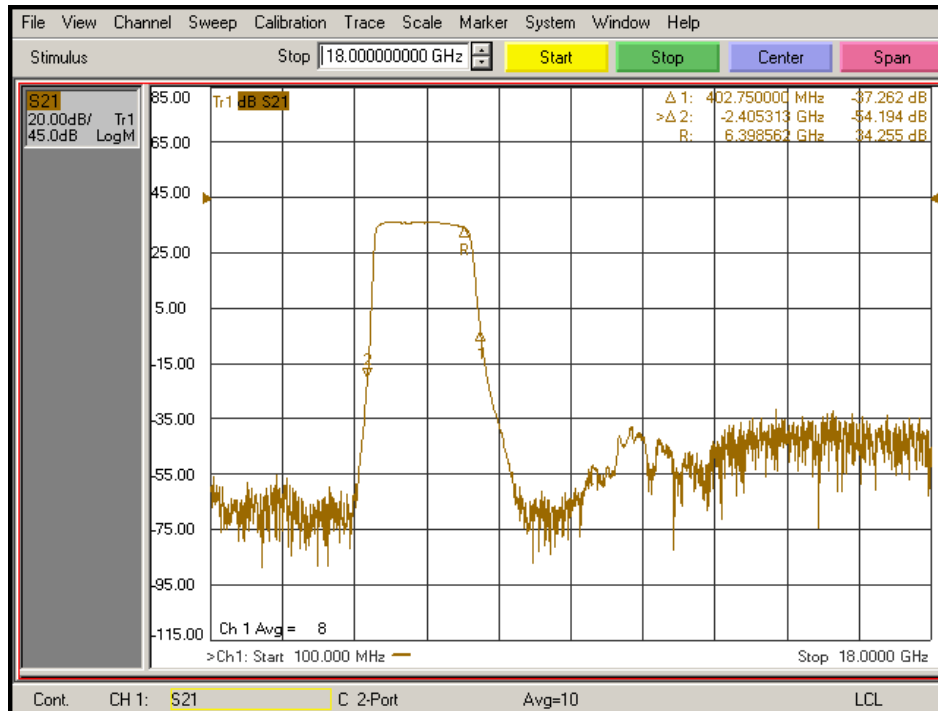
**SUMMARY TEST DATA
ON
6SFB-CC-100M18G-MAH-RX-TX**

PL19622/1629

TX Ch2 Path Narrow Band



TX Ch2 Path Broadband



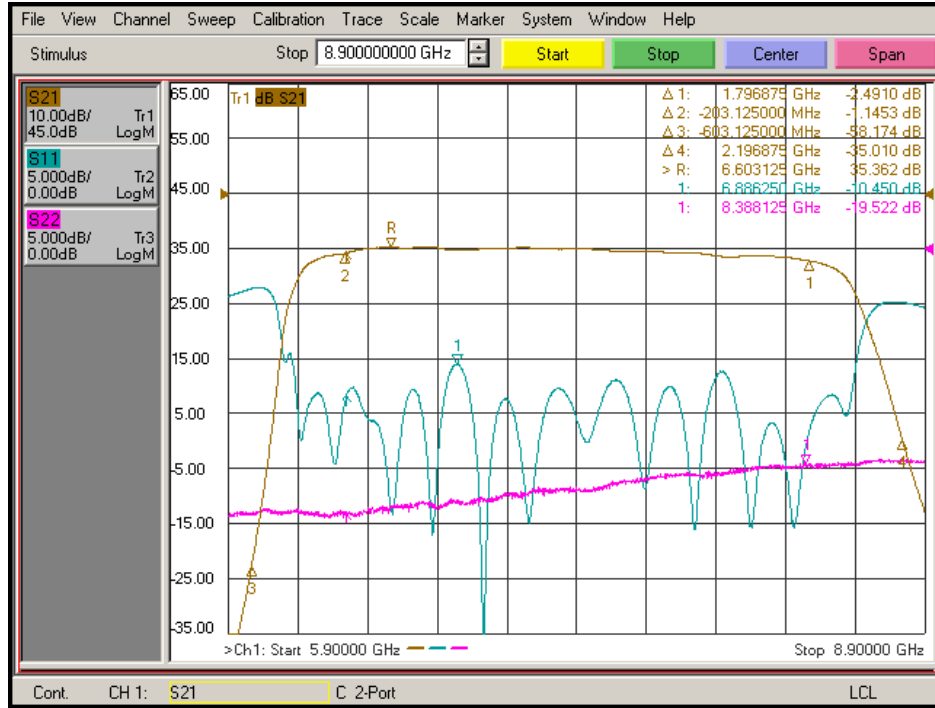
7311-F Grove Road Frederick, MD 21704 USA Phone: (301)662-5019 Fax: (301)662-1731
 Email: sales@pmi-rf.com



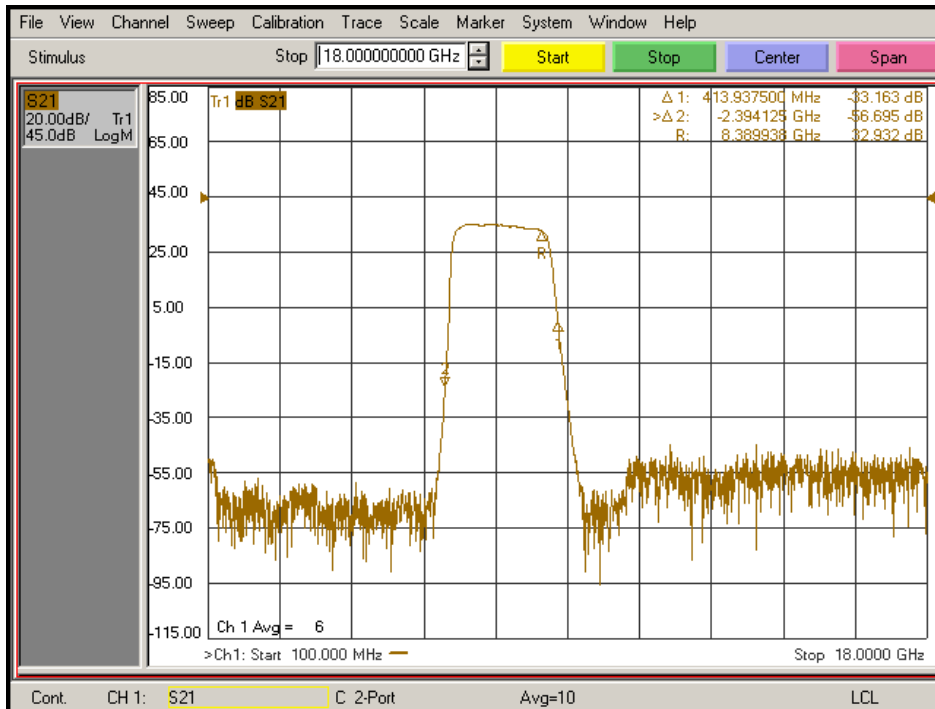
SUMMARY TEST DATA ON 6SFB-CC-100M18G-MAH-RX-TX

PL19622/1629

TX Ch3 Path Narrow Band



TX Ch3 Path Broadband



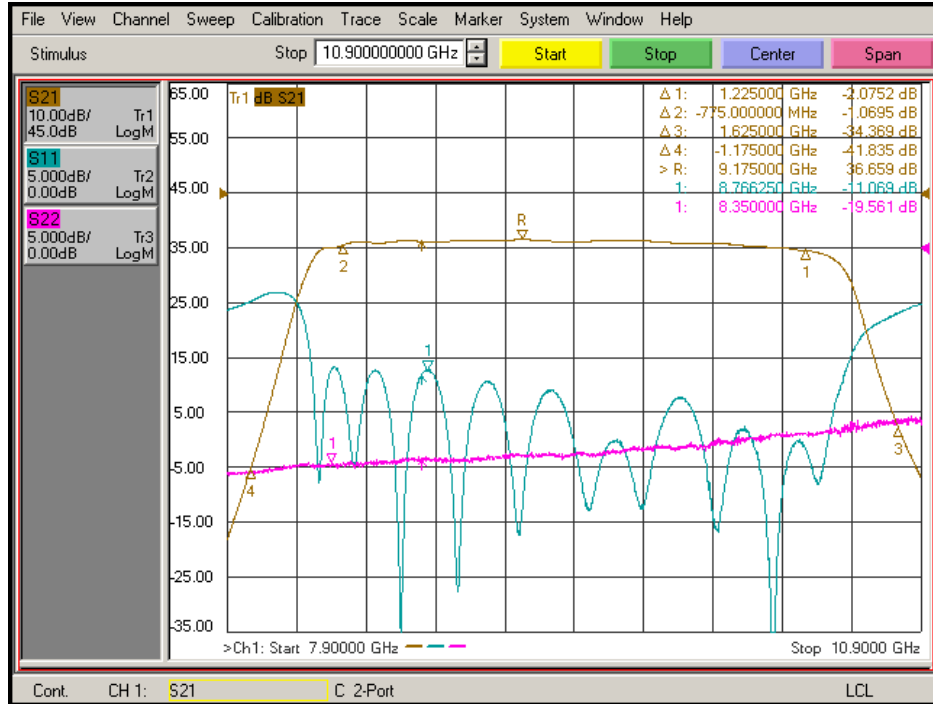
7311-F Grove Road Frederick, MD 21704 USA Phone: (301)662-5019 Fax: (301)662-1731
Email: sales@pmi-rf.com



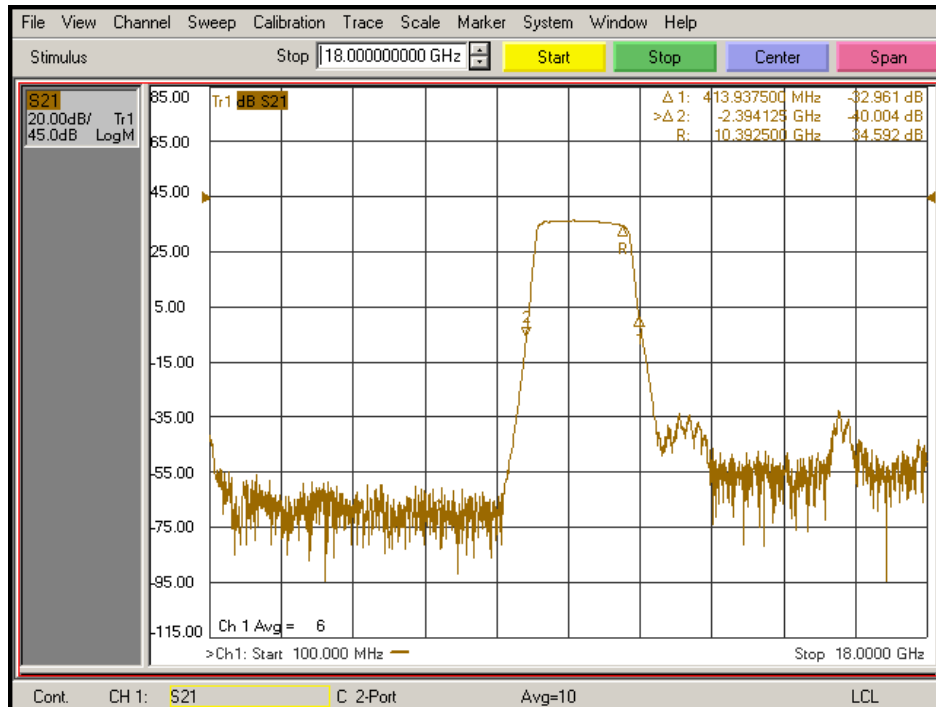
**SUMMARY TEST DATA
ON
6SFB-CC-100M18G-MAH-RX-TX**

PL19622/1629

TX Ch4 Path Narrow Band



TX Ch4 Path Broadband



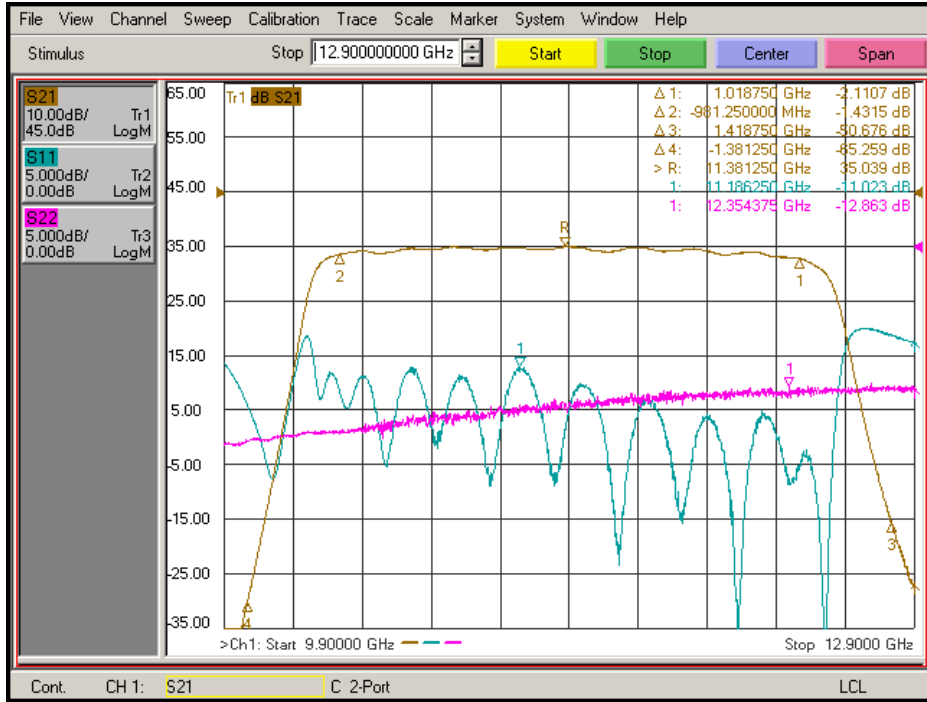
7311-F Grove Road Frederick, MD 21704 USA Phone: (301)662-5019 Fax: (301)662-1731
 Email: sales@pmi-rf.com



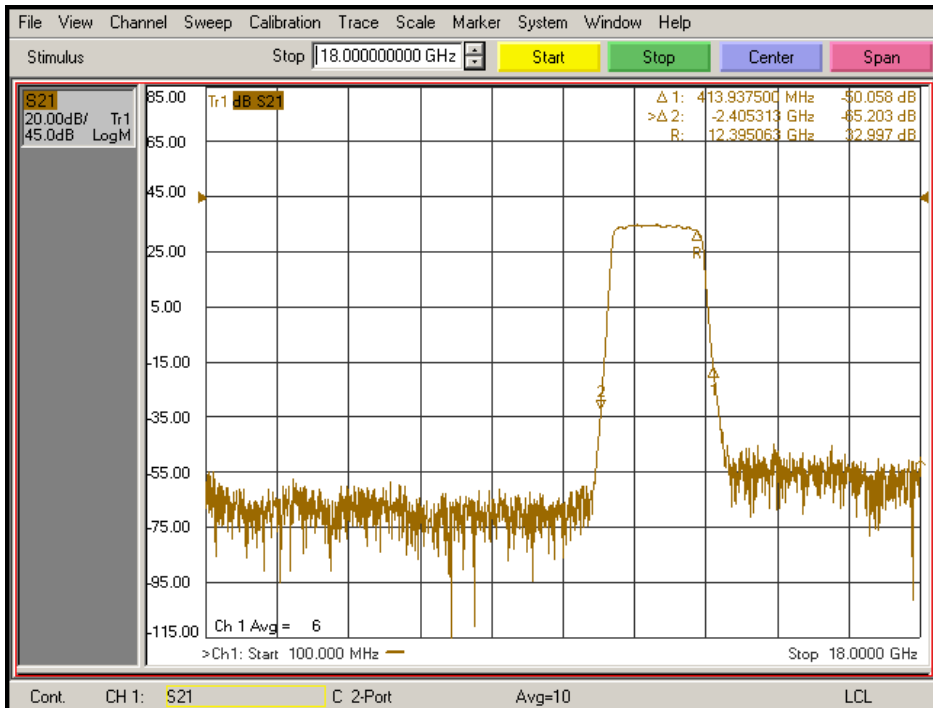
**SUMMARY TEST DATA
ON
6SFB-CC-100M18G-MAH-RX-TX**

PL19622/1629

TX Ch5 Path Narrow Band



TX Ch5 Path Broadband



7311-F Grove Road Frederick, MD 21704 USA Phone: (301)662-5019 Fax: (301)662-1731
 Email: sales@pmi-rf.com