



**SUMMARY TEST DATA
ON
PE2-34-2G18G-3R5-20-SFF-VVG-DD**

PL19909/1637

Customer: _____	Tested By: <u>Simon K.</u>
SO No: _____	Temperature: <u>+25°C</u>
Model No: <u>PE2-34-2G18G-3R5-20-SFF-VVG-DD</u>	Date: <u>09/15/16</u>
Serial No: <u>PL19909/1637</u>	Drawing No: <u>27629695</u> Rev: <u>A1</u>

TEST. ITEM NO	PARAMETERS	SPECIFIED VALUE	TEST RESULTS	QA QC
1	Frequency Range:	5.5 to 18.0 GHz (Specified) 2.0 to 18.0 GHz (Operating)	5.5 to 18.0 GHz (Specified) 2.0 to 18.0 GHz (Operating)	
2	*Linear Gain:	30dB Min.	39.66 dB	
3	*Gain Flatness:	±1.0dB Goal, ±1.5dB Max	± 0.89 dB (See Plot)	
4	*Noise Figure:	3.0dB Goal, 3.7dB Max, 4.0dB Typ. @ 2GHz	3.4 dB (See Plot)	
5	*OP1dB:	+10dBm Min	> +10dBm	
6	VSWR Input/Output:	2.0:1 Max	1.74 :1	
7	Gain Control:	20dB Min.	> 20dB	
8	Control Voltage:	0 to 1.5VDC, 2VDC Max	Pass	
9	Diode Detector Sensitivity:	0.5mV/mW Typ	< 0.5mV/mW (See Plot)	
10	Power Supply:	+12 to +15VDC @ 280mA Nominal	215 mA	

*At 0dB Attenuation

QA/QC Approval: _____ Date: _____

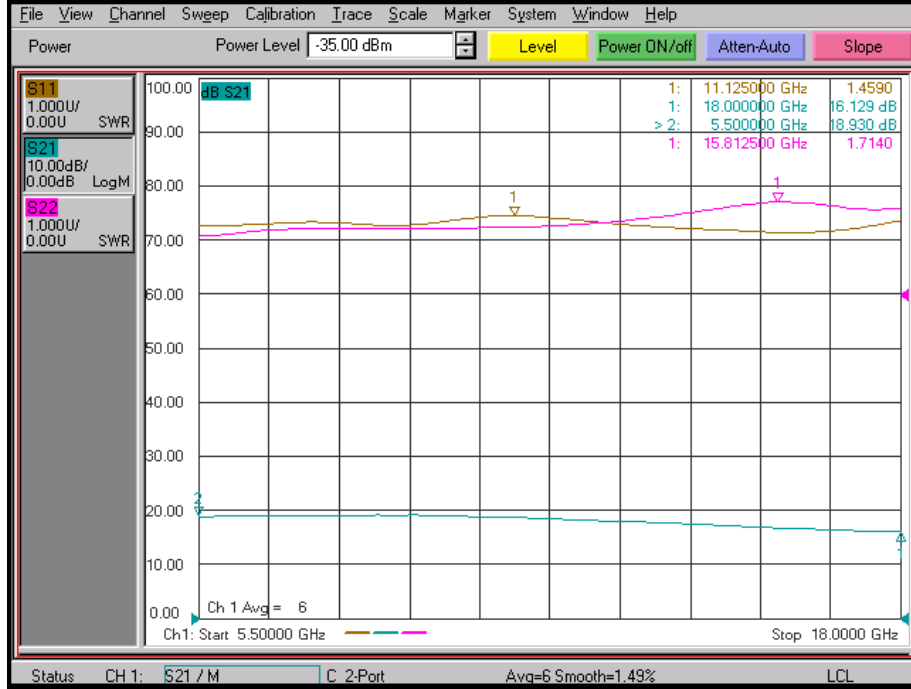
7311-F Grove Road Frederick, MD 21704 USA Phone: (301)662-5019 Fax: (301)662-1731
Email: sales@pmi-rf.com



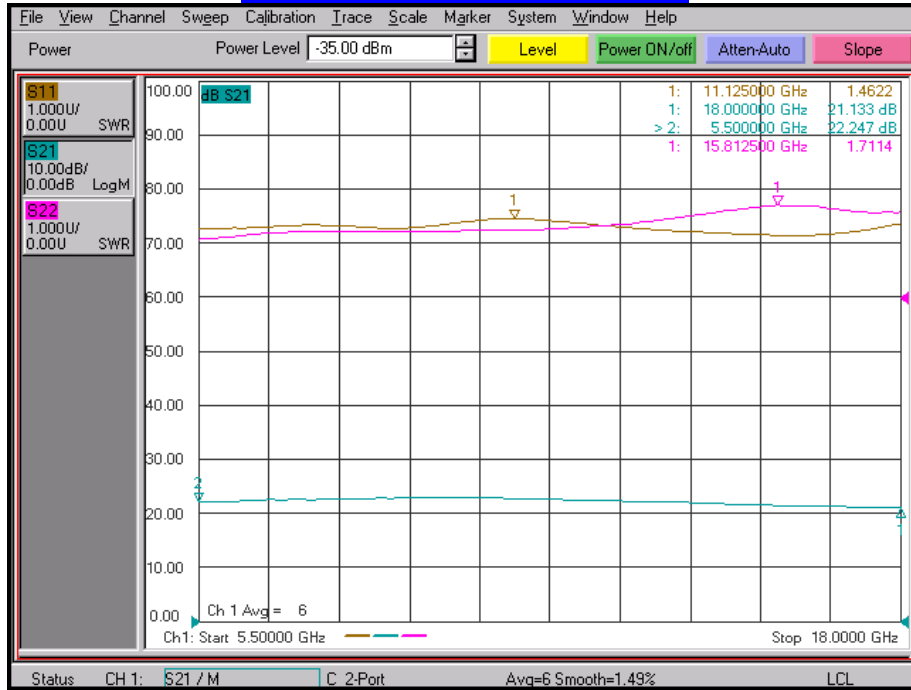
**SUMMARY TEST DATA
ON
PE2-34-2G18G-3R5-20-SFF-VVG-DD**

PL19909/1637

Gain, Flatness, VSWR @ 0V
(Full Attenuation)



Gain, Flatness, VSWR @ 0.5V

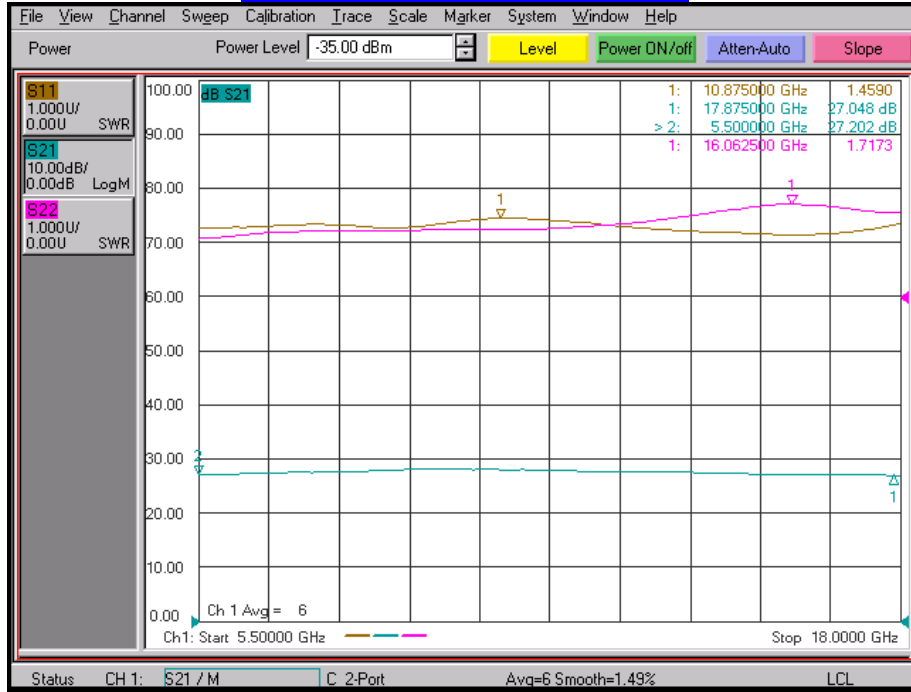




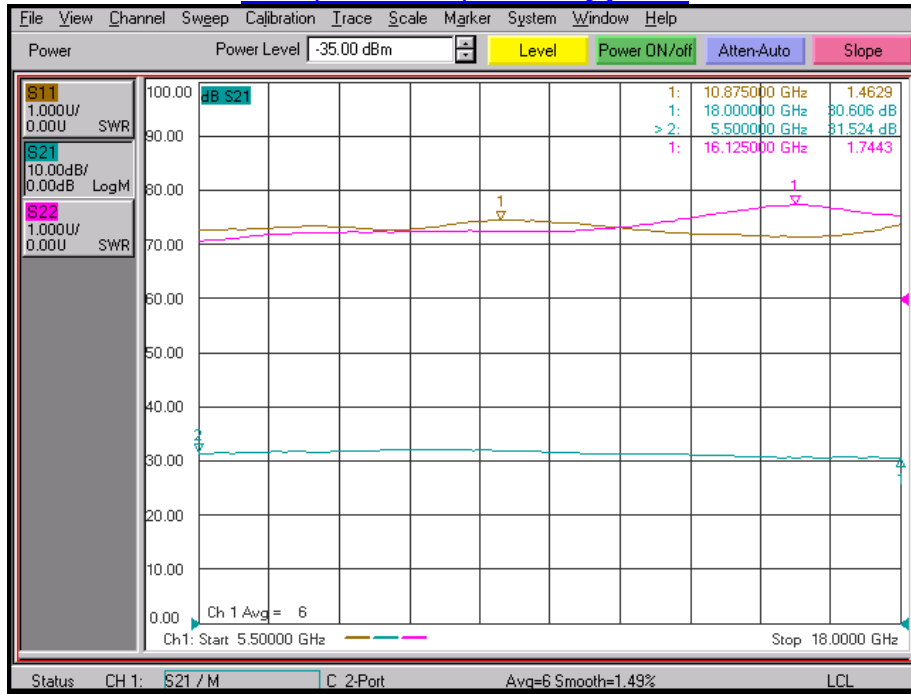
**SUMMARY TEST DATA
ON
PE2-34-2G18G-3R5-20-SFF-VVG-DD**

PL19909/1637

Gain, Flatness, VSWR @ 1.0V



Gain, Flatness, VSWR @ 1.5V

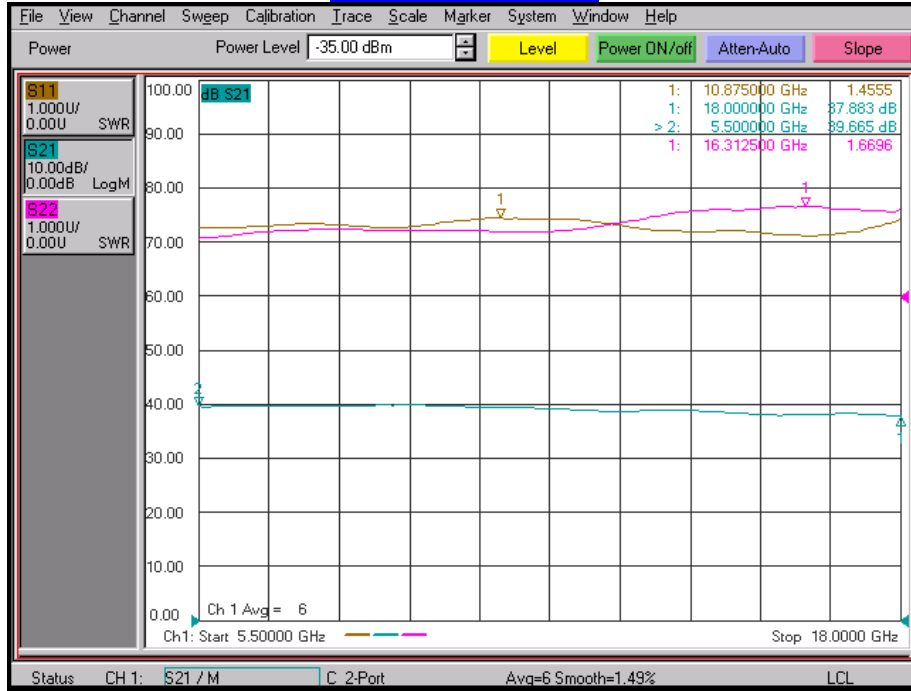




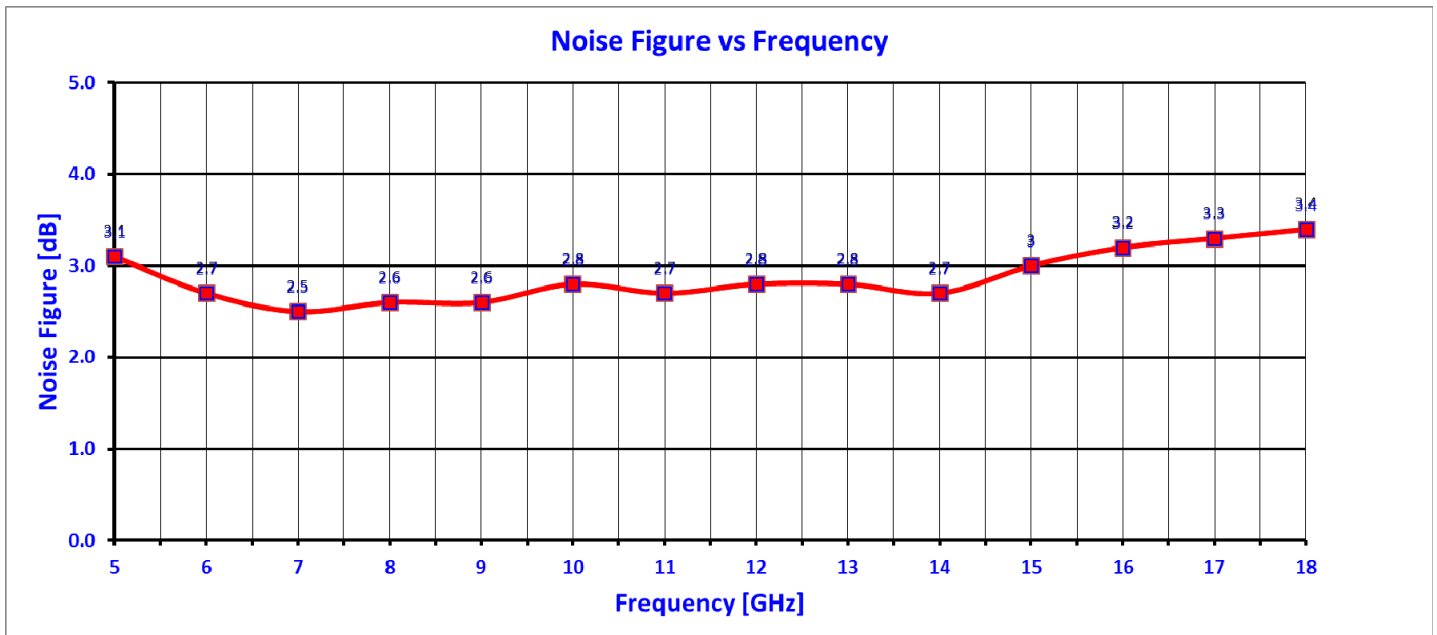
**SUMMARY TEST DATA
ON
PE2-34-2G18G-3R5-20-SFF-VVG-DD**

PL19909/1637

Gain, Flatness, VSWR @ 2.0V
(0dB Attenuation)



Noise Figure Plot





**SUMMARY TEST DATA
ON
PE2-34-2G18G-3R5-20-SFF-VVG-DD**

PL19909/1637

Diode Detector Graph

