



**SUMMARY TEST DATA
ON
P2T-1G1R1G-25-R-SFF-100W-SM**

PL20286/1649

Customer: _____	Tested By: <u>H. Gonzales / S. Palacio</u>
SO No: <u>SO16-173-S-PE</u>	Temperature: <u>+25°C</u>
Model No: <u>P2T-1G1R1G-25-R-SFF-100W-SM</u>	Date: <u>12/09/16</u>
Serial No: <u>PL20286/1649</u>	Drawing No: <u>27630203</u> Rev: <u>A1</u>

TEST. ITEM NO	PARAMETERS	SPECIFIED VALUE	TEST RESULTS	QA QC
1	Frequency Range:	1.0 to 1.1 GHz	1.0 to 1.1 GHz See Plot	
2	Power:	5 kW Peak	5 kW	
3	Average Power:	100 W	100 W See Typical Characteristics	
4	Insertion Loss:	0.8 dB Max	0.36dB See Plot	
5	Isolation:	25 dB Min	40.59dB See Plot	
6	VSWR:	1.5:1	1.2:1 See Plot	
7	Rise Time:	275 ns Typ From 10% to 90% RF	190ns See Typical Characteristics	
8	Duty Cycle:	1%	1%	
9	Pulse Width:	32 μs	32 μs	
10	PRF:	600 Hz	600 Hz	
11	Switching Speed:	250 ns Typ (50% TTL to 10%/90% RF)	310ns See Typical Characteristics	
12	Switching Rate:	2 kHz	2 kHz	
13	Power Supply:	+50V @ 50 mA +5V @ 200 mA	+50V @ 10mA +5V @ 128mA	
14	Control Table:	Logic Table		Pass
		TTL	State	
		"0"	J1 – J3	
		"1"	J1 – J2	

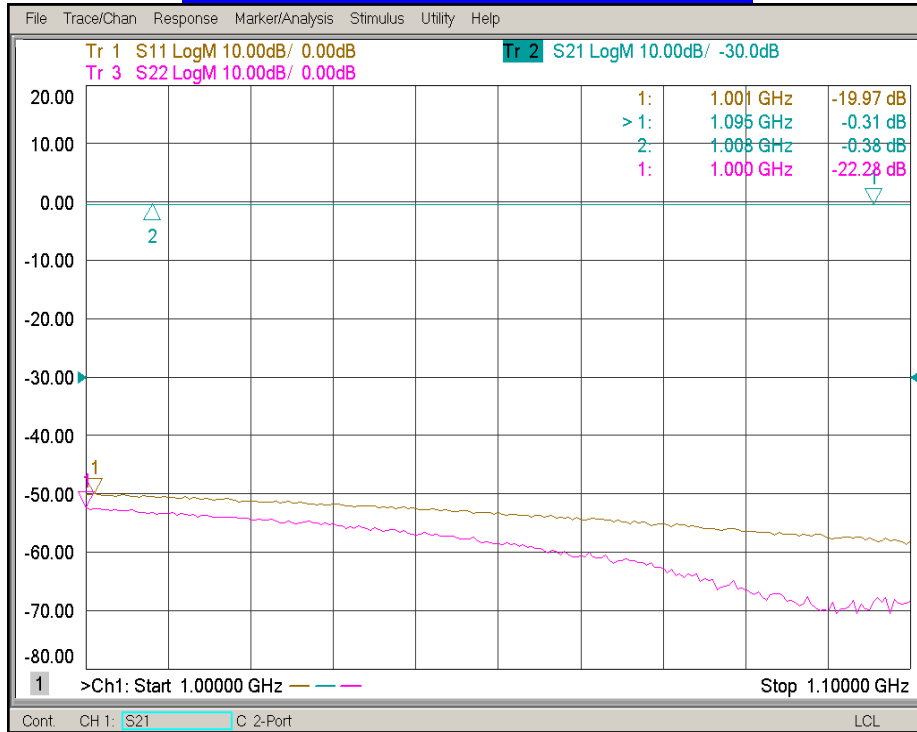
QA/QC Approval: _____ Date: _____



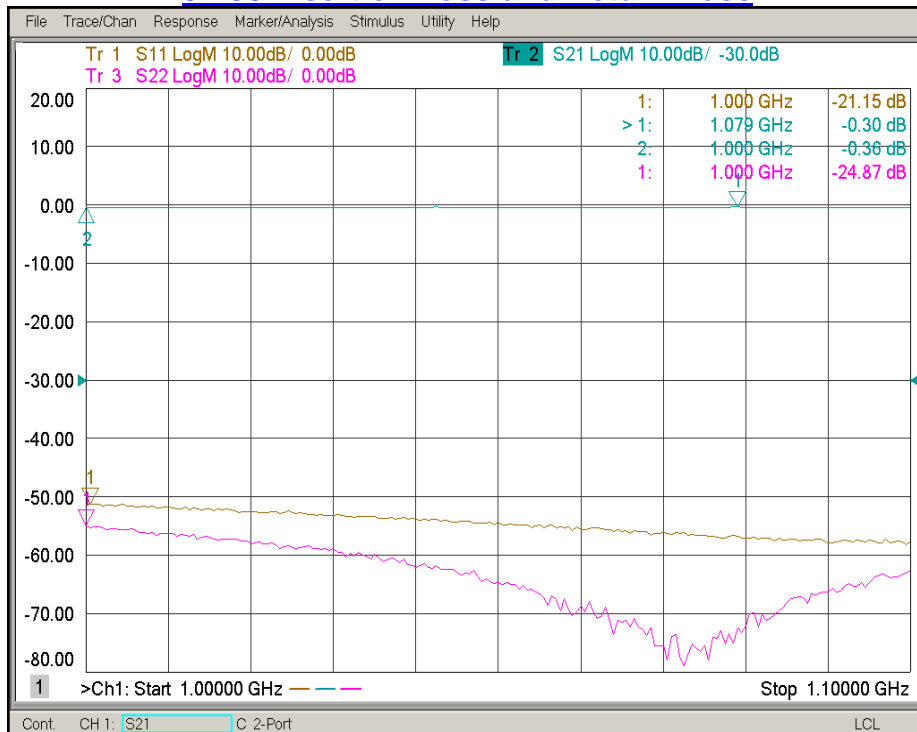
**SUMMARY TEST DATA
ON
P2T-1G1R1G-25-R-SFF-100W-SM**

PL20286/1649

J1-J2 Insertion Loss and Return Loss



J1-J3 Insertion Loss and Return Loss

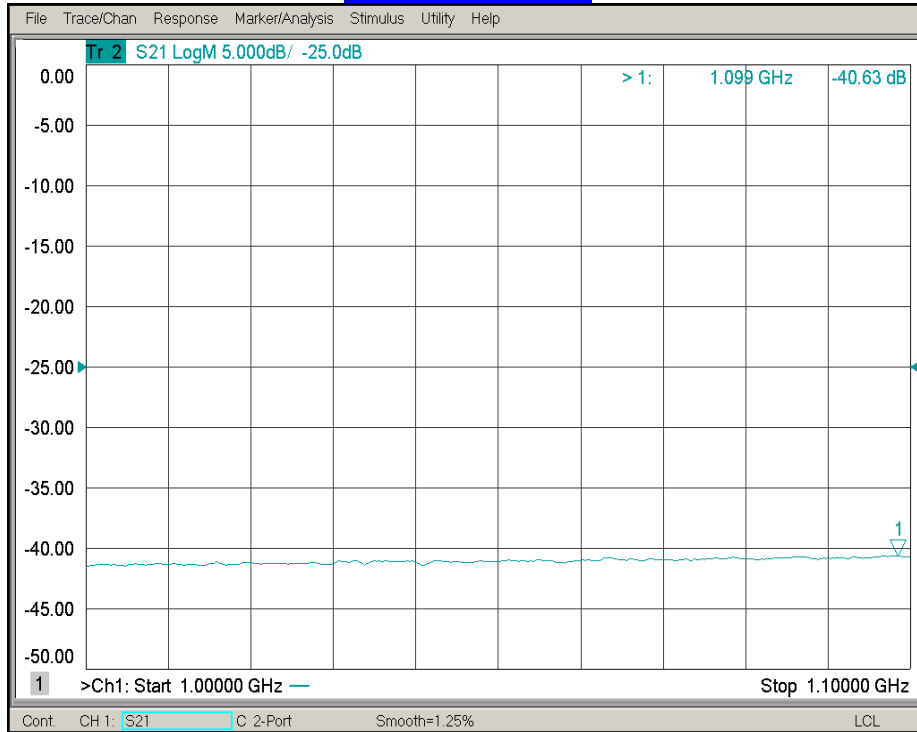




**SUMMARY TEST DATA
ON
P2T-1G1R1G-25-R-SFF-100W-SM**

PL20286/1649

J1 – J2 Isolation



J1 – J3 Isolation

