



**SUMMARY TEST DATA
ON
6SFB-CC-100M18G-MAH-RX-TX**

PL20383/1702

| | |
|---|--|
| Customer: _____ | Tested By: <u>H. Gonzales</u> |
| SO No: _____ | Temperature: <u>+25°C</u> |
| Model No: <u>6SFB-CC-100M18G-MAH-RX-TX</u> | Date: <u>3/17/17</u> |
| Serial No: <u>PL20383/1702</u> | Drawing No: <u>27624332</u> Rev: <u>A1</u> |

| TEST ITEM NO: | PARAMETERS | SPECIFIED VALUE | MEASURED VALUE | REMARKS QA/QC |
|---------------|---------------------------------------|-----------------------------|----------------------------|---------------|
| 1 | J1 Input Frequency (RF RX Input) | 100MHz-18.0GHz | 100MHz-18.0GHz See Plot | PMI QA 2 |
| 2 | J1 Input Power Level | -80dBm to -10dBm Typical | -80dBm to -10dBm | |
| 3 | J5 Input Frequency (RF TX Input) | 100MHz-18.0GHz | 100MHz-18.0GHz See Plot | |
| 4 | J5 Input Power Level | -20dBm to -15dBm Typical | -20dBm to -15dBm | |
| 5 | J7 Input Frequency (RF BIT RX Input) | 100MHz-18.0GHz | 100MHz-18.0GHz See Plot | |
| 6 | J7 Input Power Level | -20dBm to -15dBm Typical | -20dBm to -15dBm | |
| 7 | J2 Output Frequency (RF RX Output) | 100MHz-18.0GHz | 100MHz-18.0GHz See Plot | |
| 8 | J2 Output Power Level | -62dBm to +8dBm Typical | -60dBm to +15dBm | |
| 9 | J6 Output Frequency (RF TX Output) | 100MHz-18.0GHz | 100MHz-18.0GHz See Plot | |
| 10 | J6 Output Power Level | 0dBm to +10dBm Typical | +7dBm to +14dBm | |
| 11 | J1 RX Path Gain | 18dB Typical | 20dB to 29dB | |
| 12 | J7 RX BIT Path Insertion Loss | 10dB Typical | -3dB to -8dB | |
| 13 | (J1 to J2) to (J7 to J2) RX Isolation | 100dB Typical | 116.51dB See Plot | |
| 14 | J5 TX Path Gain | 32dB Typical | 33dB to 40dB | |
| 15 | VSWR Over 90% Passband | 2 : 1 Maximum | 2:1 See Plots | PMI QA 2 |

7311-F Grove Road Frederick, MD 21704 USA Phone: (301)662-5019 Fax: (301)662-1731
Email: sales@pmi-rf.com



**SUMMARY TEST DATA
ON
6SFB-CC-100M18G-MAH-RX-TX**

PL20383/1702

| | | | | |
|----|----------------------------|---|---------------------------------|-------------|
| 16 | Switching Speed | 100ns Typical | 75.0ns See Plots | PMI QA 2 |
| 17 | Thru Channel Passband | 100MHz-18.0GHz | 100MHz- 18.0GHz See Plots | |
| 18 | Channel 1 Center Frequency | 3400MHz | 3400MHz | |
| 19 | Channel 1 3dB Bandwidth | 2000MHz | 2000MHz | |
| 20 | Channel 1 RX Rejection | -40dBc Typical, -30dBc Minimum 100MHz-2.0GHz, | -49.8dBc See Plot | |
| | | -40dBc Typical, -30dBc Minimum 4.8GHz-18.0GHz | -50.9dBc See Plot | |
| 21 | Channel 1 TX Rejection | -40dBc Typical, -30dBc Minimum 100MHz-2.0GHz, | -46dBc See Plot | |
| | | -40dBc Typical, -30dBc Minimum 4.8GHz-18.0GHz | -47dBc See Plot | |
| 22 | Channel 2 Center Frequency | 5400MHz | 5400MHz | |
| 23 | Channel 2 3dB Bandwidth | 2000MHz | 2000MHz | |
| 24 | Channel 2 RX Rejection | -40dBc Typical, -30dBc Minimum 100MHz-4.0GHz, | -44.2dBc See Plot | |
| | | -40dBc Typical, -30dBc Minimum 6.8GHz-18.0GHz | -29.4dBc See Plot | |
| 25 | Channel 2 TX Rejection | -40dBc Typical, -30dBc Minimum 100MHz-4.0GHz, | -31dBc See Plot | |
| | | -40dBc Typical, -30dBc Minimum 6.8GHz-18.0GHz | -32dBc See Plot | |
| 26 | Channel 3 Center Frequency | 7400MHz | 7400MHz | |
| 27 | Channel 3 3dB Bandwidth | 2000MHz | 2000MHz | |
| 28 | Channel 3 RX Rejection | -40dBc Typical, -30dBc Minimum 100MHz-6.0GHz, | -66.2dBc See Plot | PMI QA 2 |
| | | -40dBc Typical, -30dBc Minimum 8.8GHz-18.0GHz | -28.5dBc See Plot | |

7311-F Grove Road Frederick, MD 21704 USA Phone: (301)662-5019 Fax: (301)662-1731
Email: sales@pmi-rf.com



**SUMMARY TEST DATA
ON
6SFB-CC-100M18G-MAH-RX-TX**

PL20383/1702

| | | | | |
|----|----------------------------|--|--|-------------|
| 29 | Channel 3 TX Rejection | -40dBc Typical, -30dBc Minimum 100MHz-6.0GHz, -40dBc Typical, -30dBc Minimum 8.8GHz-18.0GHz | -30.2dBc See Plot -29.6dBc See Plot | PMI QA 2 |
| 30 | Channel 4 Center Frequency | 9400MHz | 9400MHz | |
| 31 | Channel 4 3dB Bandwidth | 2000MHz | 2000MHz | |
| 32 | Channel 4 RX Rejection | -40dBc Typical, -30dBc Minimum 100MHz-8.0GHz, -40dBc Typical, -30dBc Minimum 10.8GHz-18.0GHz | -33dBc See Plot -37dBc See Plot | |
| 33 | Channel 4 TX Rejection | -40dBc Typical, -30dBc Minimum 100MHz-8.0GHz, -40dBc Typical, -30dBc Minimum 10.8GHz-18.0GHz | -29dBc See Plot -29.3dBc See Plot | |
| 34 | Channel 5 Center Frequency | 11400MHz | 11400MHz | |
| 35 | Channel 5 3dB Bandwidth | 2000MHz | 2000MHz | |
| 36 | Channel 5 RX Rejection | -40dBc Typical, -30dBc Minimum 100MHz-10.0GHz, -40dBc Typical, -30dBc Minimum 12.8GHz-18.0GHz | -76dBc See Plot -44.3dBc See Plot | |
| 37 | Channel 5 TX Rejection | -40dBc Typical, -30dBc Minimum 100MHz-10.0GHz, -40dBc Typical, -30dBc Minimum 12.8GHz-18.0GHz | -70.2dBc See Plot -42.5dBc See Plot | |
| 38 | Control Logic | TTL '0': 0V to 0.8V TTL '1': 2V to 5V | Pass | PMI QA 2 |



**SUMMARY TEST DATA
ON
6SFB-CC-100M18G-MAH-RX-TX**

PL20383/1702

QA/QC Approval: *[Signature]*

PMI
QA 2

Date: *4/3/17*

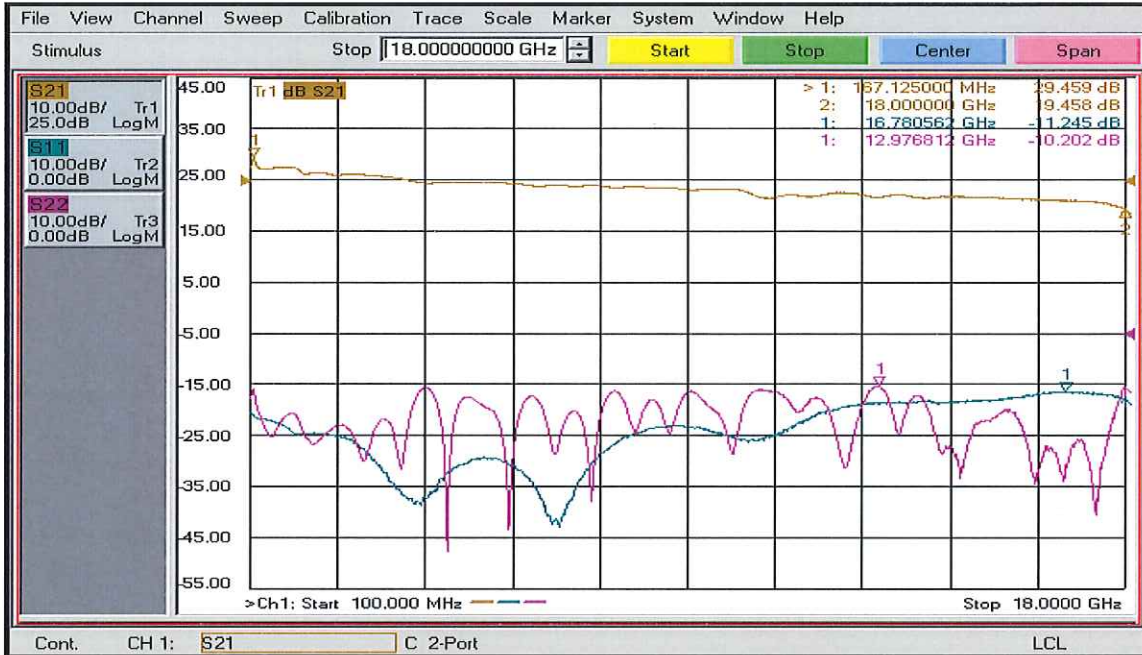
| | | | | |
|----|----------------|---|--|--|
| 39 | Power Supplies | +12V @ 600mA Max +5V @ 550mA Max -12V @ 300mA Max | +12V @ 404mA +5V @ 98mA -12V @ 145mA | |
|----|----------------|---|--|--|



**SUMMARY TEST DATA
ON
6SFB-CC-100M18G-MAH-RX-TX**

PL20383/1702

RX High Gain Thru Path (J1 RX IN)

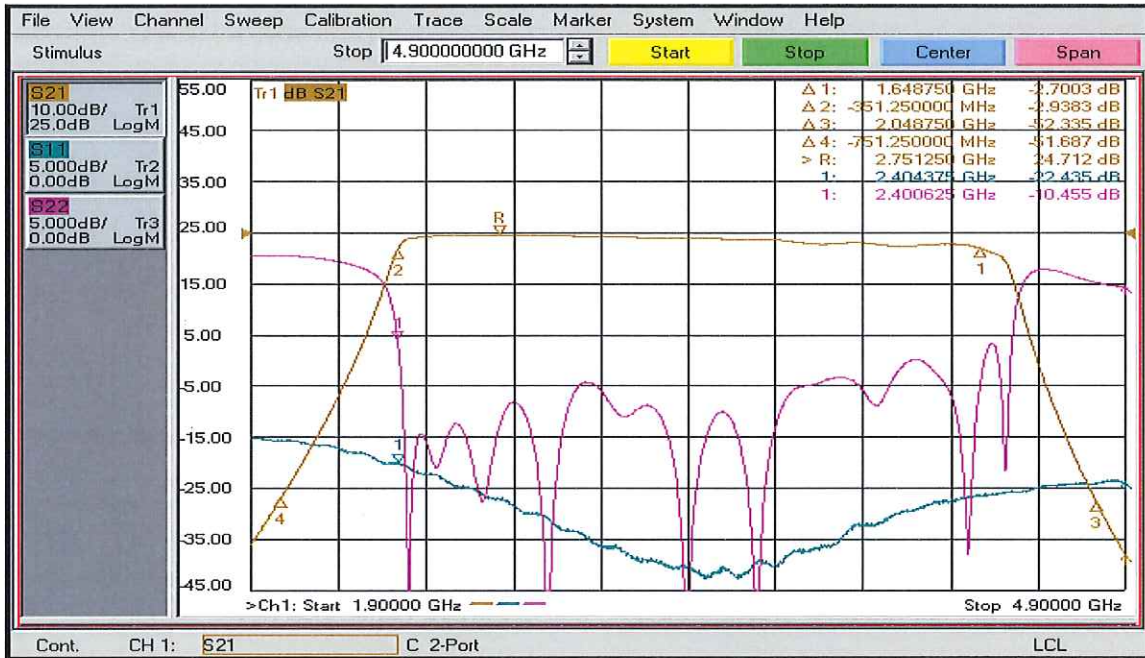




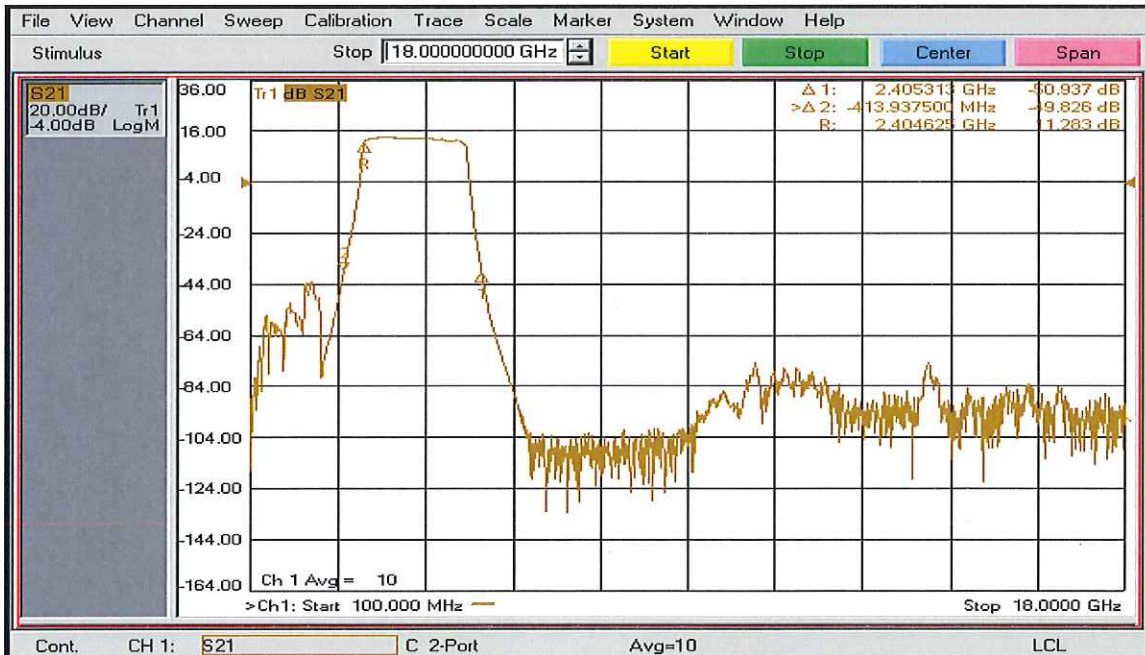
SUMMARY TEST DATA ON 6SFB-CC-100M18G-MAH-RX-TX

PL20383/1702

RX Ch1 High Gain Path Narrow Band (J1 RX IN)



RX Ch1 High Gain Path Broadband (J1 RX IN)

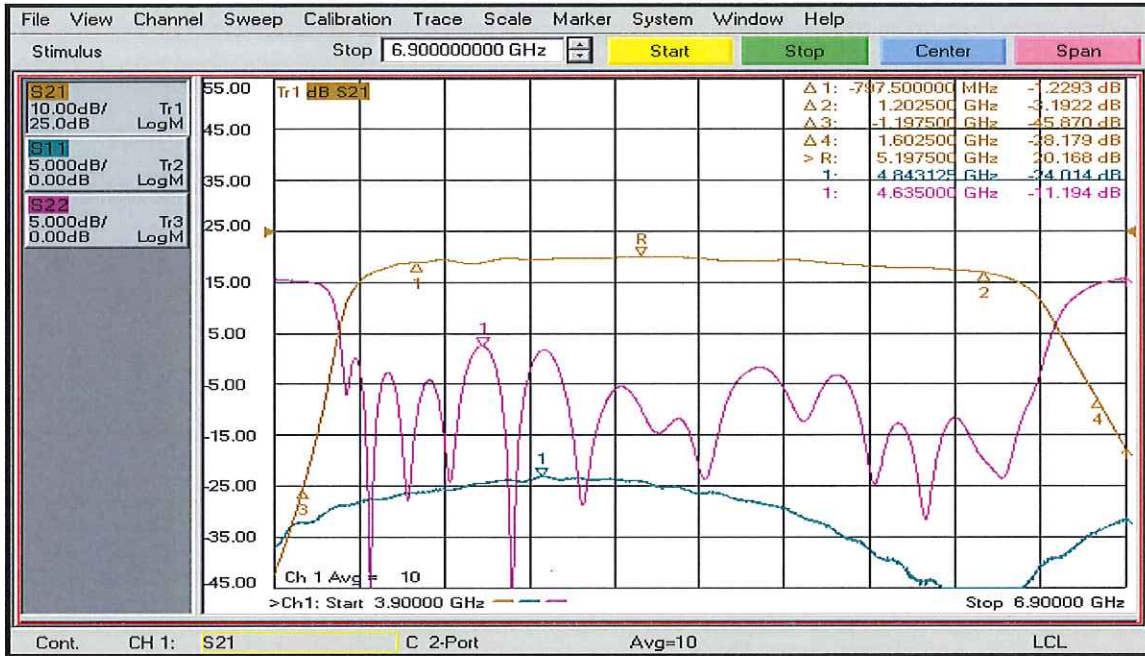




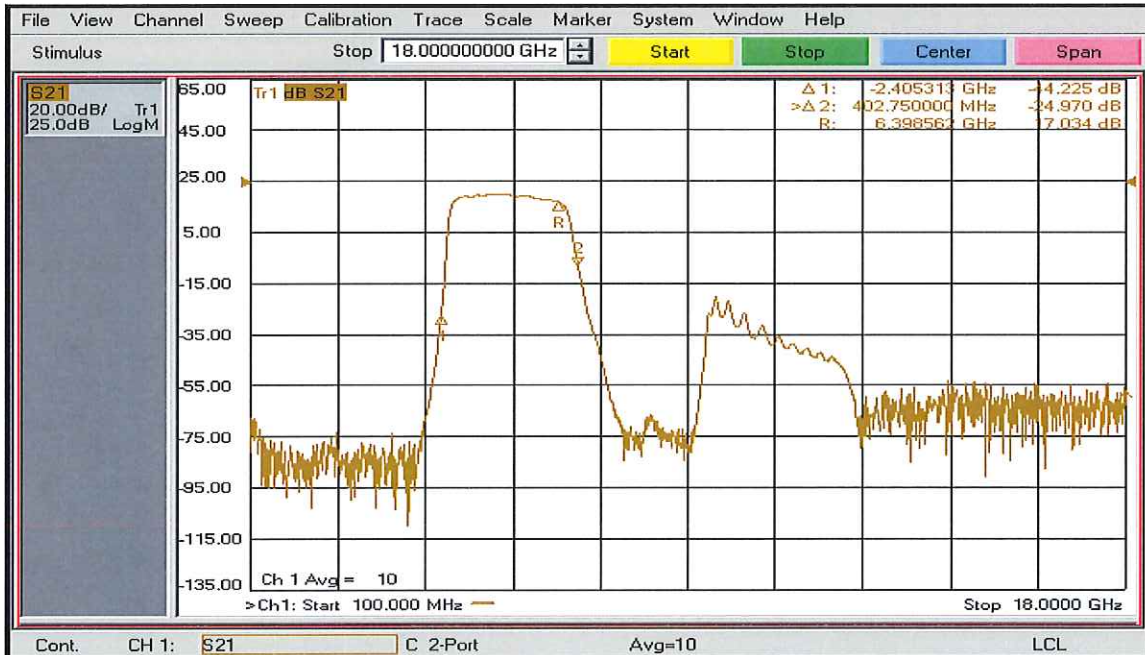
**SUMMARY TEST DATA
ON
6SFB-CC-100M18G-MAH-RX-TX**

PL20383/1702

RX Ch2 High Gain Path Narrow Band (J1 RX IN)



RX Ch2 High Gain Path Broadband (J1 RX IN)

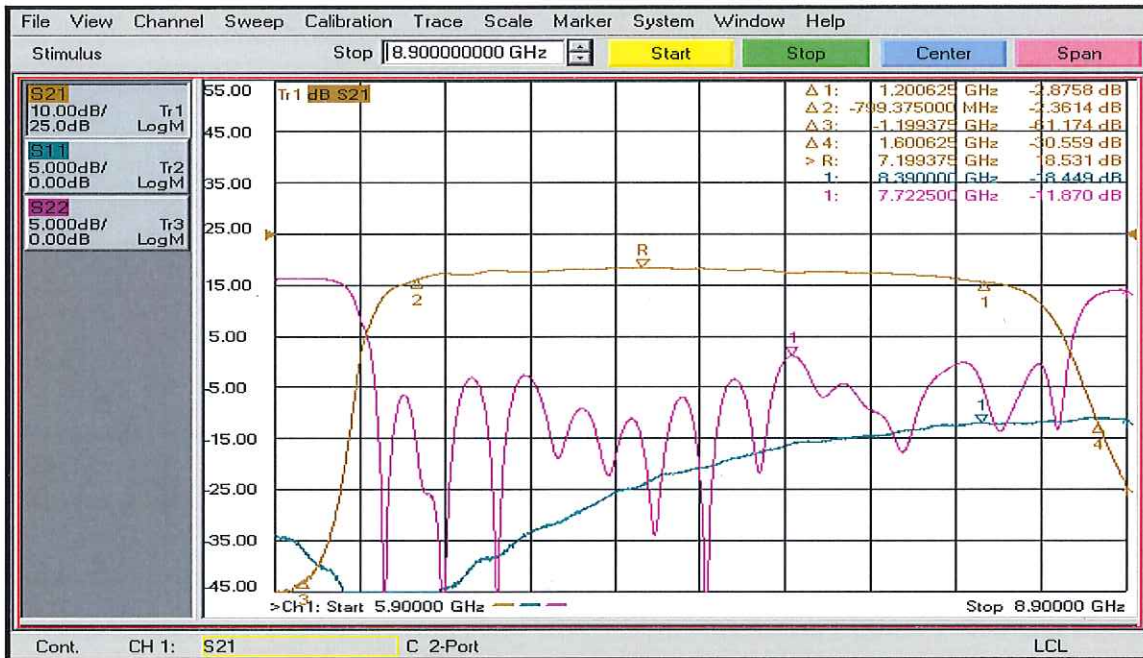




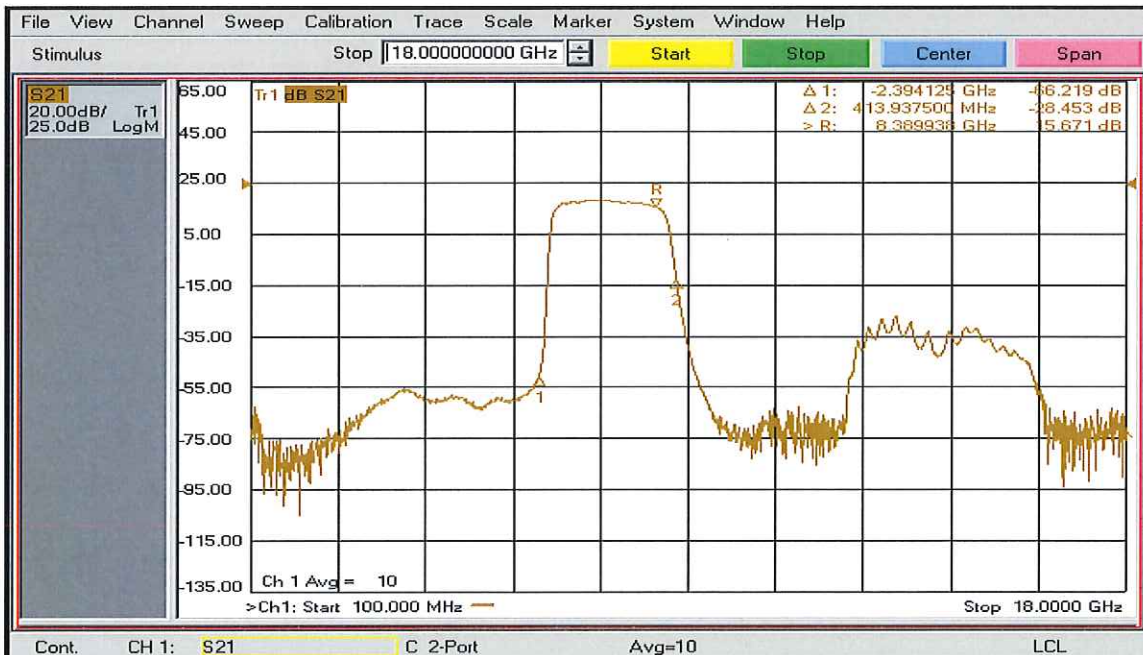
SUMMARY TEST DATA ON 6SFB-CC-100M18G-MAH-RX-TX

PL20383/1702

RX Ch3 High Gain Path Narrow Band (J1 RX IN)



RX Ch3 High Gain Path Broadband (J1 RX IN)

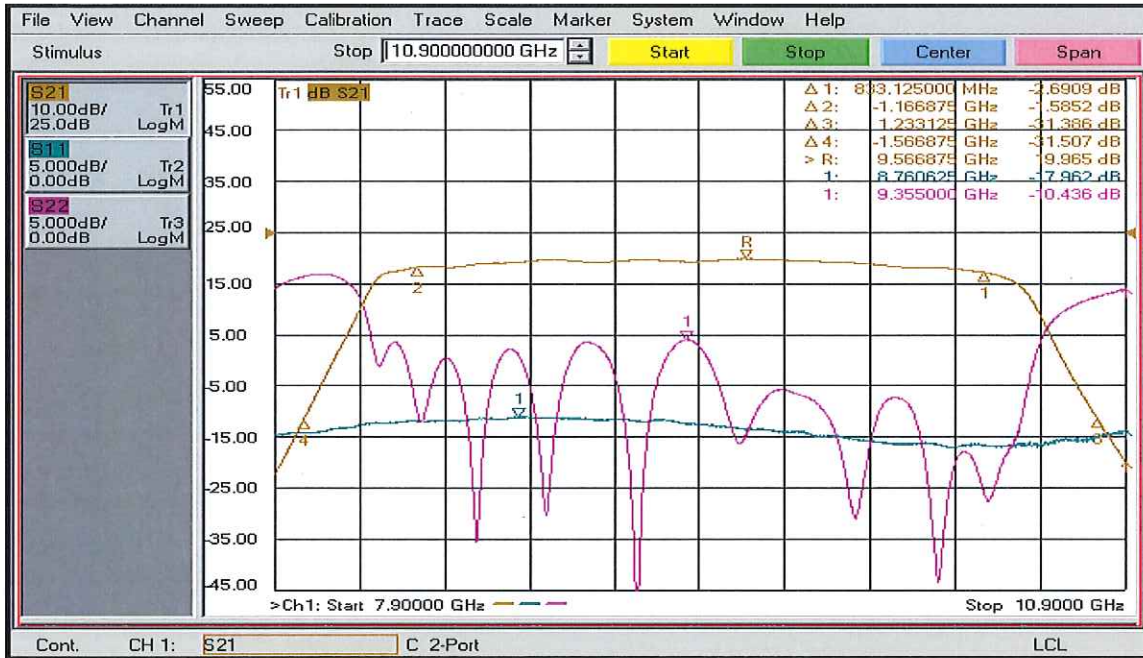




**SUMMARY TEST DATA
ON
6SFB-CC-100M18G-MAH-RX-TX**

PL20383/1702

RX Ch4 High Gain Path Narrow Band (J1 RX IN)



RX Ch4 High Gain Path Broadband (J1 RX IN)

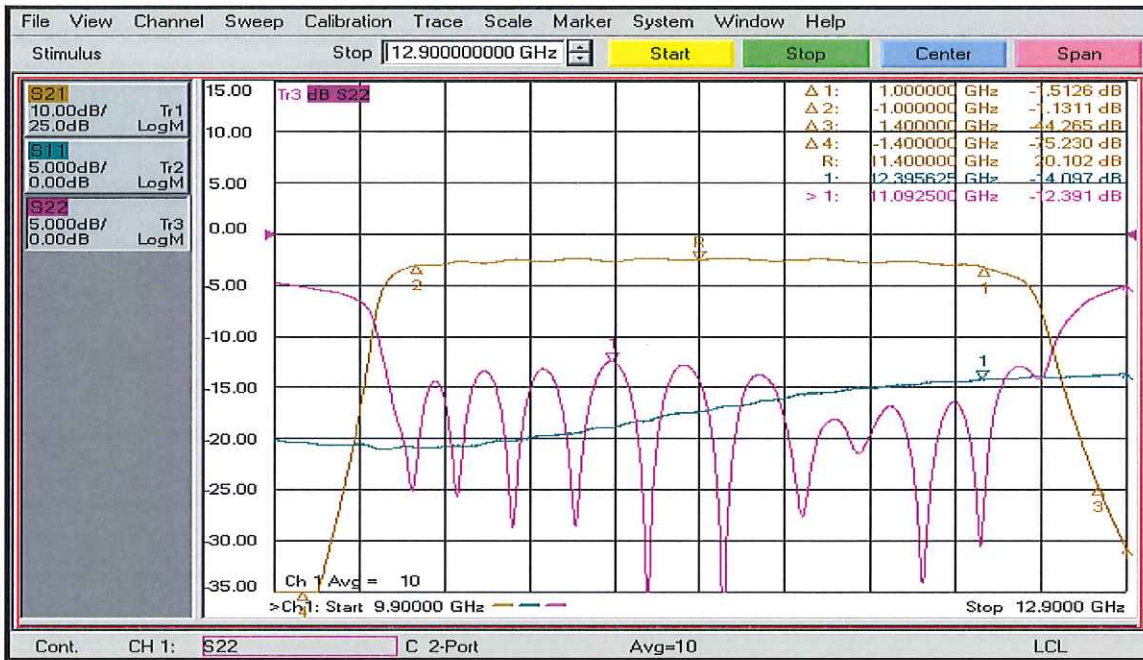




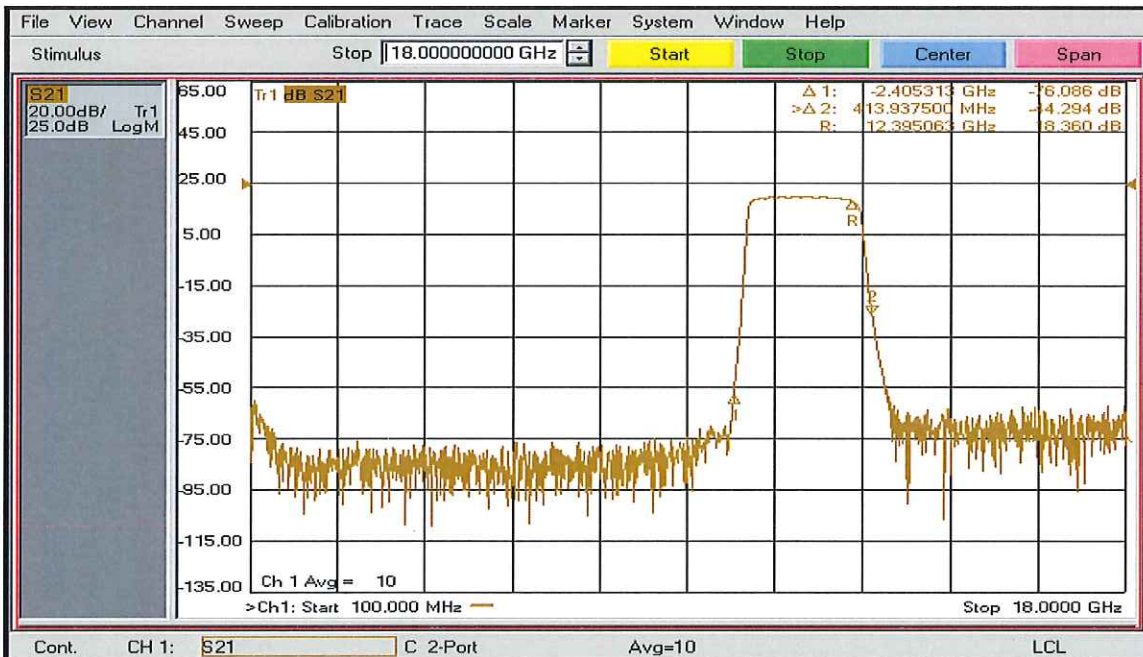
**SUMMARY TEST DATA
ON
6SFB-CC-100M18G-MAH-RX-TX**

PL20383/1702

RX Ch5 High Gain Path Narrow Band (J1 RX IN)



RX Ch5 High Gain Path Broadband (J1 RX IN)





**SUMMARY TEST DATA
ON
6SFB-CC-100M18G-MAH-RX-TX**

PL20383/1702

RX Low Gain Thru Path (J7 RX BIT IN)

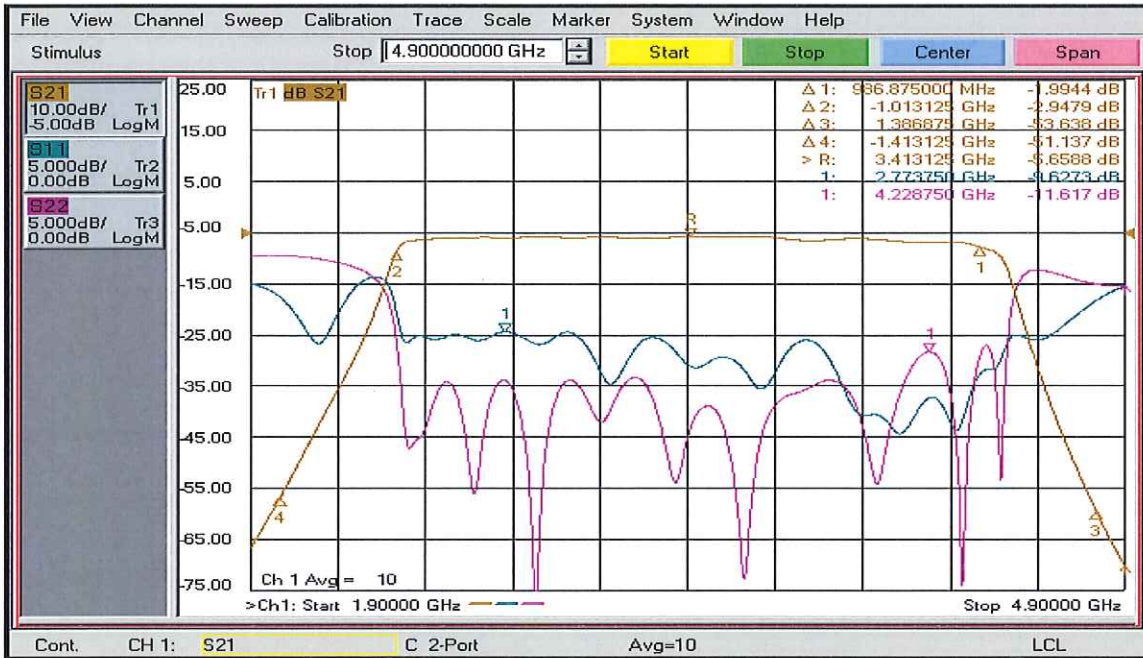




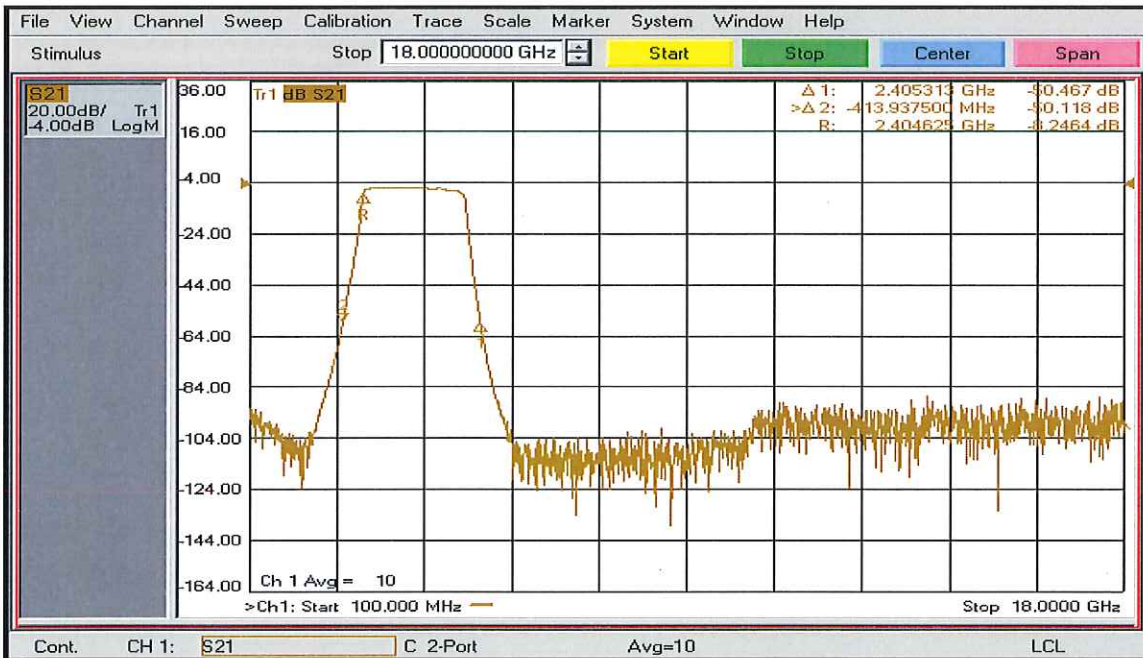
**SUMMARY TEST DATA
ON
6SFB-CC-100M18G-MAH-RX-TX**

PL20383/1702

RX Ch1 Low Gain Path Narrow Band (J7 RX BIT IN)



RX Ch1 Low Gain Path Broadband (J7 RX BIT IN)

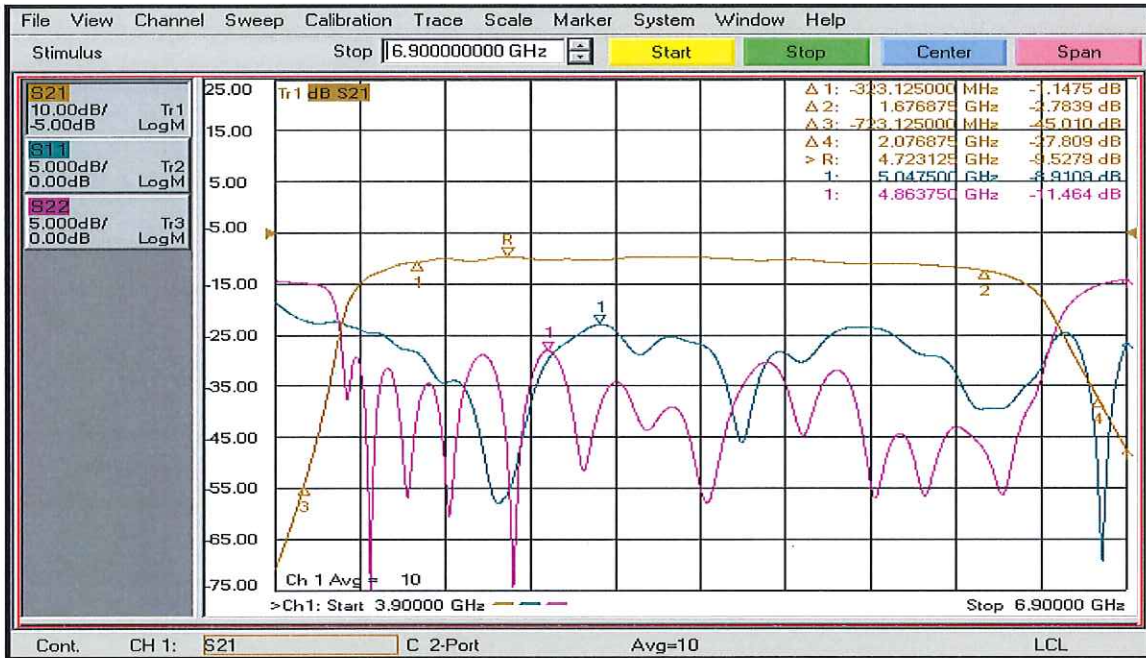




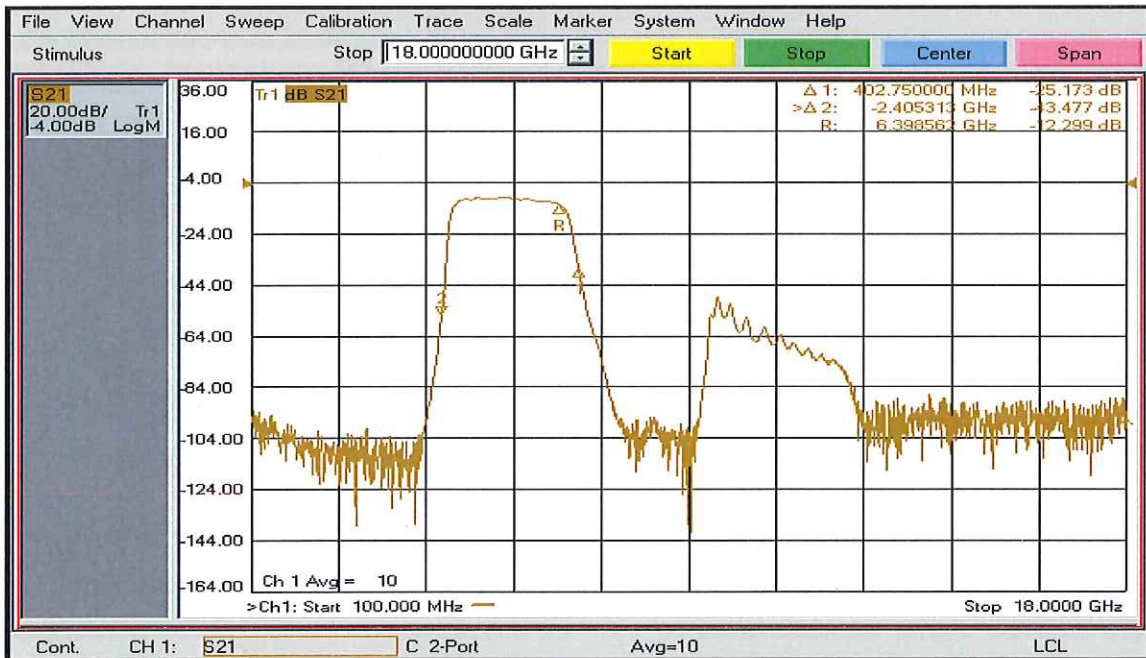
**SUMMARY TEST DATA
ON
6SFB-CC-100M18G-MAH-RX-TX**

PL20383/1702

RX Ch2 Low Gain Path Narrow Band (J7 RX BIT IN)



RX Ch2 Low Gain Path Broadband (J7 RX BIT IN)

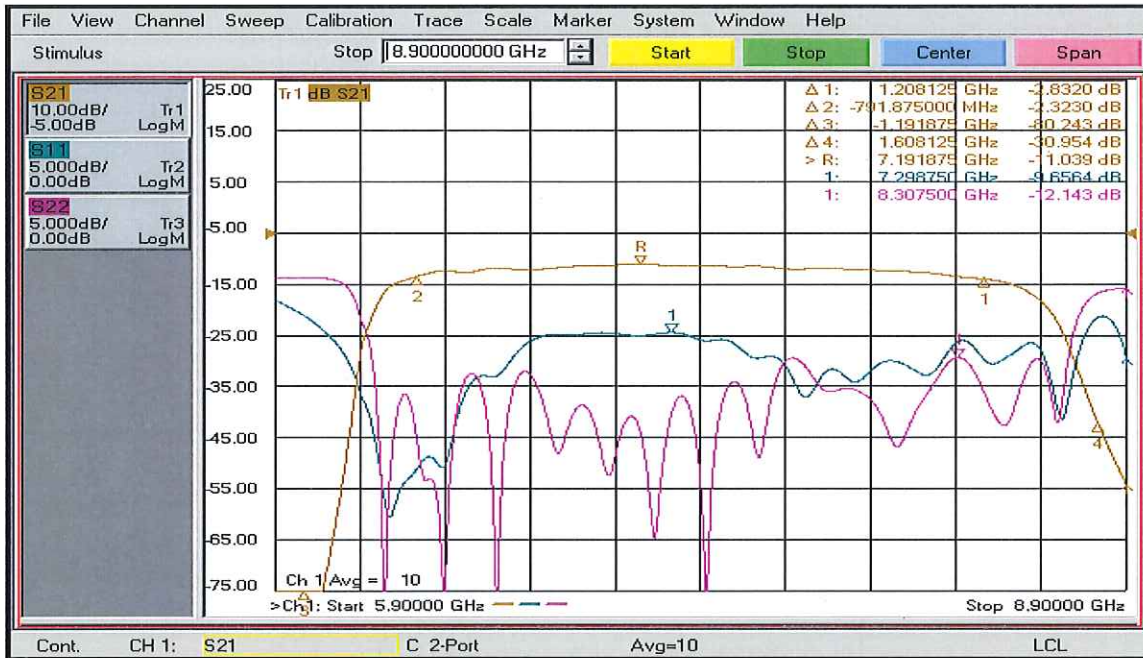




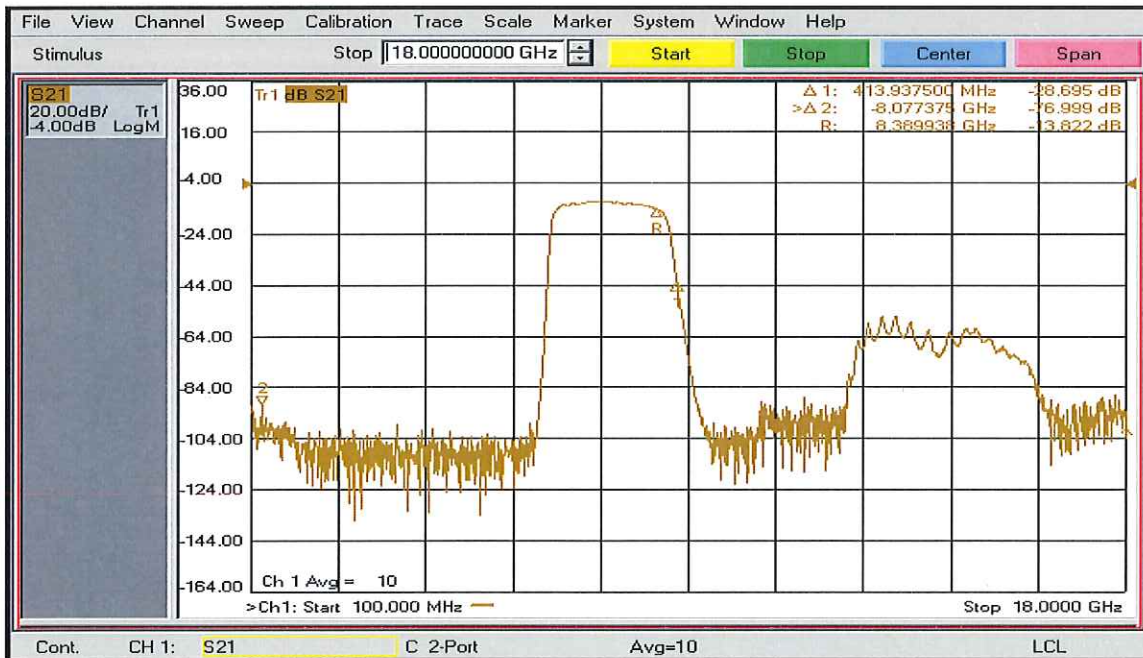
**SUMMARY TEST DATA
ON
6SFB-CC-100M18G-MAH-RX-TX**

PL20383/1702

RX Ch3 Low Gain Path Narrow Band (J7 RX BIT IN)



RX Ch3 Low Gain Path Broadband (J7 RX BIT IN)



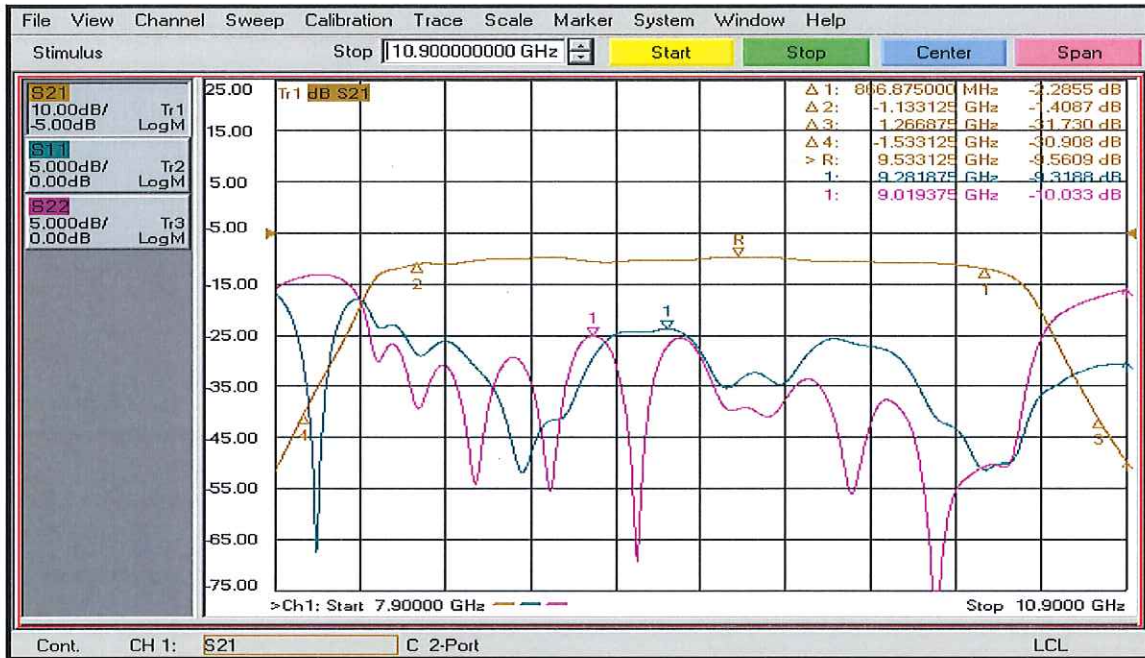
7311-F Grove Road Frederick, MD 21704 USA Phone: (301)662-5019 Fax: (301)662-1731
Email: sales@pmi-rf.com



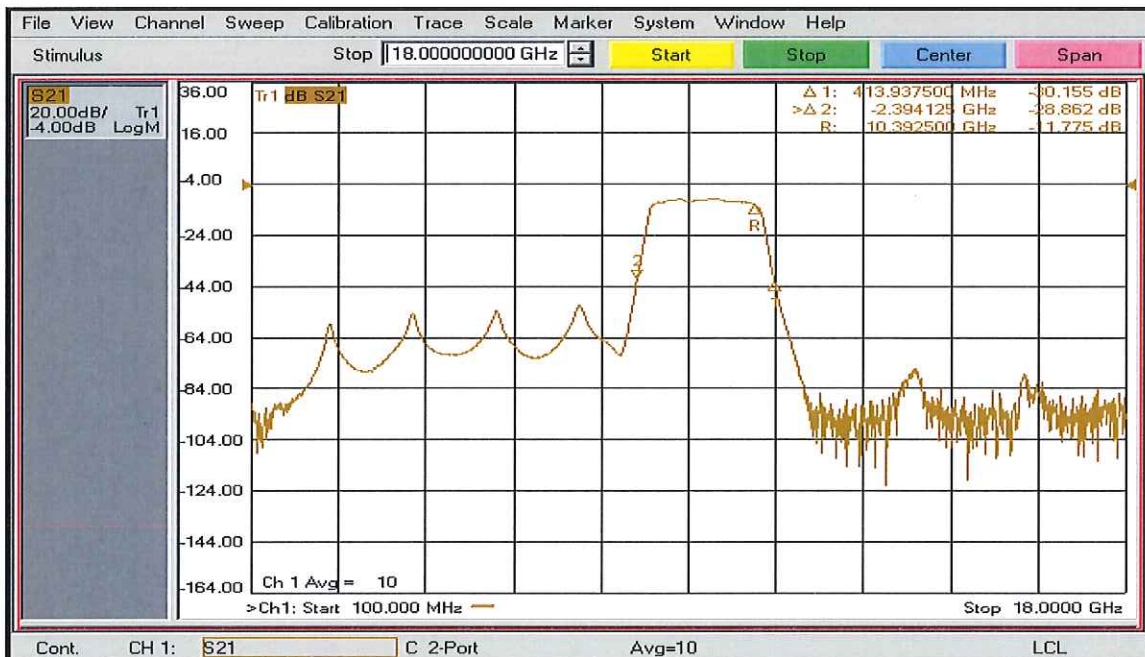
**SUMMARY TEST DATA
ON
6SFB-CC-100M18G-MAH-RX-TX**

PL20383/1702

RX Ch4 Low Gain Path Narrow Band (J7 RX BIT IN)



RX Ch4 Low Gain Path Broadband (J7 RX BIT IN)

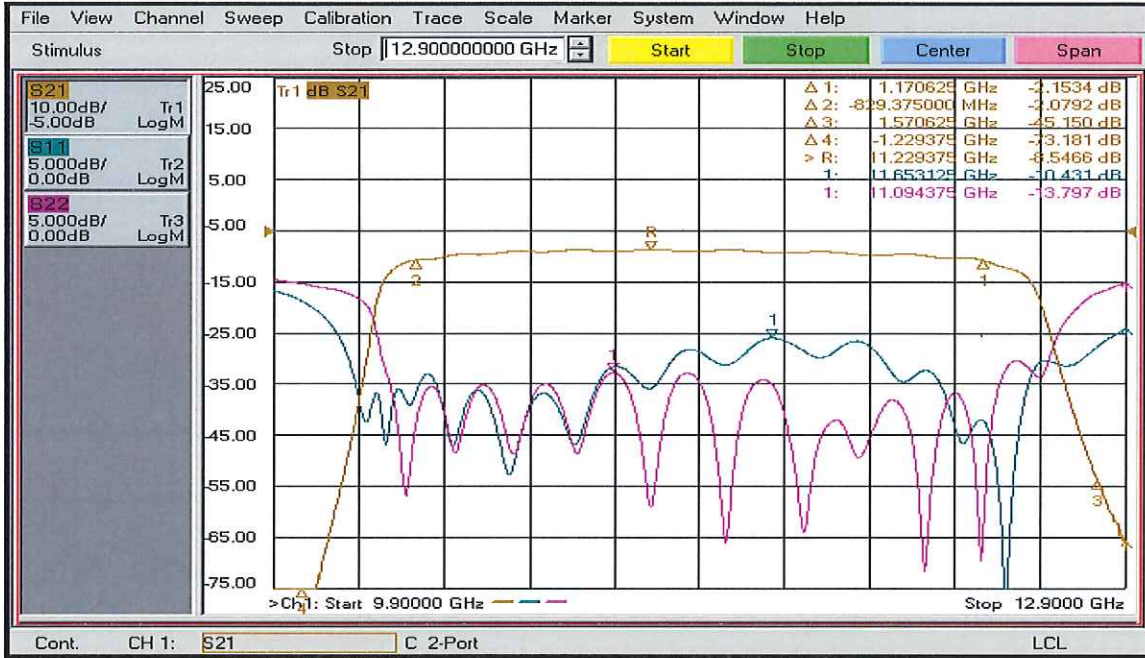




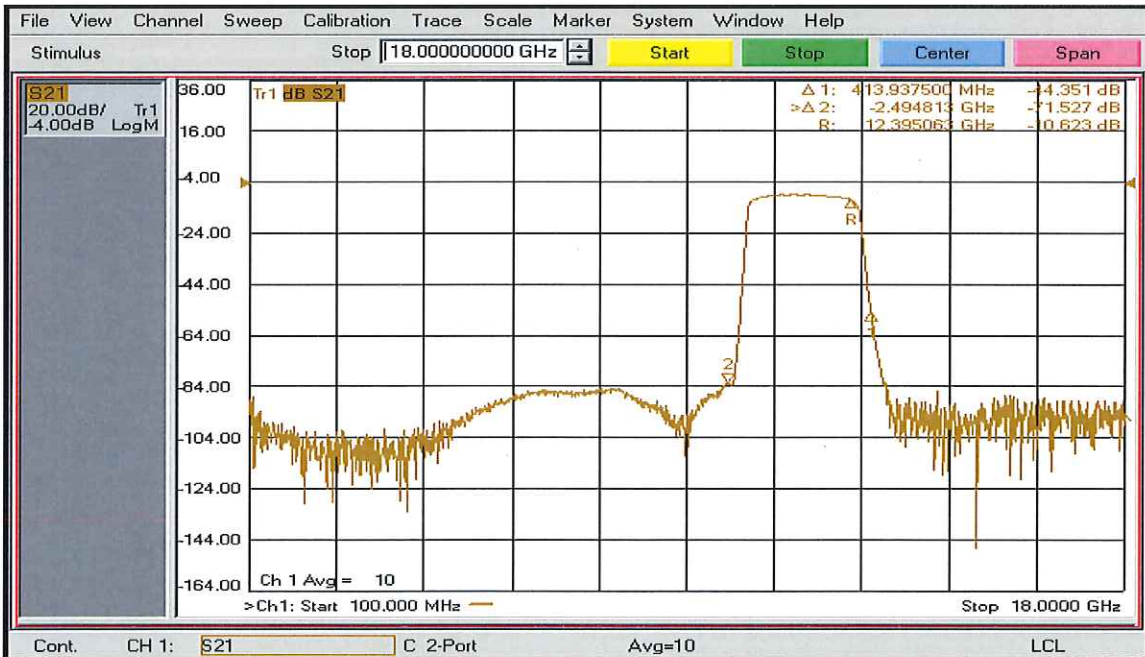
**SUMMARY TEST DATA
ON
6SFB-CC-100M18G-MAH-RX-TX**

PL20383/1702

RX Ch5 Low Gain Path Narrow Band (J7 RX BIT IN)



RX Ch5 Low Gain Path Broadband (J7 RX BIT IN)





**SUMMARY TEST DATA
ON
6SFB-CC-100M18G-MAH-RX-TX**

PL20383/1702

TX Thru Path

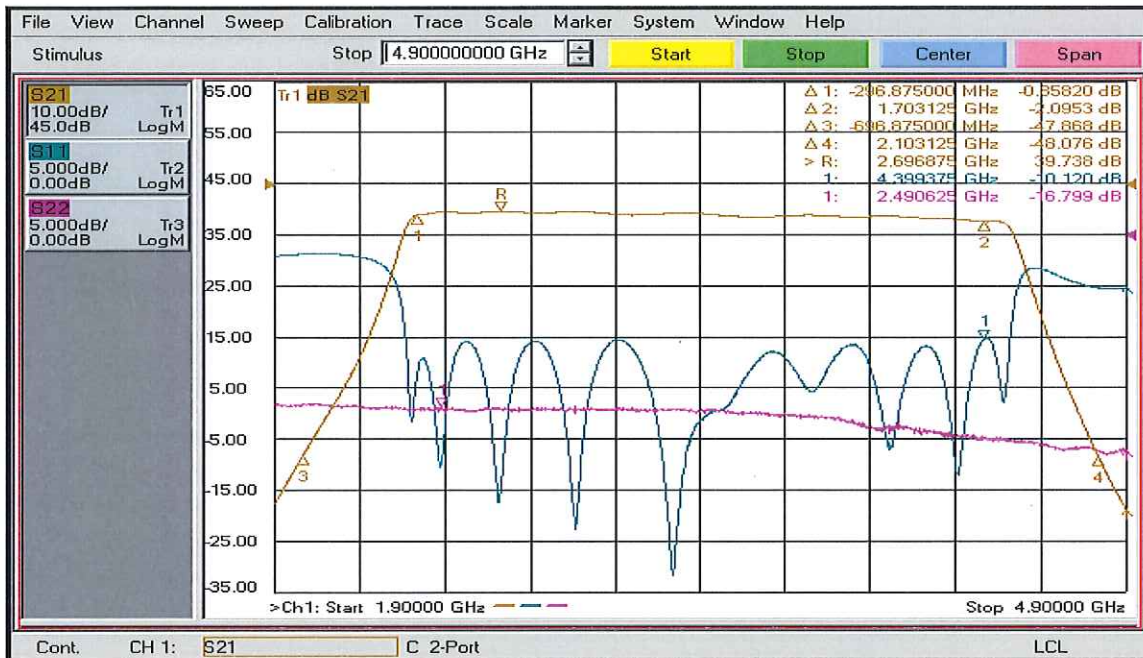




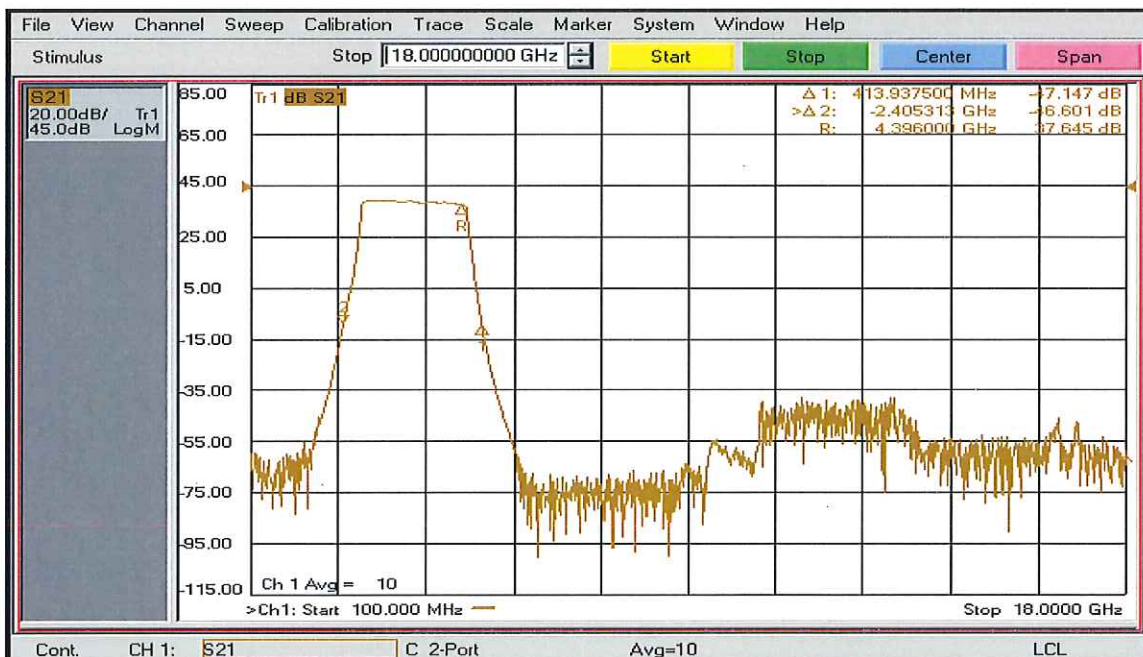
**SUMMARY TEST DATA
ON
6SFB-CC-100M18G-MAH-RX-TX**

PL20383/1702

TX Ch1 Path Narrow Band



TX Ch1 Path Broadband

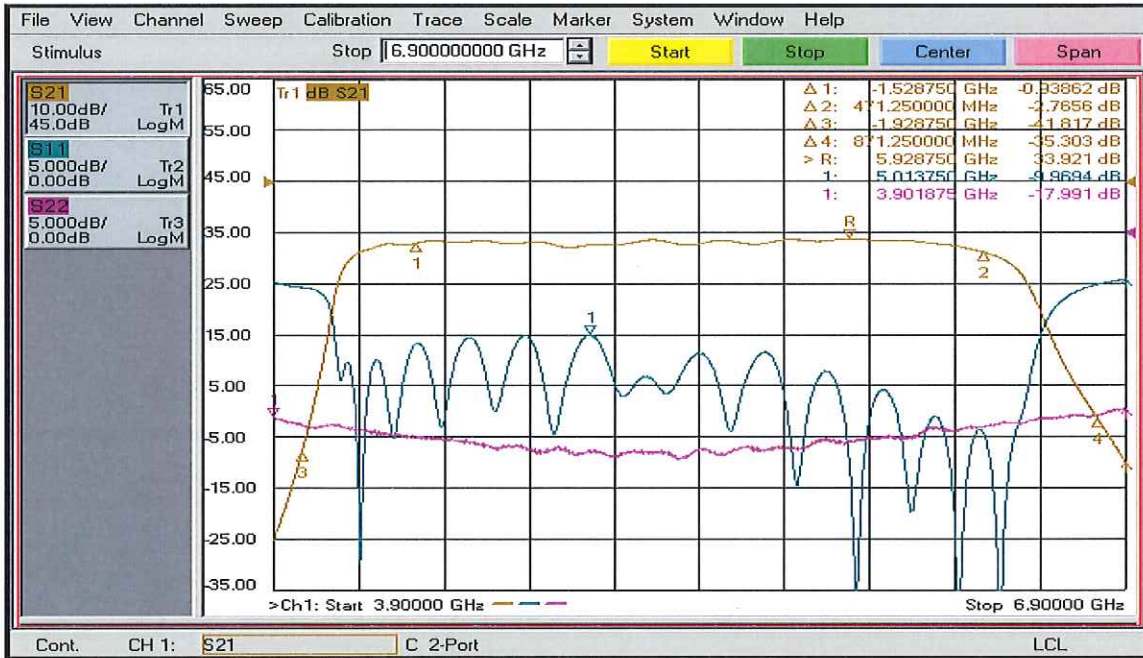




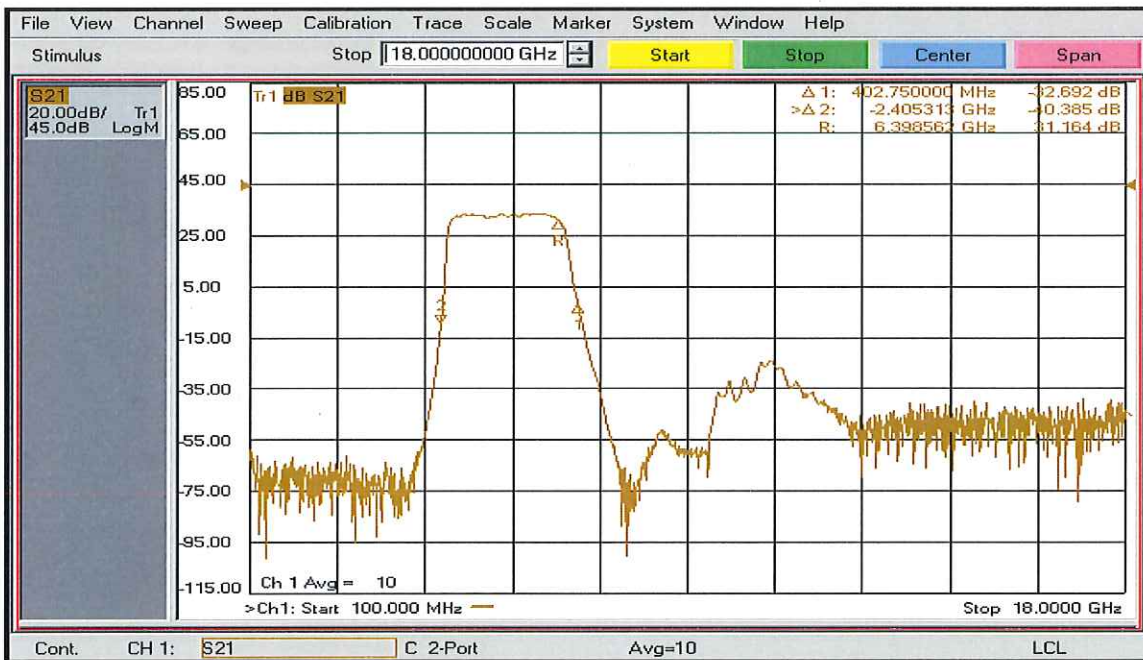
**SUMMARY TEST DATA
ON
6SFB-CC-100M18G-MAH-RX-TX**

PL20383/1702

TX Ch2 Path Narrow Band



TX Ch2 Path Broadband

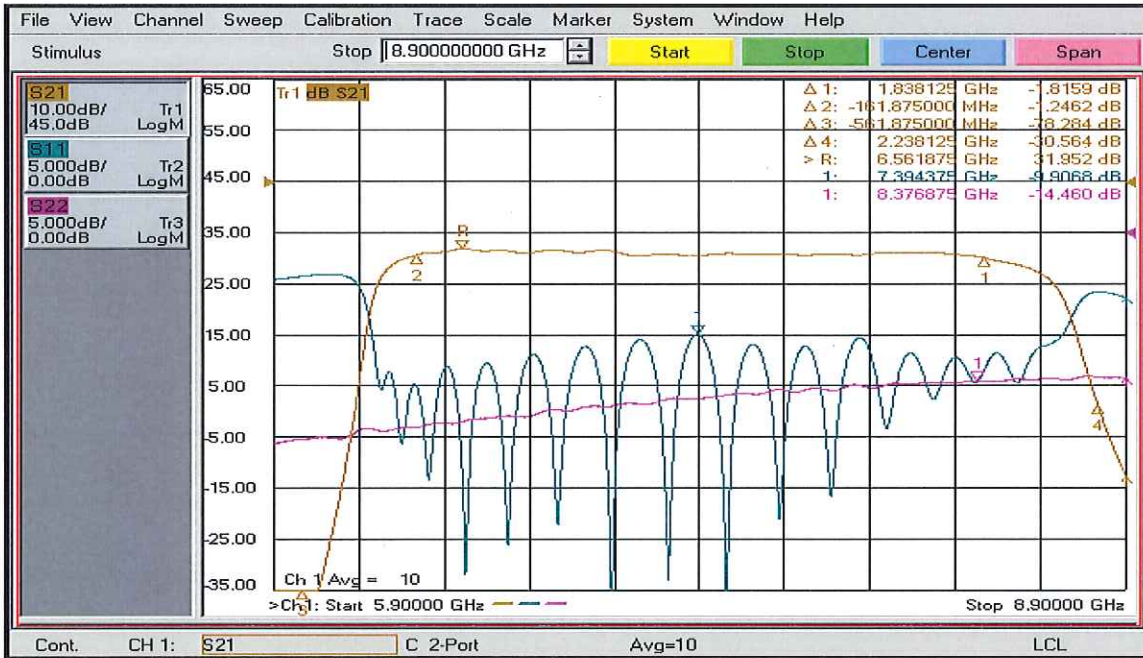




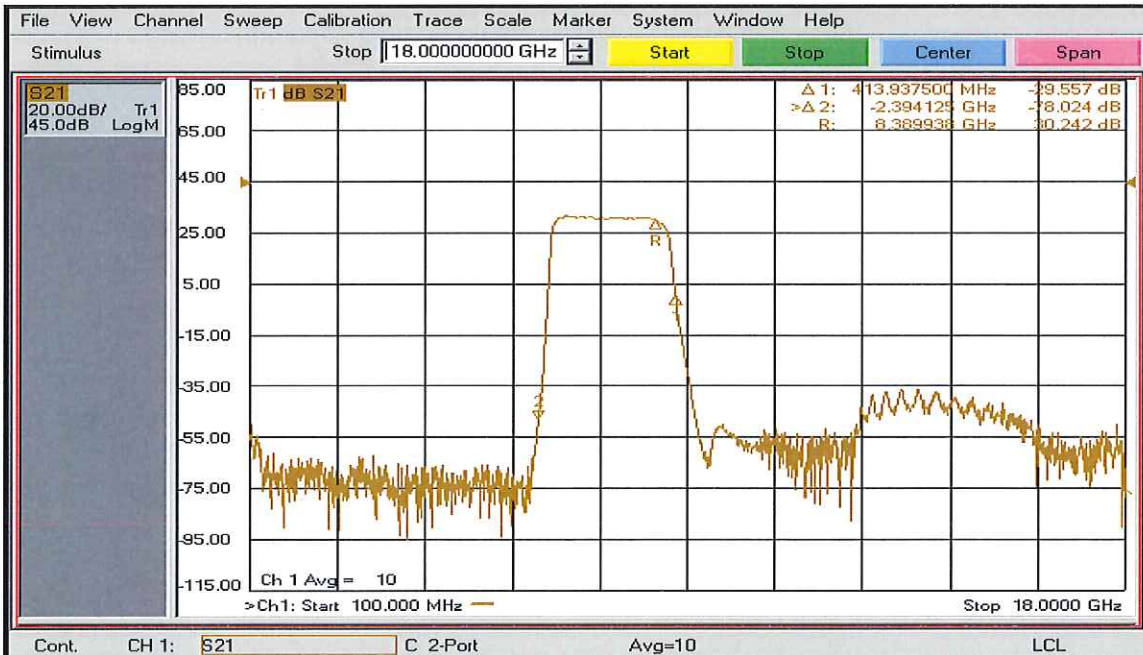
**SUMMARY TEST DATA
ON
6SFB-CC-100M18G-MAH-RX-TX**

PL20383/1702

TX Ch3 Path Narrow Band



TX Ch3 Path Broadband

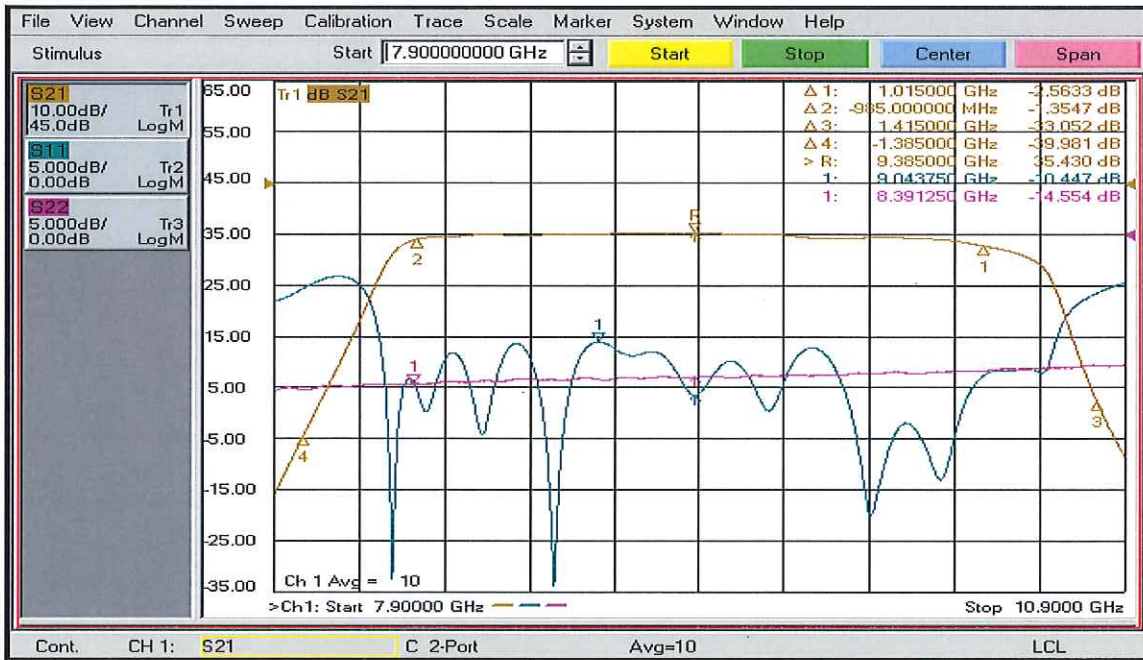




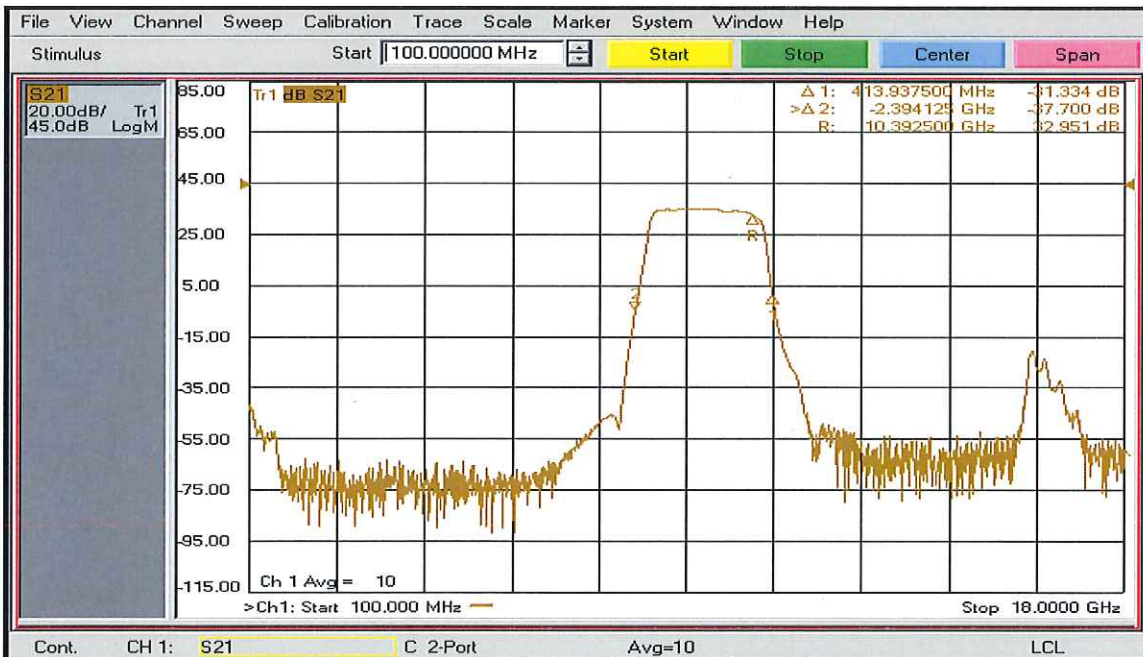
**SUMMARY TEST DATA
ON
6SFB-CC-100M18G-MAH-RX-TX**

PL20383/1702

TX Ch4 Path Narrow Band



TX Ch4 Path Broadband

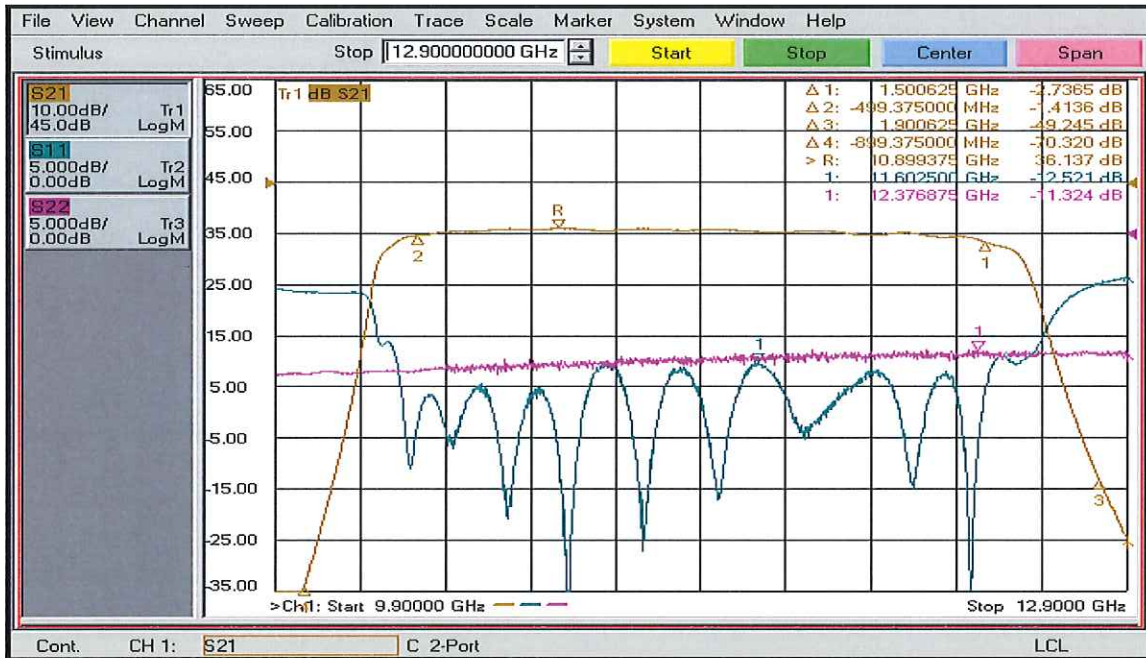




**SUMMARY TEST DATA
ON
6SFB-CC-100M18G-MAH-RX-TX**

PL20383/1702

TX Ch5 Path Narrow Band



TX Ch5 Path Broadband

