



**SUMMARY TEST DATA
ON
SDLVA-2020-70-108**

PL20623/1710

Customer: _____
 SO No: _____
 Model No: SDLVA-2020-70-108
 Serial No: PL20623/1710

Tested By: Jojo/Simon/Sterling
 Temperature: +25°C +0C +60C
 Date: 03/30/17
 Drawing No: 27631348 Rev: A1

TEST. ITEM NO	PARAMETERS	SPECIFIED VALUE	TEST RESULTS	QA QC
1	Frequency Range	1.0 GHz to 8.0 GHz	1.0 GHz to 8.0 GHz See Plot	PMI QA3
2	Frequency Flatness	±2.5 dB Max	± .6dB See Plot	PMI QA3
3	Limited RF Output	0 dBm Min	12.69 dBm See Plot	PMI QA3
4	TSS	-65 dBm Min	-68 dBm See Plot	PMI QA3
5	Output Stability	±2.5 dB Max (0°C TO 60°C)	< ±2.5 dB See Plot	PMI QA3
6	VSWR	2.0:1 (@ -20 dBm)	1.47:1 See Plot	PMI QA3
7	Logging Range	-65 dBm to +10 dBm	Pass See Plot	PMI QA3
8	Log Linearity	±1.75 dB Max (-65 dBm TO +10 dBm)	±1.31 dB See Plot	PMI QA3
9	Log Slope	10 mV/dB (±10% Tolerance)	9.26 mV/dB	PMI QA3
10	Log Temperature Stability	±1.75 dB (0°C to 60°C)	± 1.56dB See Plot	PMI QA3
11	Rise Time	30ns Max	14.3ns See Plot	PMI QA3
12	Recover Time	250ns Max, 150 ns Typ	38.3ns See Plot	PMI QA3
13	Output Video Load:	50Ω ±10%	Pass	PMI QA3
14	Output Voltage:	1.00 VDC Max	< 1 VDC	PMI QA3
15	DC Offset unit to unit	±5% Max	< 5%	PMI QA3
16	Power Supply:	+15V @ 650mA Max -15V @ 175mA Max	540 mA 94 mA	PMI QA3

QA/QC Approval: _____

Date: _____

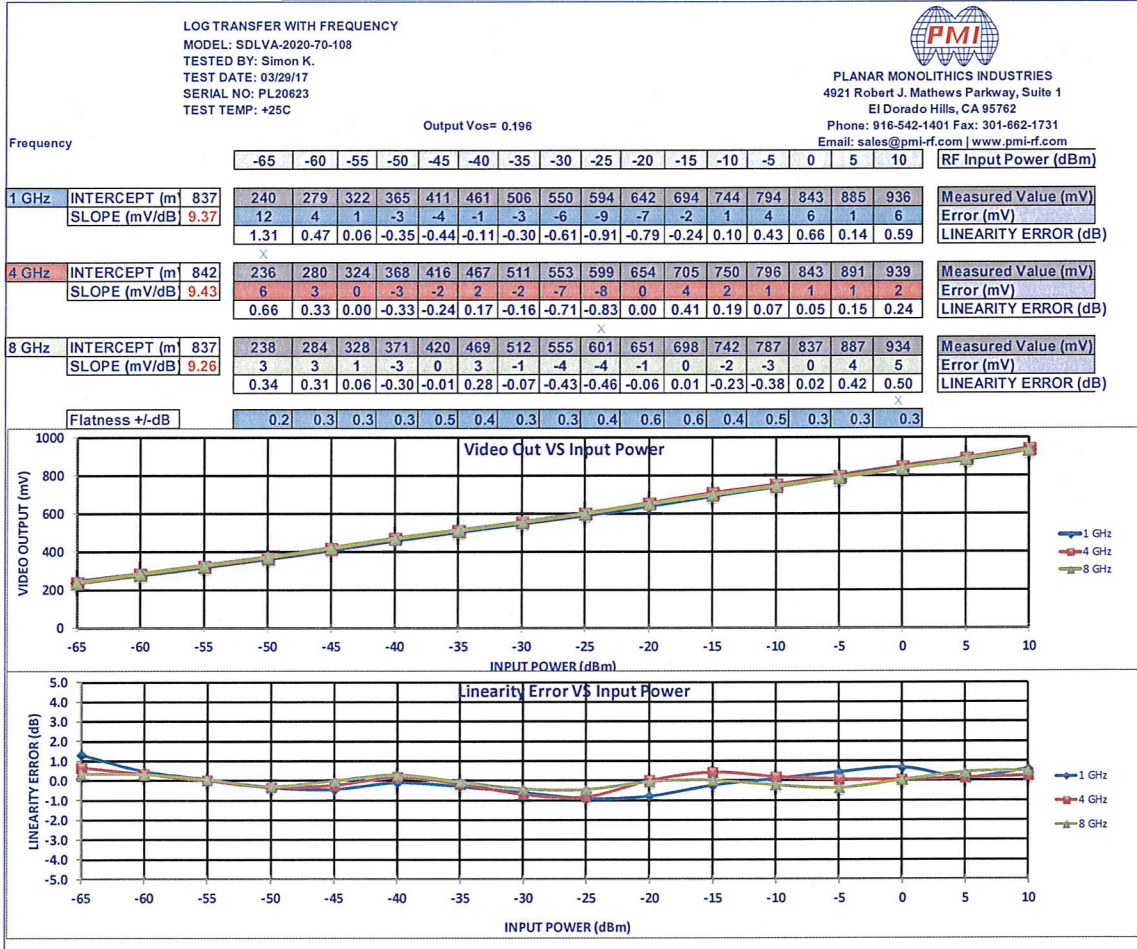
3-31-17



SUMMARY TEST DATA ON SDLVA-2020-70-108

PL20623/1710

LOGGING CHARACTERISTICS @ +25C

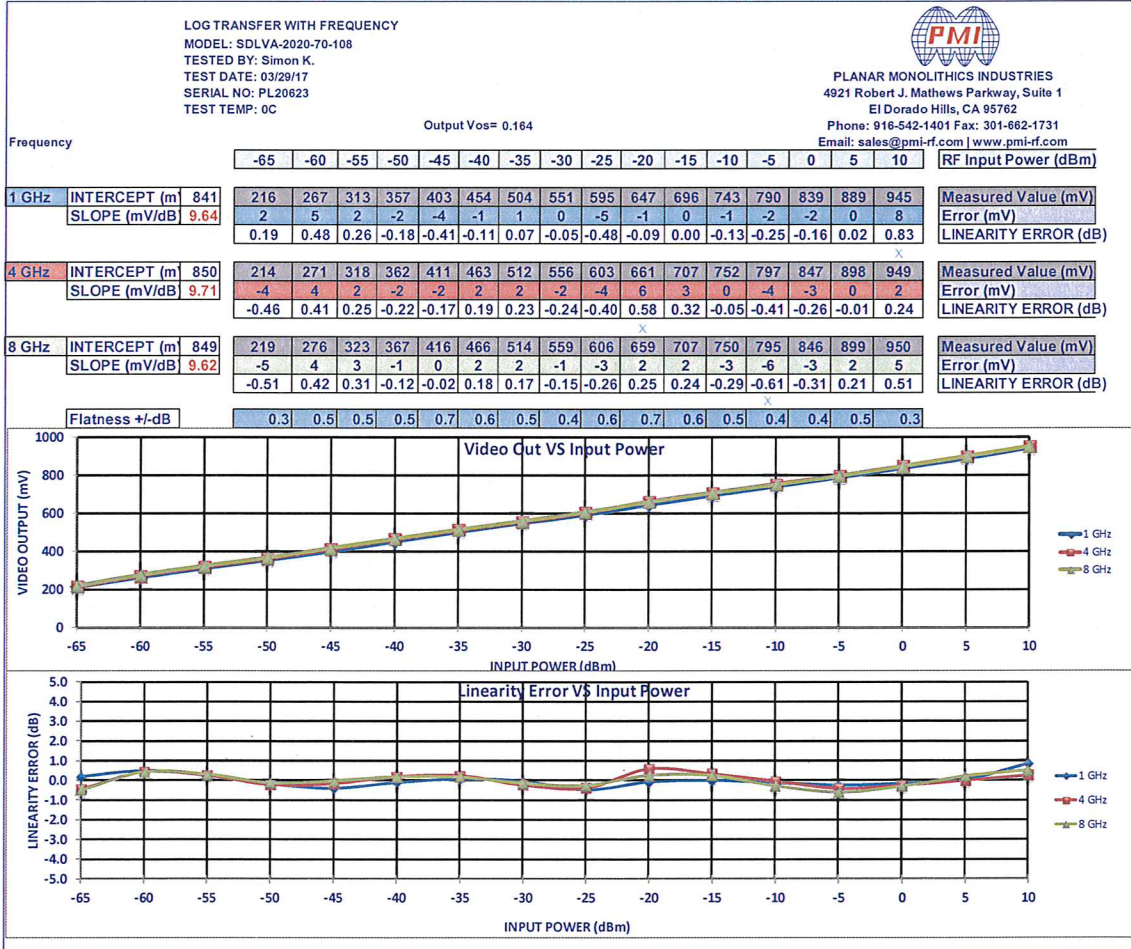




SUMMARY TEST DATA ON SDLVA-2020-70-108

PL20623/1710

LOGGING CHARACTERISTICS @ 0C

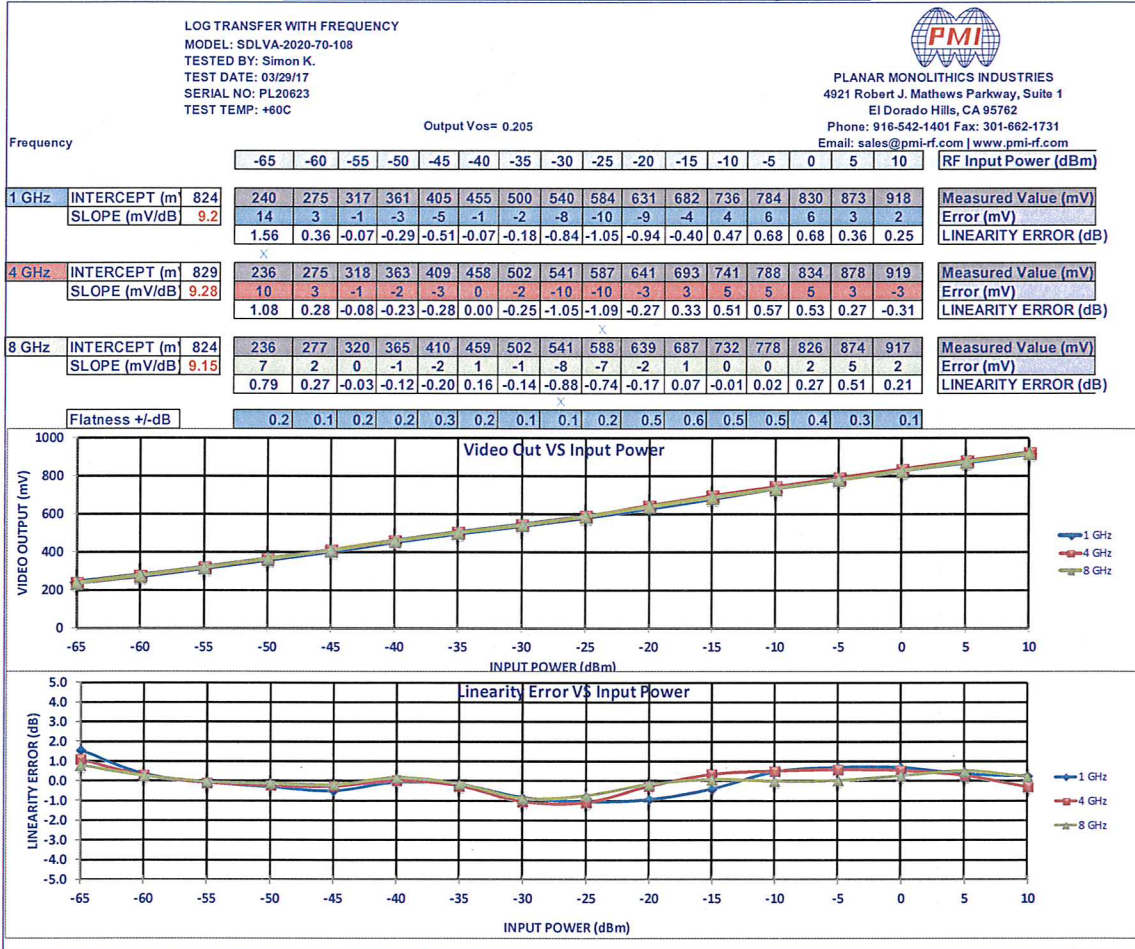




SUMMARY TEST DATA ON SDLVA-2020-70-108

PL20623/1710

LOGGING CHARACTERISTICS @ +60C



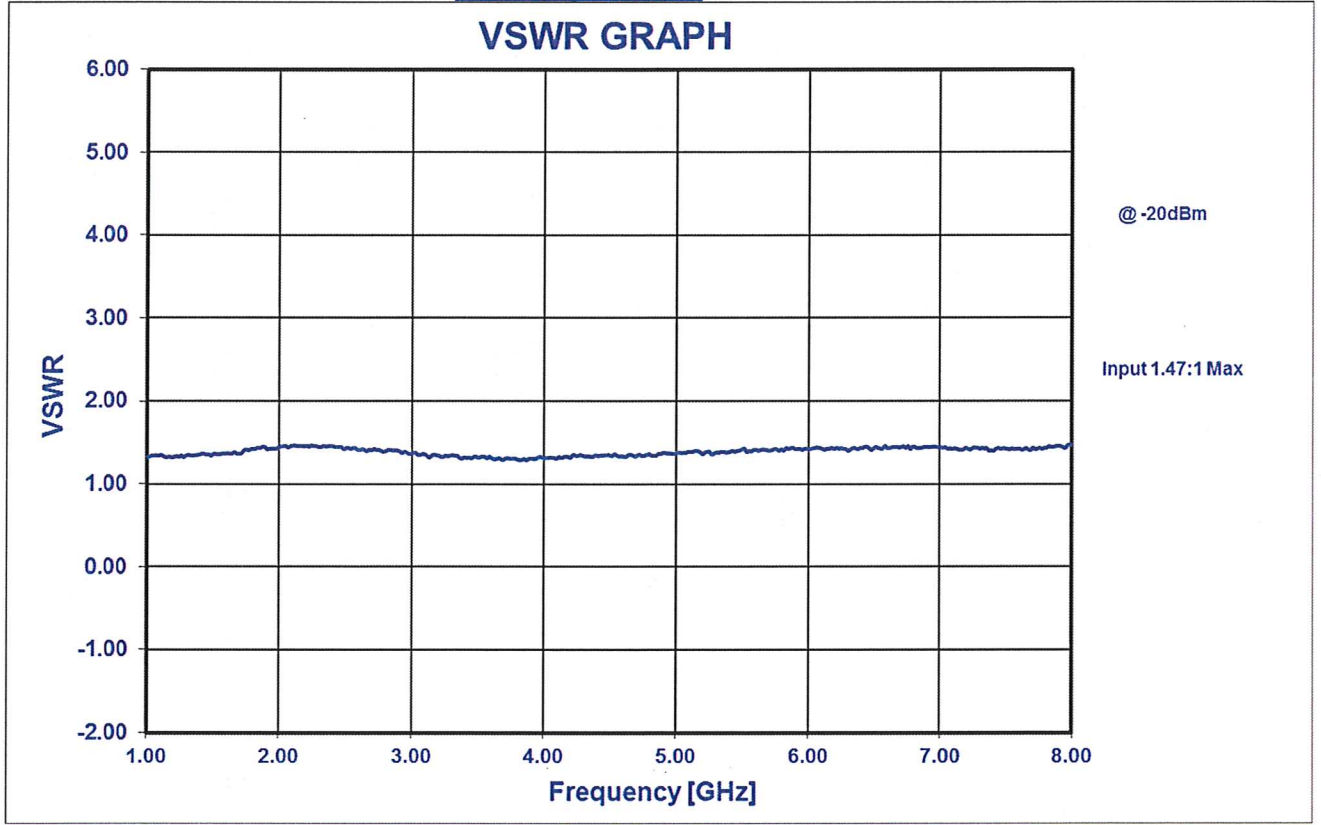


SUMMARY TEST DATA
ON
SDLVA-2020-70-108

PL20623/1710

VSWR @ -20dBm

VSWR GRAPH

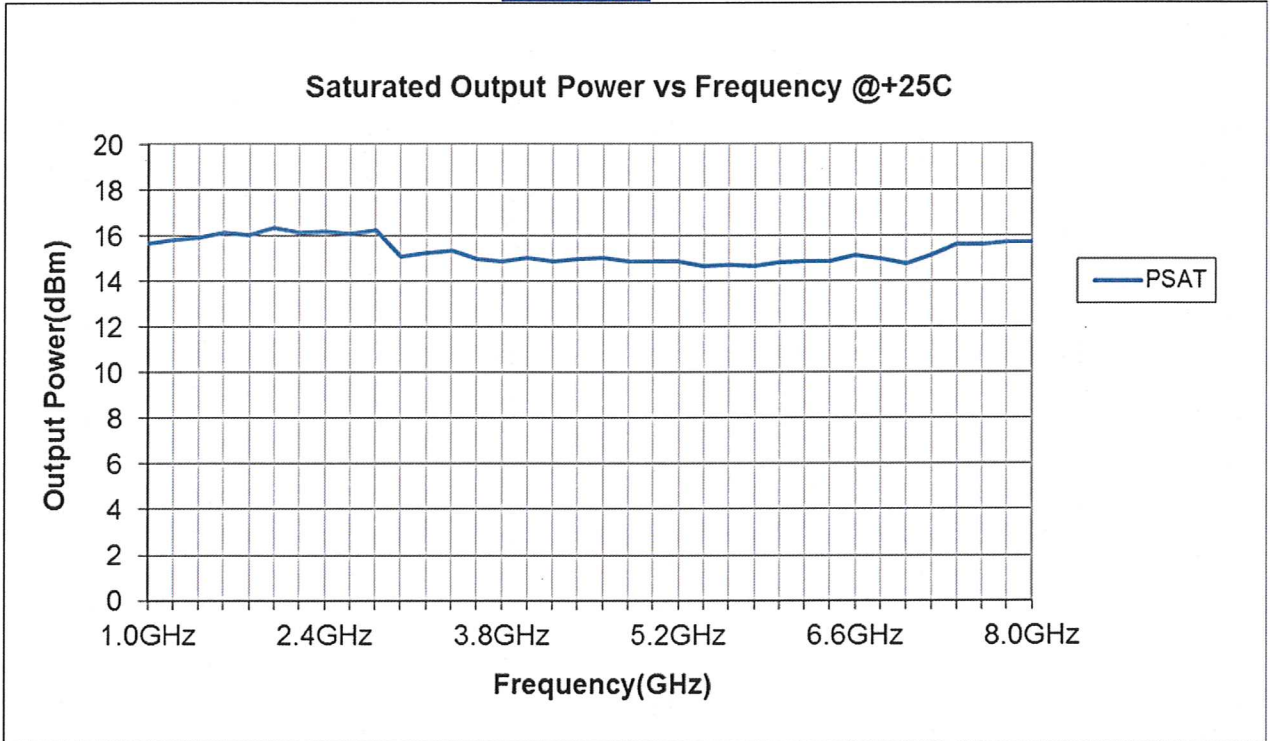




**SUMMARY TEST DATA
ON
SDLVA-2020-70-108**

PL20623/1710

RF Output

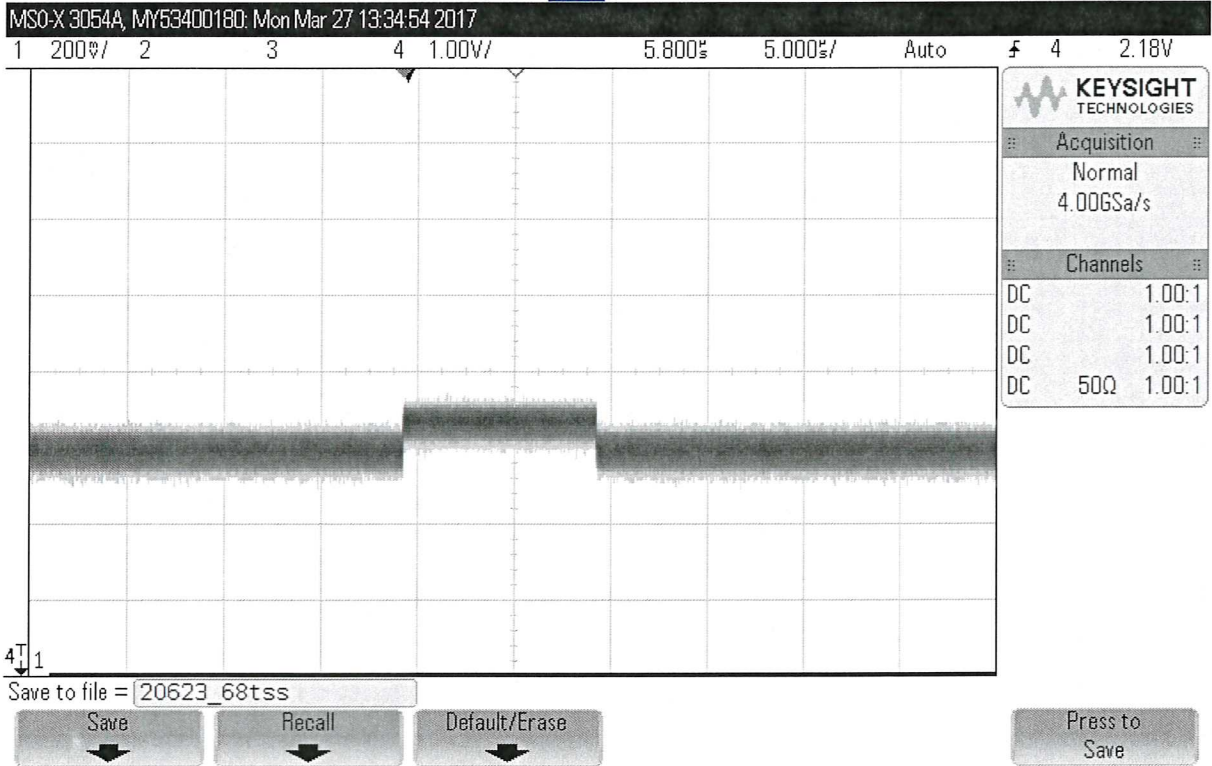




SUMMARY TEST DATA
ON
SDLVA-2020-70-108

PL20623/1710

TSS





SUMMARY TEST DATA
ON
SDLVA-2020-70-108

PL20623/1710

Rise Time & Recovery Time

