



**SUMMARY TEST DATA
ON
PXS-500M18G-60-SFF**

PL21013/1718

Customer: _____	Tested By: <u>Jerry N.</u>
SO No: <u>SO17-018-S-E</u>	Temperature: <u>+25°C</u>
Model No: <u>PXS-500M18G-60-SFF</u>	Date: <u>05/08/17</u>
Serial No: <u>PL21013/1718</u>	Drawing No: <u>27631781</u> Rev: <u>A1</u>

TEST ITEM NO.	PARAMETERS	SPECIFIED VALUE	PASS	QA/QC
1	FREQUENCY:	500MHz TO 18.0 GHz	500MHz TO 18.0 GHz	
2	Insertion Loss:	3.0dB Max.	2.80 dB. See Plot	
3	Isolation:	60 dB Min.	83.90 dB. See Plot	
4	VSWR:	1.9:1 Max	1.85 : 1 See Plot	
5	Speed:	100ns Max	91.04 ns See Typical Characteristics	
6	Input Power:	+20dBm CW Max	Pass	
7	DC Supply:	+5V @ 60 mA Nominal -15V @ 75 mA NOMINAL	+5 VDC @ 26 mA -5 VDC @ 49mA	
8	Control Signal:	TTL (0) J1 - J2 (On) J3 - J4 (On) TTL (1) J1 - J4 (On) J2 - J3 (On)	Pass	

Production Manager Approval: _____ Date: _____

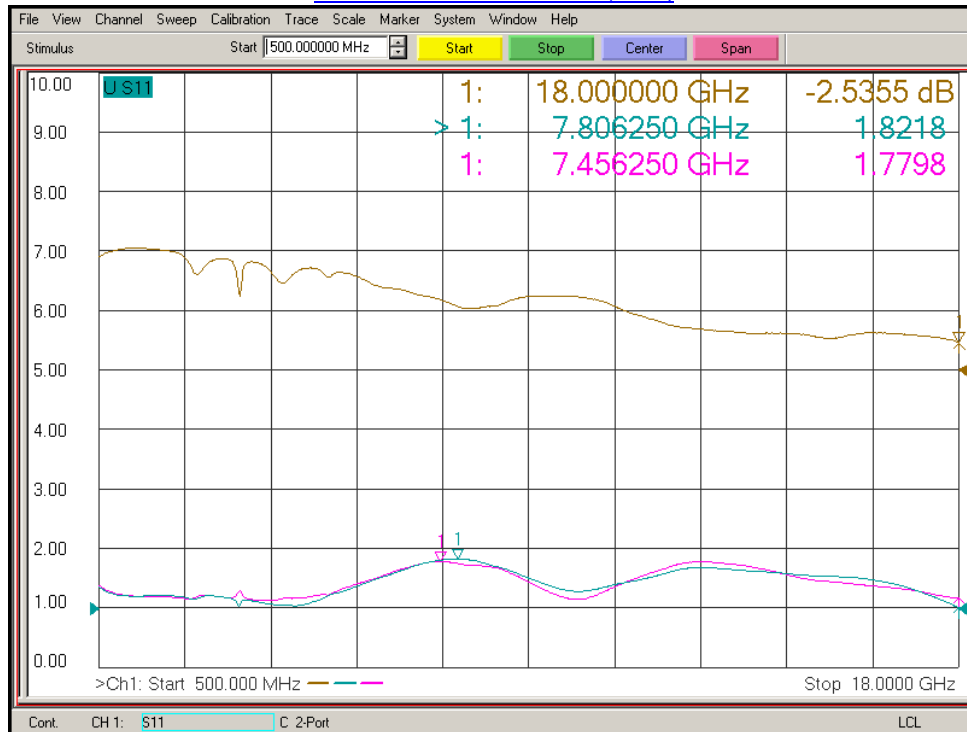
QA/QC Approval: _____ Date: _____



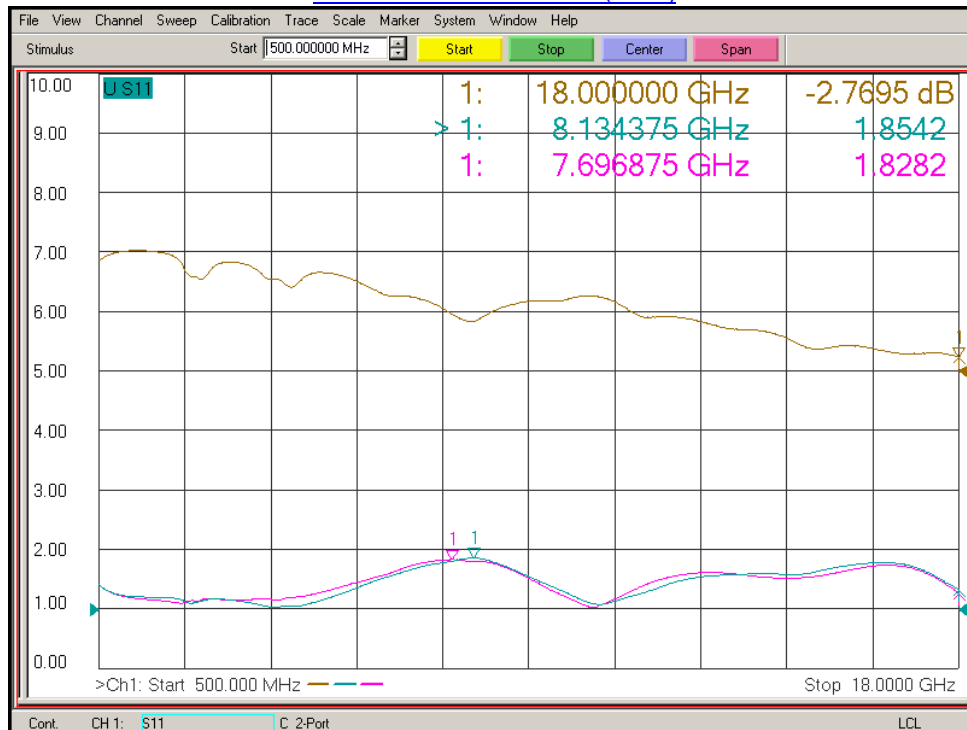
SUMMARY TEST DATA ON PXS-500M18G-60-SFF

PL21013/1718

Insertion Loss and Return Loss (J1 - J2)



Insertion Loss and Return Loss (J3 - J4)

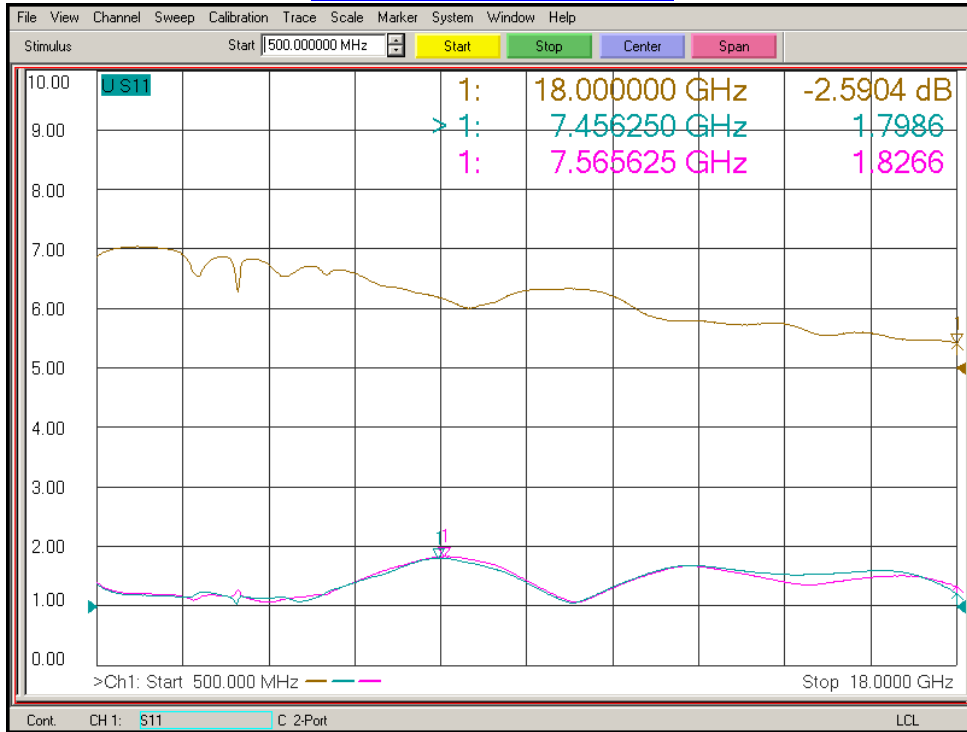




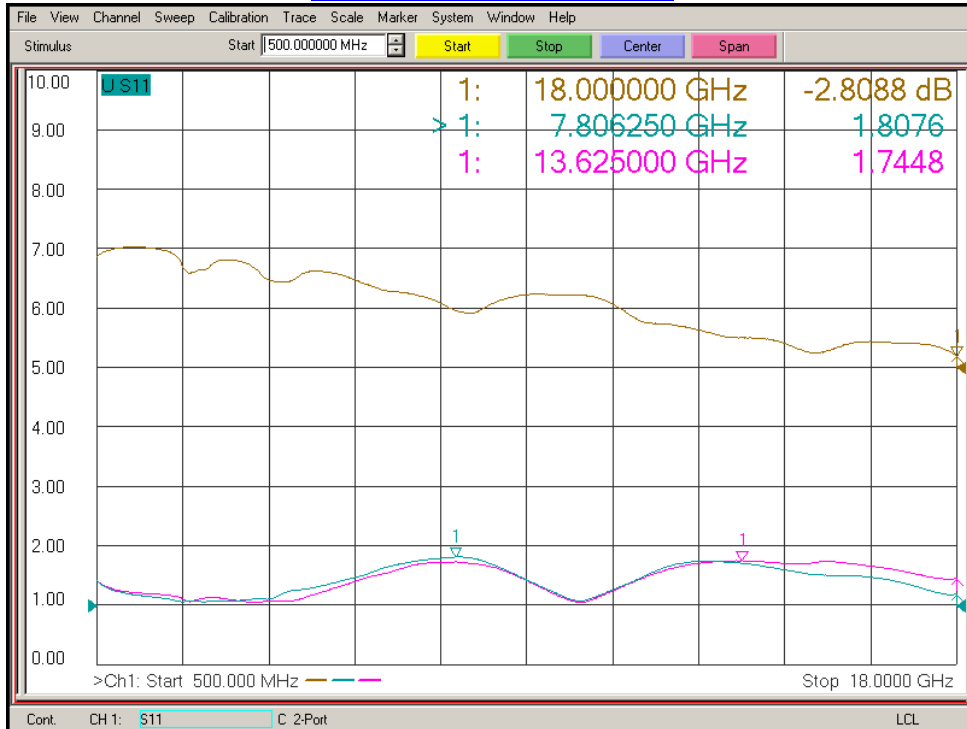
SUMMARY TEST DATA ON PXS-500M18G-60-SFF

PL21013/1718

Insertion Loss and Return Loss (J1 - J4)



Insertion Loss and Return Loss (J2 - J3)

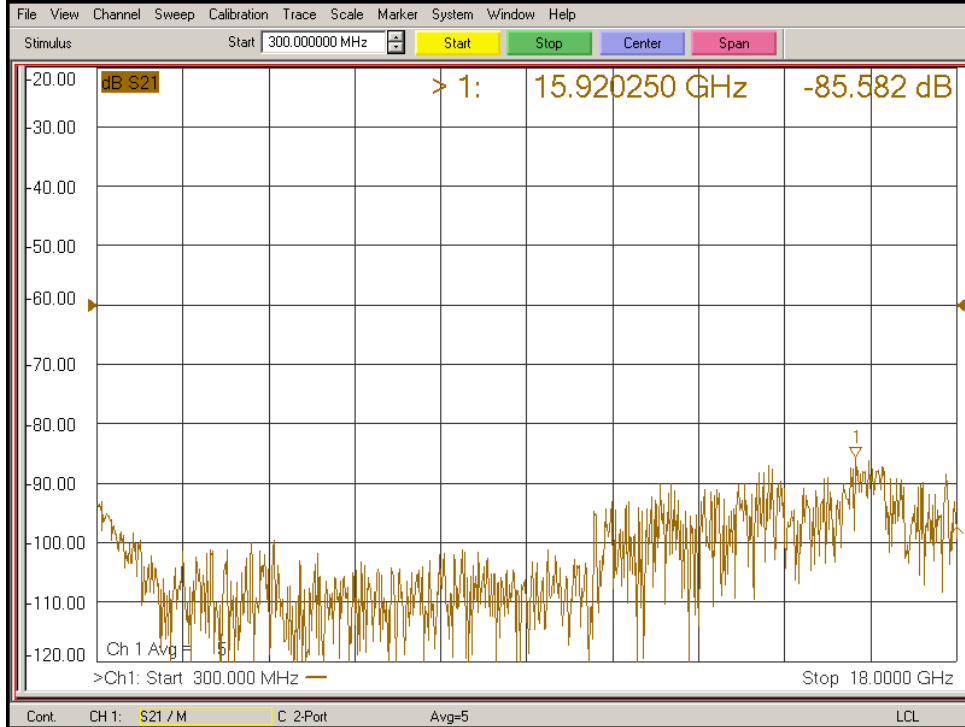




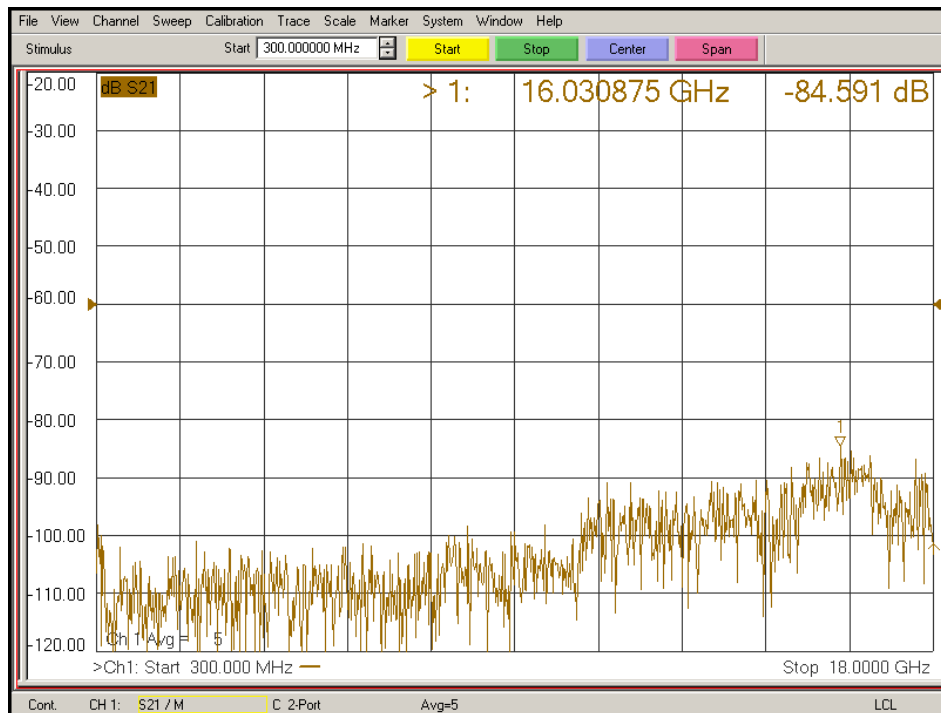
**SUMMARY TEST DATA
ON
PXS-500M18G-60-SFF**

PL21013/1718

Isolation (J1 - J2)



Isolation (J3 - J4)

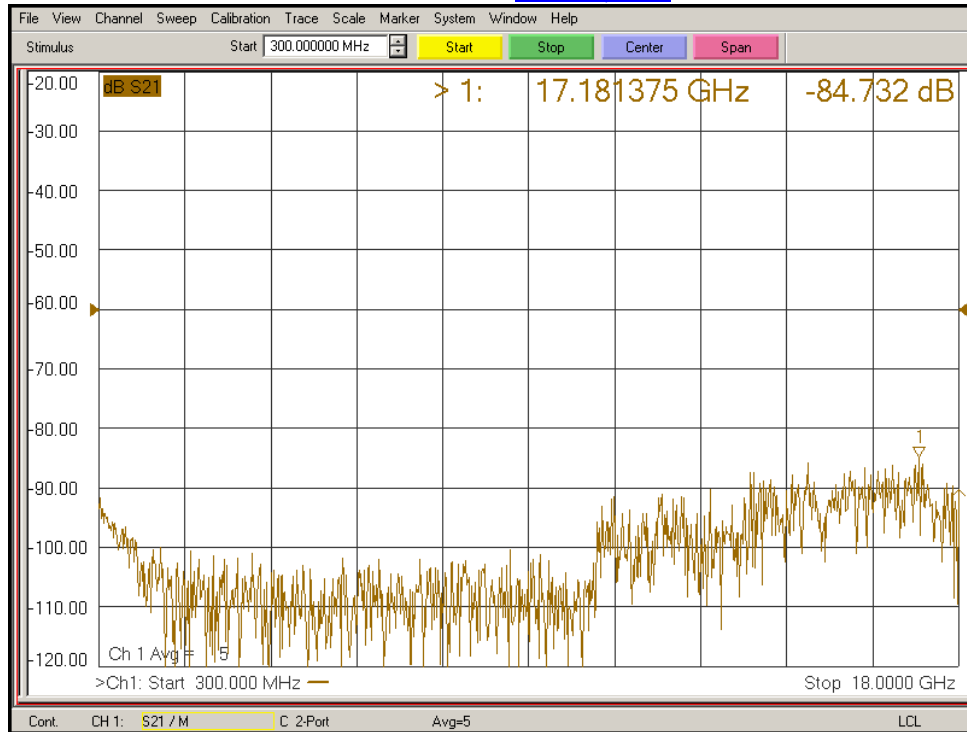




SUMMARY TEST DATA ON PXS-500M18G-60-SFF

PL21013/1718

Isolation (J1 - J4)



Isolation (J2 - J3)

