



**SUMMARY TEST DATA
ON
PEC-40/25-218-21-12-SFF-TTLVG Rev.B**

PL21735/1742

Customer: _____	Tested By: <u>H. Gonzales</u>
SO No: _____	Temperature: <u>-25°C, +25°C, +75°C°</u>
Model No: <u>PEC-40/25-218-21-12-SFF-TTLVG Rev.B</u>	Date: <u>10/17/17</u>
Serial No: <u>PL21735/1742</u>	Drawing No: <u>27605737</u> Rev: <u>A2</u>

TEST. ITEM NO	PARAMETERS	SPECIFIED VALUE	TEST RESULTS	QA QC
1	Frequency Range:	2 – 18 GHz	2 – 18 GHz See Plots	PMI QA 2
2	Gain @ -25°C: Max. Gain Position Min. Gain Position	+42dB ± 2.0dB Max +27dB ± 2.0dB Max	±43.94dB ±28.21dB Pass	
3	Gain @ +25°C: Max. Gain Position Min. Gain Position	+40dB ± 2.0dB Max +25dB ± 2.0dB Max	±41.84dB ±26.69dB See Plots	Plot Provided
4	Gain @ +75°C: Max. Gain Position Min. Gain Position	+37dB ± 2.0dB Max +22dB ± 2.0dB Max	±38.90dB ±23.91dB Pass	
5	Pout @ 1dB Compression @ -25°C: Max. Gain Position Min. Gain Position	+21dBm Min. +20dBm Min.	+21dBm +20dBm Pass	
6	Pout @ 1dB Compression @ +25°C: Max. Gain Position Min. Gain Position	+21dBm Min. +20dBm Min.	+21dBm +20dBm Pass	
7	Pout @ 1dB Compression @ +75°C: Max. Gain Position Min. Gain Position	+20dBm Min. +20dBm Min.	+21dBm +20dBm Pass	
8	Saturated Output Power (Both Gains) Over Operating Temperature Range:	+26dBm. Max.	+26dBm Pass	
9	Noise @ -25°C: Max. Gain Position Min. Gain Position	+3.8 dB Max. +6.0 dB Max.	+4.3dB +3.6dB	
10	Noise @ +25°C: Max. Gain Position Min. Gain Position	+4.5 dB Max. +7.0 dB Max.	+4.9dB +4.3dB See Plots	Plot Provided
11	Noise @ +75°C: Max. Gain Position Min. Gain Position	+5.0 dB Max. +8.0 dB Max.	+4.9dB +5.1dB Pass	PMI QA 2
12	VSWR In/Out:	2.0:1 Max.	Max. Gain Input 1.78:1 Output 1.55:1 Min. Gain Input 1.77:1 Output 1.52:1 See Plots	Plot Provided

7311-F Grove Road Frederick, MD 21704 USA Phone: (301)662-5019 Fax: (301)662-1731
Email: sales@pmi-rf.com



**SUMMARY TEST DATA
ON
PEC-40/25-218-21-12-SFF-TTLVG Rev.B**

PL21735/1742

13	Input/Output Impedance:	50Ω Nominal	50Ω See Plot	PMI QA 2
14	Input Power (Without Damage):	+20dBm CW Max	+20dBm Pass	
15	In-Band Harmonics @ or below the 1dB Compression Point:	-10dBc Min.	-10dBc Pass	
16	Spurious Output Signal @ Any Signal Level Up To The Max Input Level:	-80dBc Max.	-80dBc Pass	
17	Pulse Rise Time with Input Signals up to 20dBm:	<5ns	<5ns Pass	
18	Pulse Overshoot with Input Signals up to 20dBm:	<0.5dB	<0.5dB Pass	
19	Pulse Droop with pulses up to 250u in Duration Input Signals up to -20dBm:	<2.0dB	<2.0dB Pass	
20	Pulse Recovery Time with pulses up to 250u in Duration Input Signals up to -20dBm:	15ns	15ns Pass	
21	Gain Switching Time:	<500ns	<500ns Pass	
22	Gain Switch Control:	TTL High "1" - Max. Gain TTL Low "0" - Min. Gain	Pass	
23	DC Supply:	780mA Max@ +12V ±5% Max Gain Position. 610mA Max@ +12V ± 5% Min Gain Position.	388mA @ Max Gain Position. 387mA @ Min Gain Position.	PMI QA 2

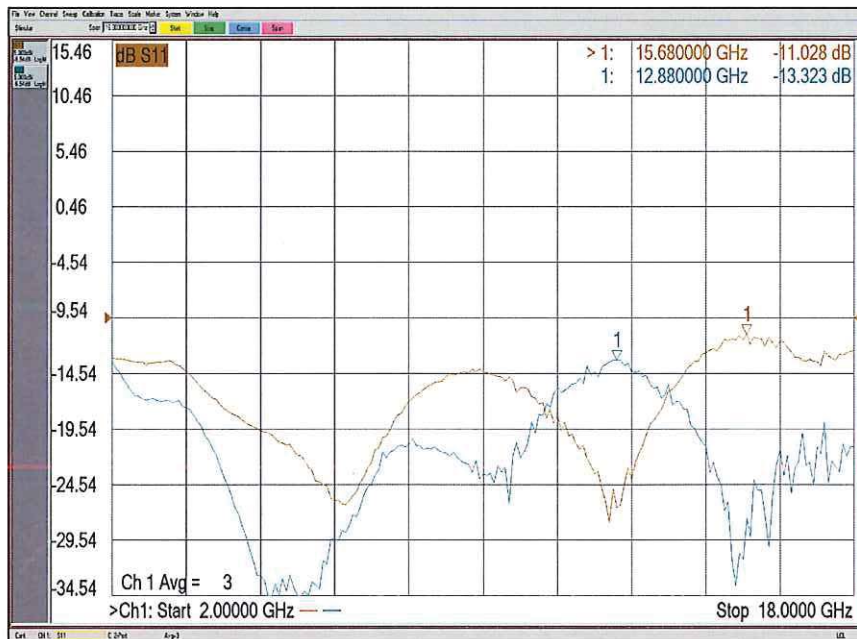
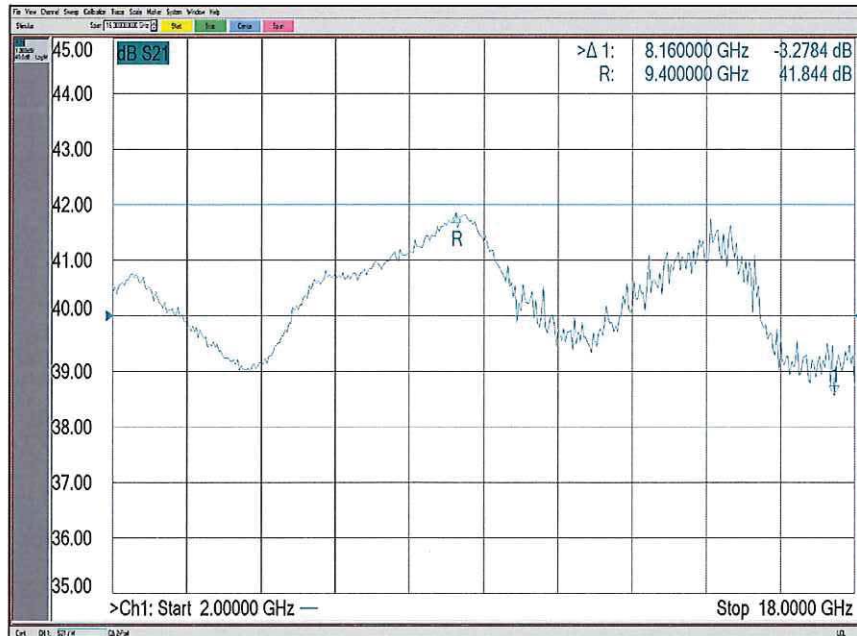
QA/QC Approval:  PMI
QA 2 Date: 10/17/17



**SUMMARY TEST DATA
ON
PEC-40/25-218-21-12-SFF-TTLVG Rev.B**

PL21735/1742

**Gain & Return Loss (S21, S11 and S22)
"TTL" = High (Max. Gain)**

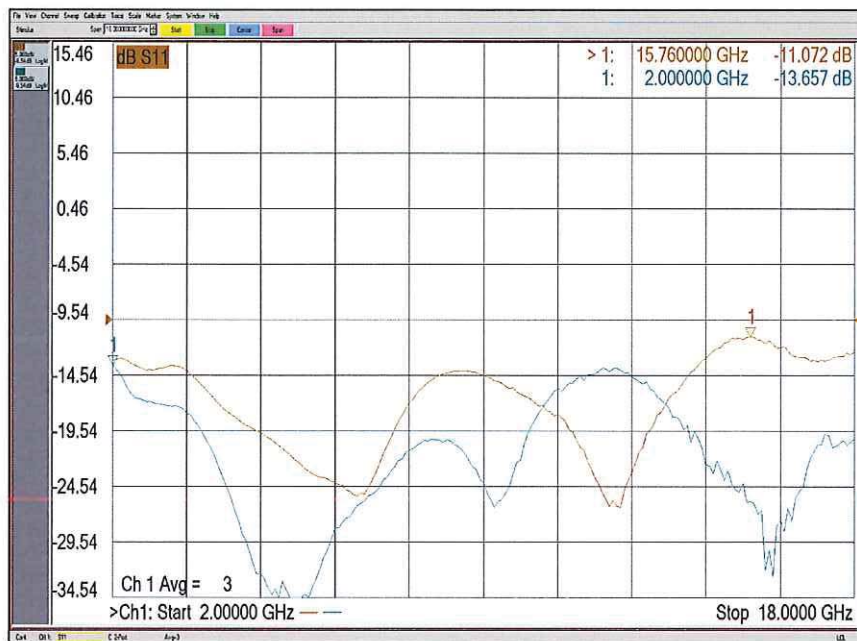
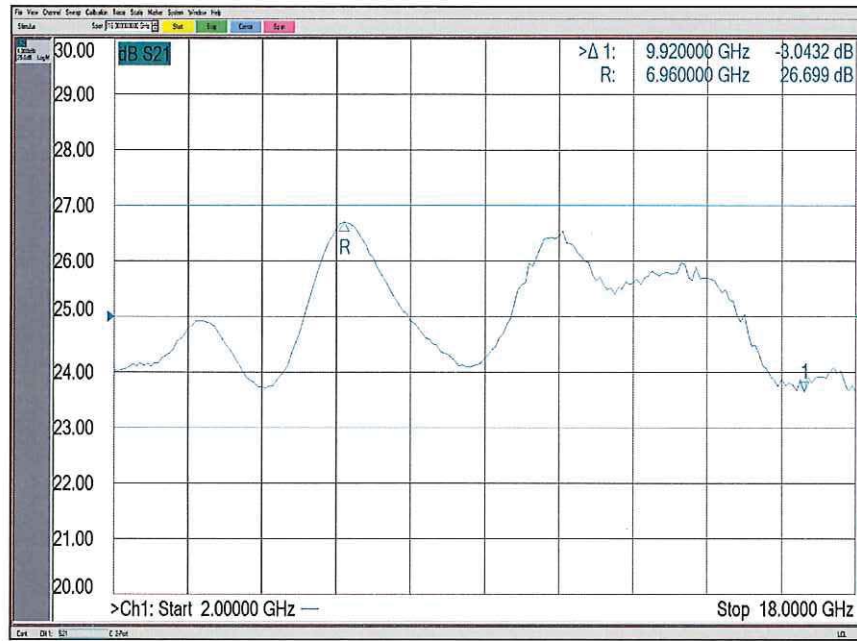




**SUMMARY TEST DATA
ON
PEC-40/25-218-21-12-SFF-TTLVG Rev.B**

PL21735/1742

**Gain & Return Loss (S21, S11 and S22)
"TTL" = Low (Min. Gain)**





**SUMMARY TEST DATA
ON
PEC-40/25-218-21-12-SFF-TTLVG Rev.B**

PL21735/1742

**Noise Figure Plot
"TTL" = High (Max. Gain)**



**Noise Figure Plot
"TTL" = Low (Min. Gain)**

