



**SUMMARY TEST DATA
ON
5CL9D18G-180-CD-SFF**

PL21839/1746

Customer: _____	Tested By: <u>L Yost</u>	
SO No: _____	Temperature: <u>+25°C</u>	
Model No: <u>5CL9D18G-180-CD-SFF</u>	Date: <u>11/9/17</u>	
Serial No: <u>PL21839/1746</u>	Drawing No: <u>27609849</u>	Rev: <u>A1</u>
Part No: _____		

TEST ITEM NO.	PARAMETERS	SPECIFIED VALUE	MEASURED VALUE	QA/QC
1	Center Frequency	9180 MHz Nom.	9185.5MHz See Plot	PMI QA 2
2	3 dB Pass band Bandwidth:	180 MHz Min.	230.4MHz See Plot	
3	Pass band VSWR:	1.5:1 Max	1.4:1 See Plot	
4	Passband Insertion Loss:	4 dB Max	1.8 dB See Plot	
5	Loss Ripple (peak-to-peak):	0.5 dB Max	0.5 dB See Plot	
6	Phase Linearity:	±6°	±4.2° See Plot	
7	Rejection 70 dB:	DC – 7000 MHz	83 dB See Plot	
8	Rejection 60 dB:	7800 MHz 10560 – 11940 MHz	88 dB 83 dB See Plot	
9	Rejection 50 dB:	12000 – 15000 MHz	72 dB See Plot	
10	Input Power:	+30 dBm Max	dBm See Plot	
11	Impedance: (Source Load)	50 ohms Nom.	Pass	PMI QA 2

QA/QC Approval: _____

PMI
QA 2

Date: _____

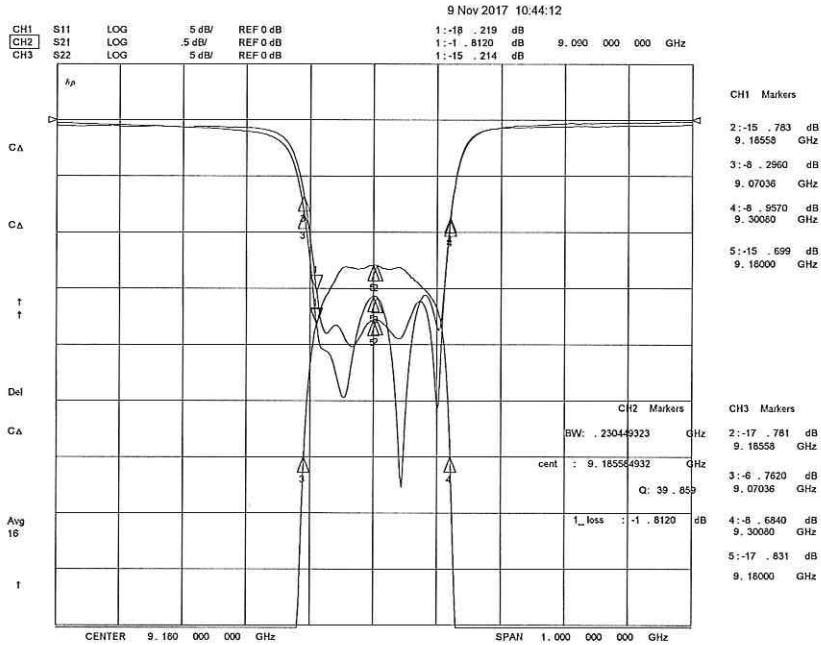
11/16/17



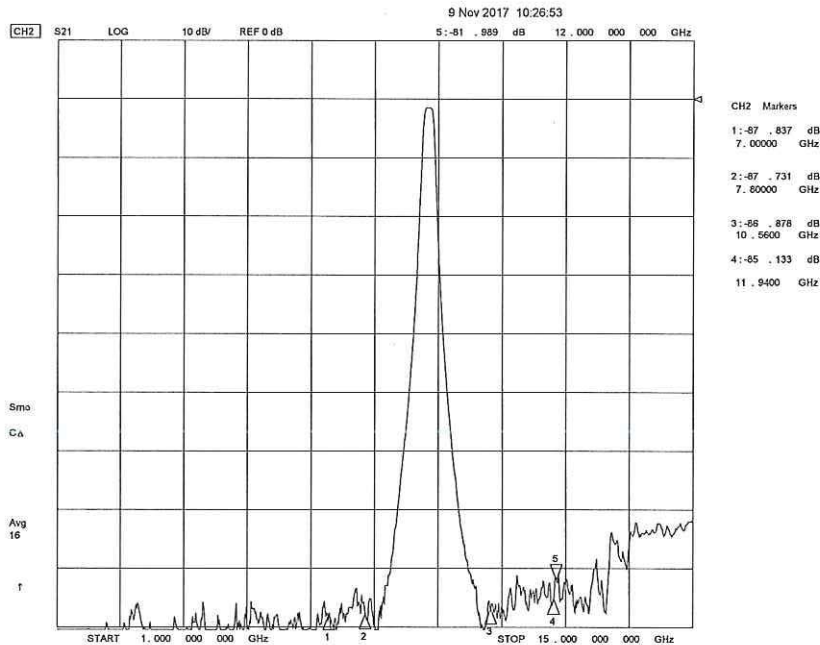
SUMMARY TEST DATA ON 5CL9D18G-180-CD-SFF

PL21839/1746

Passband



Rejection

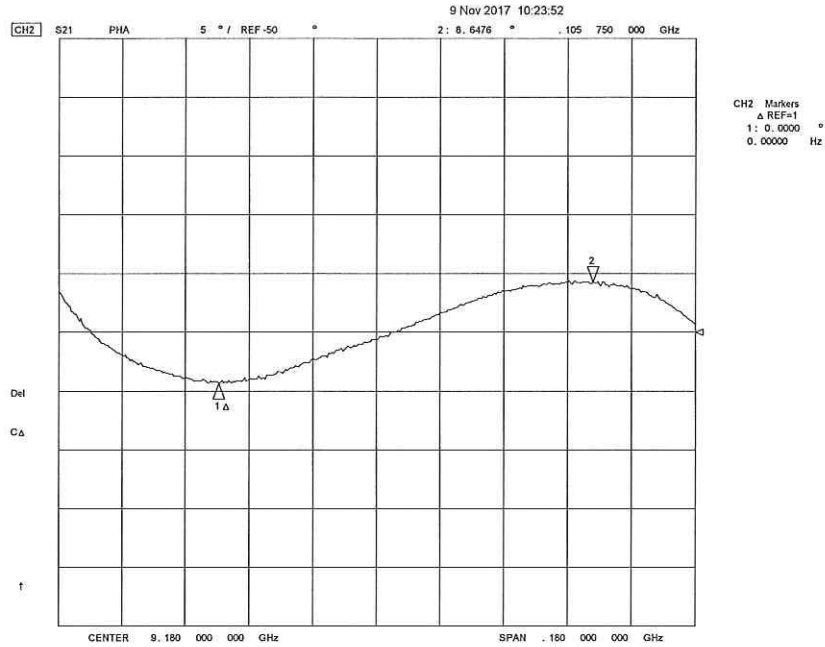




**SUMMARY TEST DATA
ON
5CL9D18G-180-CD-SFF**

PL21839/1746

Phase Linearity



Group Delay

