



**SUMMARY TEST DATA  
ON  
5CL10D14G-180-CD-SFF**

**PL21843/1746**

Customer: _____	Tested By: <u>L Yost</u>	
SO No: _____	Temperature: <u>+25°C</u>	
Model No: <u>5CL10D14G-180-CD-SFF</u>	Date: <u>11/9/17</u>	
Serial No: <u>PL21843/1746</u>	Drawing No: <u>27609863</u>	Rev: <u>A1</u>
Part No: _____		

TEST ITEM NO.	PARAMETERS	SPECIFIED VALUE	MEASURED VALUE	QA/QC
1	Center Frequency	10140 MHz Nom.	10147.7 MHz See Plot	PMI QA 2
2	3 dB Pass band Bandwidth:	180 MHz Min.	260.4 MHz See Plot	
3	Pass band VSWR:	1.5:1 Max	1.35:1 See Plot	
4	Passband Insertion Loss:	4 dB Max	1.1 dB See Plot	
5	Loss Ripple (peak-to-peak):	0.5 dB Max	0.27 dB See Plot	
6	Phase Linearity:	$\pm 5^\circ$	$\pm 2.4^\circ$ See Plot	
7	Rejection 70 dB:	DC – 8000 MHz	83 dB See Plot	
8	Rejection 60 dB:	8760 MHz 11520 - 12900 MHz	86 dB 85 dB See Plot	
9	Rejection 50 dB:	13000 - 17000 MHz	85 dB See Plot	
10	Input Power:	+30 dBm Max	dBm See Plot	
11	Impedance: (Source Load)	50 ohms Nom.	Pass	PMI QA 2

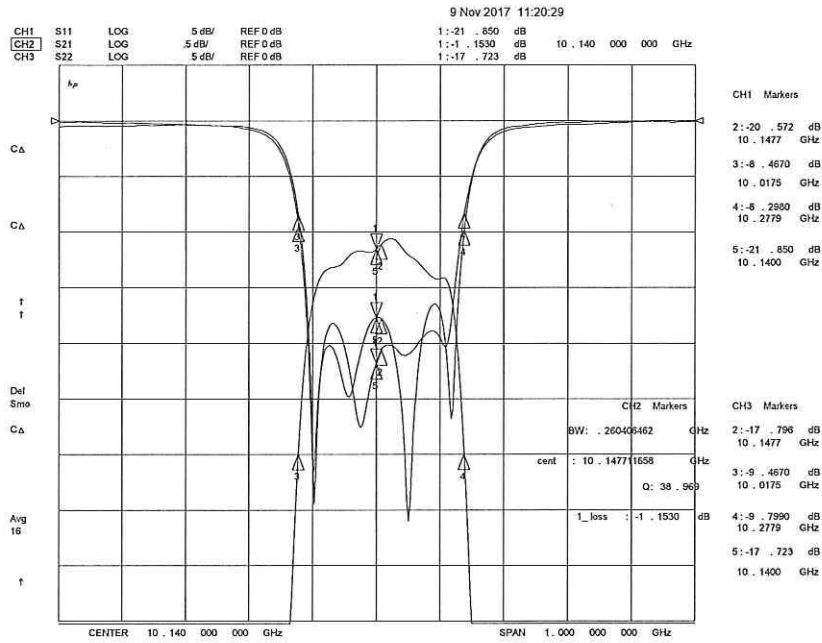
QA/QC Approval:  PMI QA 2 Date: 11/16/17



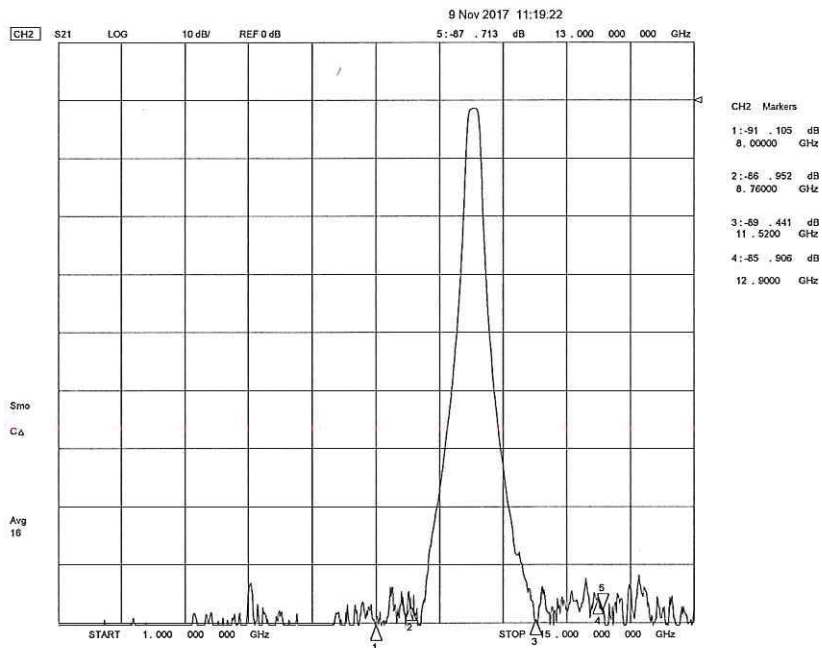
**SUMMARY TEST DATA  
ON  
5CL10D14G-180-CD-SFF**

**PL21843/1746**

**Passband**



**Rejection**

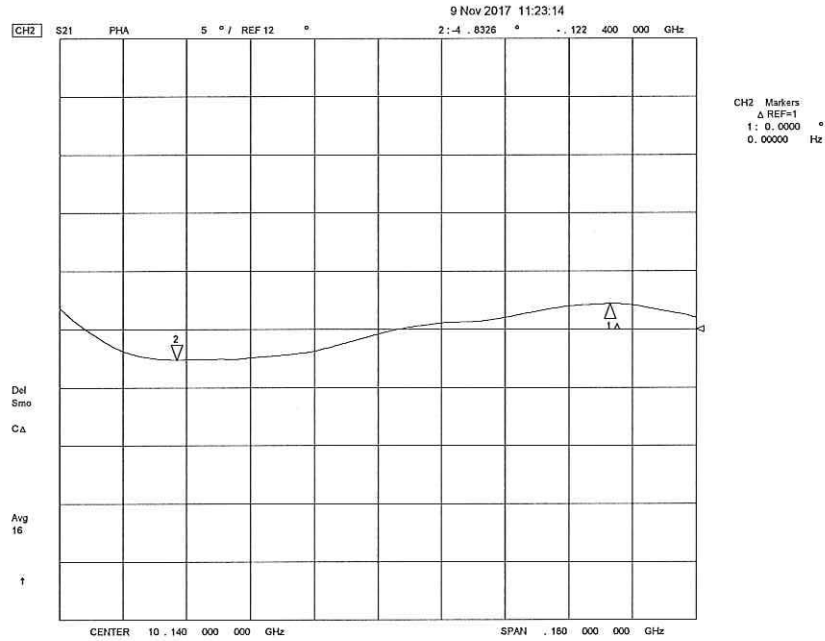




**SUMMARY TEST DATA  
ON  
5CL10D14G-180-CD-SFF**

**PL21843/1746**

**Phase Linearity**



**Group Delay**

