



**SUMMARY TEST DATA
ON
5CL10D98G-180-CD-SFF**

PL21847/1746

Customer: _____	Tested By: <u>L Yost</u>	
SO No: _____	Temperature: <u>+25°C</u>	
Model No: <u>5CL10D98G-180-CD-SFF</u>	Date: <u>11/9/17</u>	
Serial No: <u>PL21847/1746</u>	Drawing No: <u>27609684</u>	Rev: <u>A1</u>
Part No: _____		

TEST ITEM NO.	PARAMETERS	SPECIFIED VALUE	MEASURED VALUE	QA/QC
1	Center Frequency	10980 MHz Nom.	10987.6 MHz See Plot	PMI QA 2
2	3 dB Pass band Bandwidth:	180 MHz Min.	226.2 MHz See Plot	
3	Pass band VSWR:	1.5:1 Max	1.36:1 See Plot	
4	Passband Insertion Loss:	4 dB Max	1.87 dB See Plot	
5	Loss Ripple (peak-to-peak):	0.5 dB Max	0.49 dB See Plot	
6	Rejection 65 dB:	DC – 8000 MHz	83 dB See Plot	
7	Rejection 75 dB:	8220 - 9600 MHz	83 dB See Plot	
8	Rejection 55 dB:	12400 - 15000 MHz	82 dB See Plot	
9	Input Power:	+30 dBm Max	dBm See Plot	
10	Impedance: (Source Load)	50 ohms Nom.	Pass	PMI QA 2

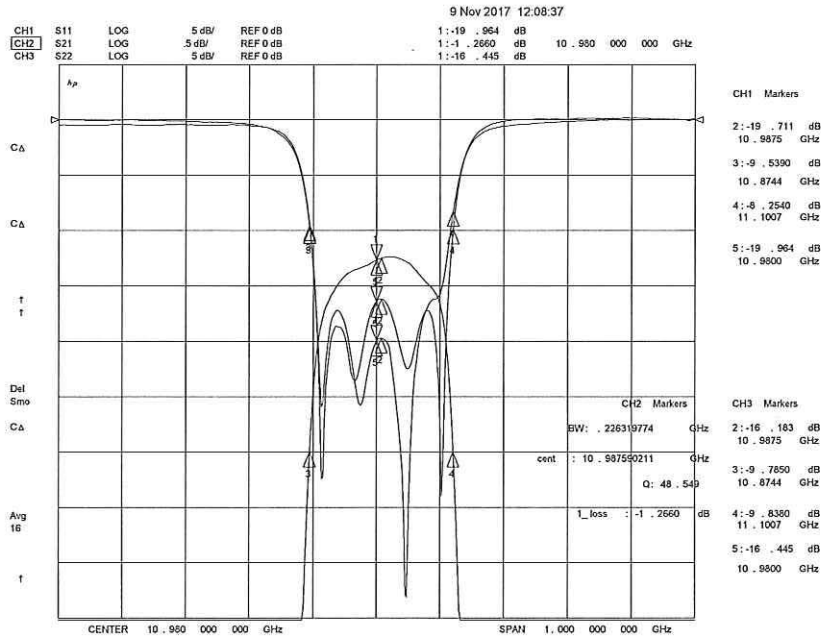
QA/QC Approval:  PMI
QA 2 Date: 11/16/17



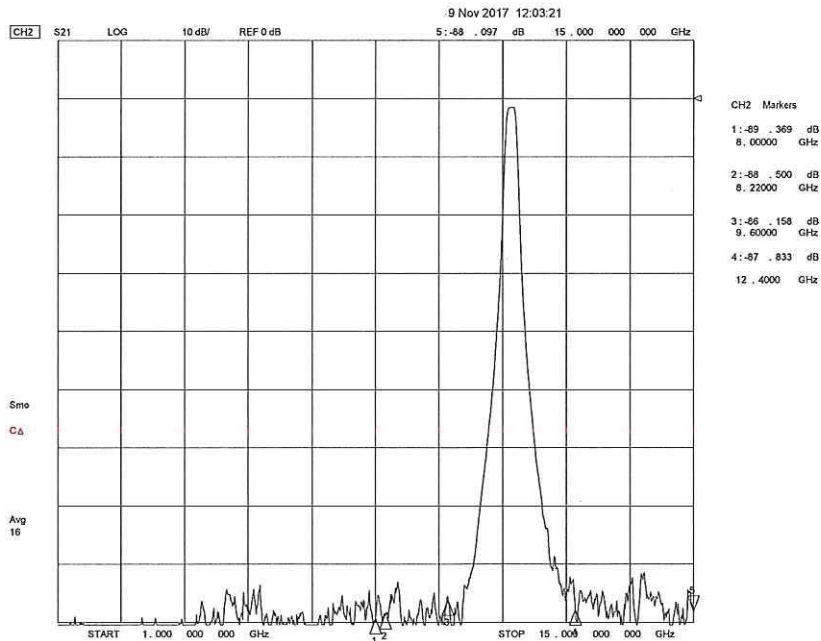
**SUMMARY TEST DATA
ON
5CL10D98G-180-CD-SFF**

PL21847/1746

Passband



Rejection

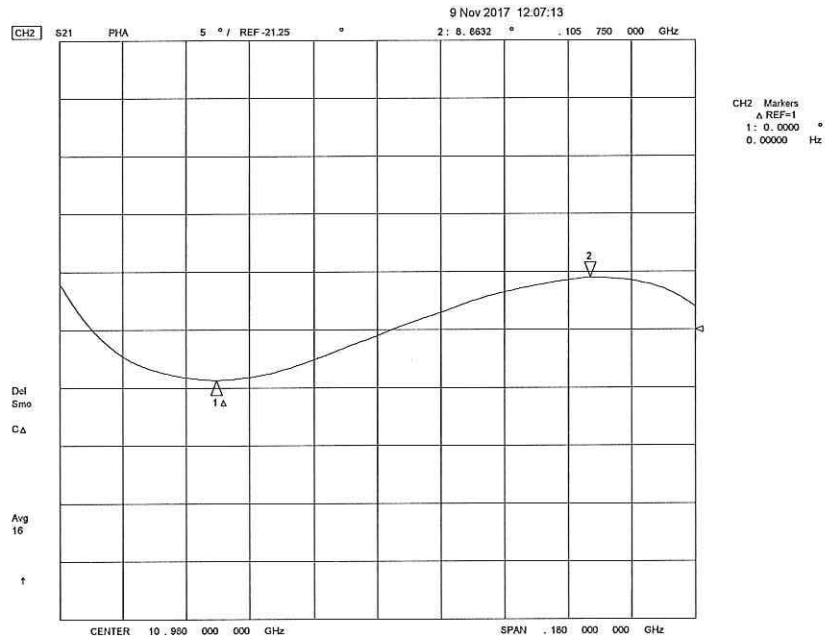




**SUMMARY TEST DATA
ON
5CL10D98G-180-CD-SFF**

PL21847/1746

Phase Linearity



Group Delay

