



**SUMMARY TEST DATA
ON
5CL12D9G-180-CD-SFF**

PL21852/1746

Customer: _____	Tested By: <u>L Yost</u>
SO No: _____	Temperature: <u>+25°C</u>
Model No: <u>5CL12D9G-180-CD-SFF</u>	Date: <u>11/9/17</u>
Serial No: <u>PL21852/1746</u>	Drawing No: <u>27609743</u> Rev: <u>A1</u>
Part No: _____	

TEST ITEM NO.	PARAMETERS	SPECIFIED VALUE	MEASURED VALUE	QA/QC
1	Center Frequency	12900 MHz Nom.	12906.9 MHz See Plot	PMI QA 2
2	3 dB Pass band Bandwidth:	180 MHz Min.	242.2 MHz See Plot	
3	Pass band VSWR:	1.5:1 Max	1.41:1 See Plot	
4	Passband Insertion Loss:	4 dB Max	1.72 dB See Plot	
5	Loss Ripple (peak-to-peak):	0.5 dB Max	0.45dB See Plot	
6	Phase Linearity:	±5° Max	±2.3° See Plot	
7	Rejection 65 dB:	DC – 8000 MHz	74 dB See Plot	
8	Rejection 60 dB:	8760 - 11520 MHz	85 dB See Plot	
9	Rejection 55 dB:	14200 - 17000 MHz	79 dB See Plot	
10	Input Power:	+30 dBm Max	dBm See Plot	
11	Impedance: (Source Load)	50 ohms Nom.	Pass	PMI QA 2

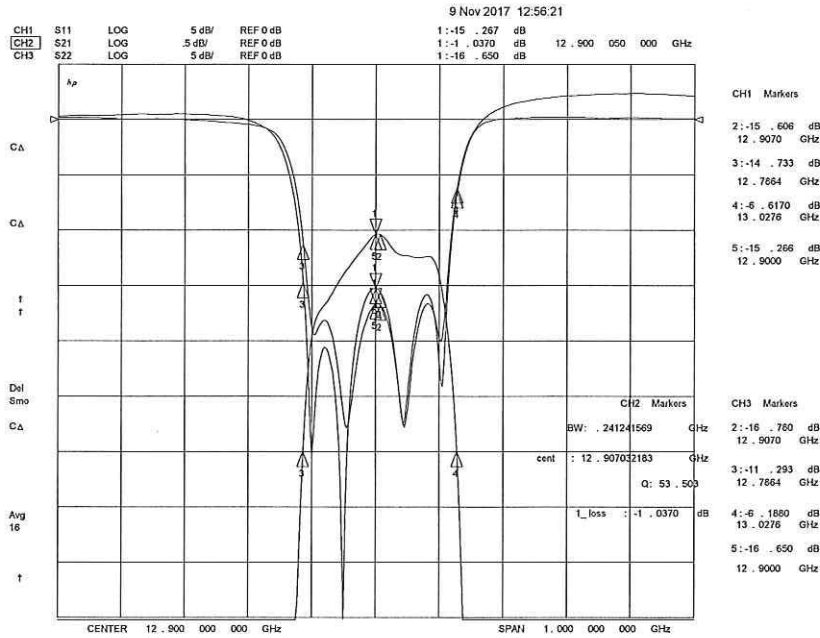
QA/QC Approval:  PMI QA 2 Date: 11/16/17



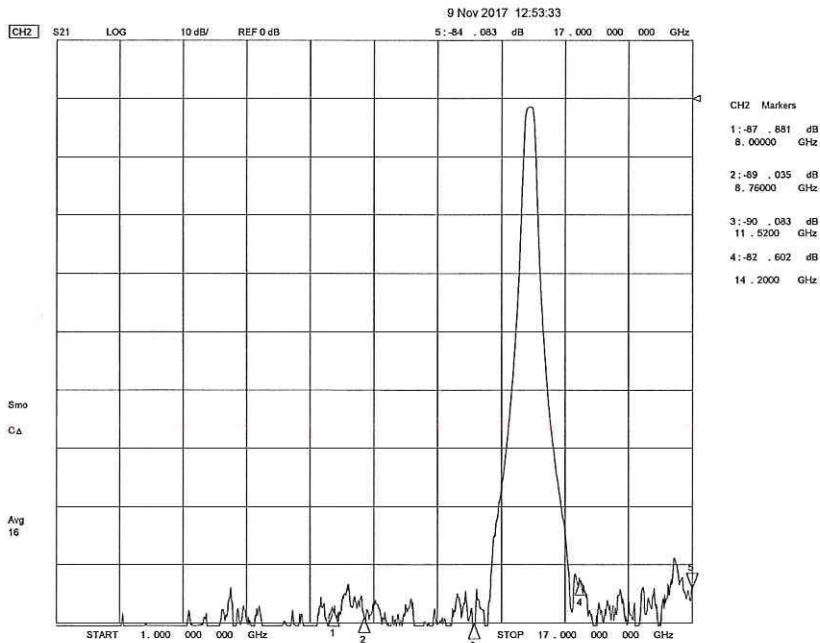
SUMMARY TEST DATA ON 5CL12D9G-180-CD-SFF

PL21852/1746

Passband



Rejection

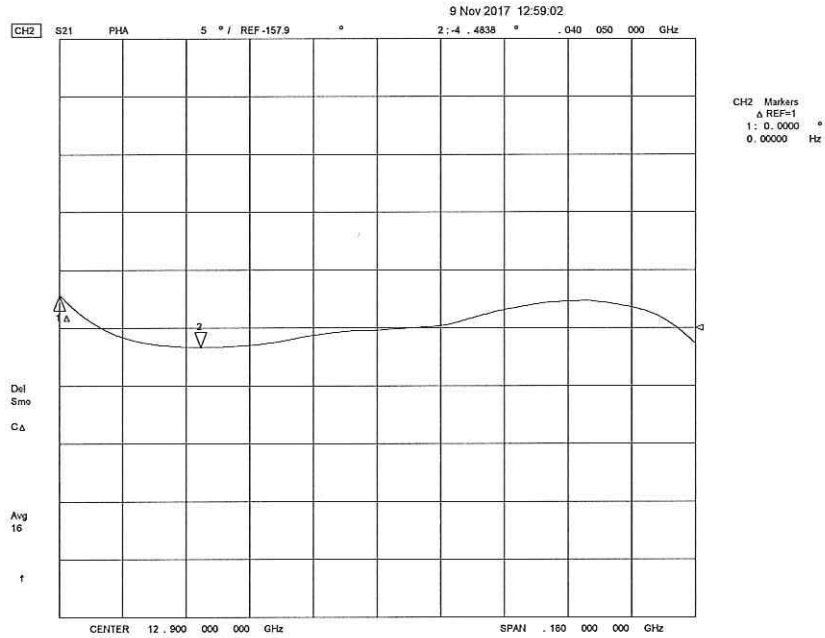




SUMMARY TEST DATA ON 5CL12D9G-180-CD-SFF

PL21852/1746

Phase Linearity



Group Delay

