



**SUMMARY TEST DATA  
ON  
P8T-100M40G-85-T-512-292FF-ROHS**

Customer: \_\_\_\_\_  
 SO No: \_\_\_\_\_  
 Model No: P8T-100M40G-85-T-512-292FF-ROHS  
 Serial No: PL21890/1748

Tested By: A. Lopez   
 Temperature: +25°C  
 Date: 3/1/2021  
 Drawing No: 27633460 Rev: B1

TEST ITEM NO.	PARAMETERS	SPECIFIED VALUE	TEST RESULTS	QA QC
1	Frequency Range:	0.1GHz to 40GHz	0.1GHz to 40GHz	<b>PMI QA3</b>
2	Insertion Loss:	10dB Max. 6dB Typ. (0.1 to 18 GHz) 7dB Typ. (18 to 26.5 GHz) 9.5dB Typ. (26.5 to 40 GHz).	5.29 dB (0.1 to 18 GHz)	
			6.19 dB (18 to 26.5 GHz)	
			7.95 dB (26.5 to 40 GHz)	
			See Graphs	
3	Isolation:	90dB Min (0.1 to 18 GHz) 80dB Min (18 to 26.5 GHz) 70dB Min (26.5 to 40 GHz)	96.48 dB (0.1 to 18 GHz)	
			86.68 dB (18 to 26.5 GHz)	
			77.92 dB (26.5 to 40 GHz)	
			See Graphs	
4	VSWR:	2.5:1 Typ.	2.67 :1 See Graphs	
5	Operating Input Power:	+20 dBm CW Max.	Pass See Typical Characteristics	
6	Switching Speed:	100ns Max	Pass See Typical Characteristics	
7	Control TTL	Logic "0" = Insertion Loss Logic "1" = Isolation	Pass	
8	Power Supply:	+5 VDC @ 250 mA -12 VDC @ 100 mA	+5 VDC @ 72 mA -12 VDC @ 68 mA	<b>PMI QA3</b>

QA/QC Approval: \_\_\_\_\_



**PMI QA3**

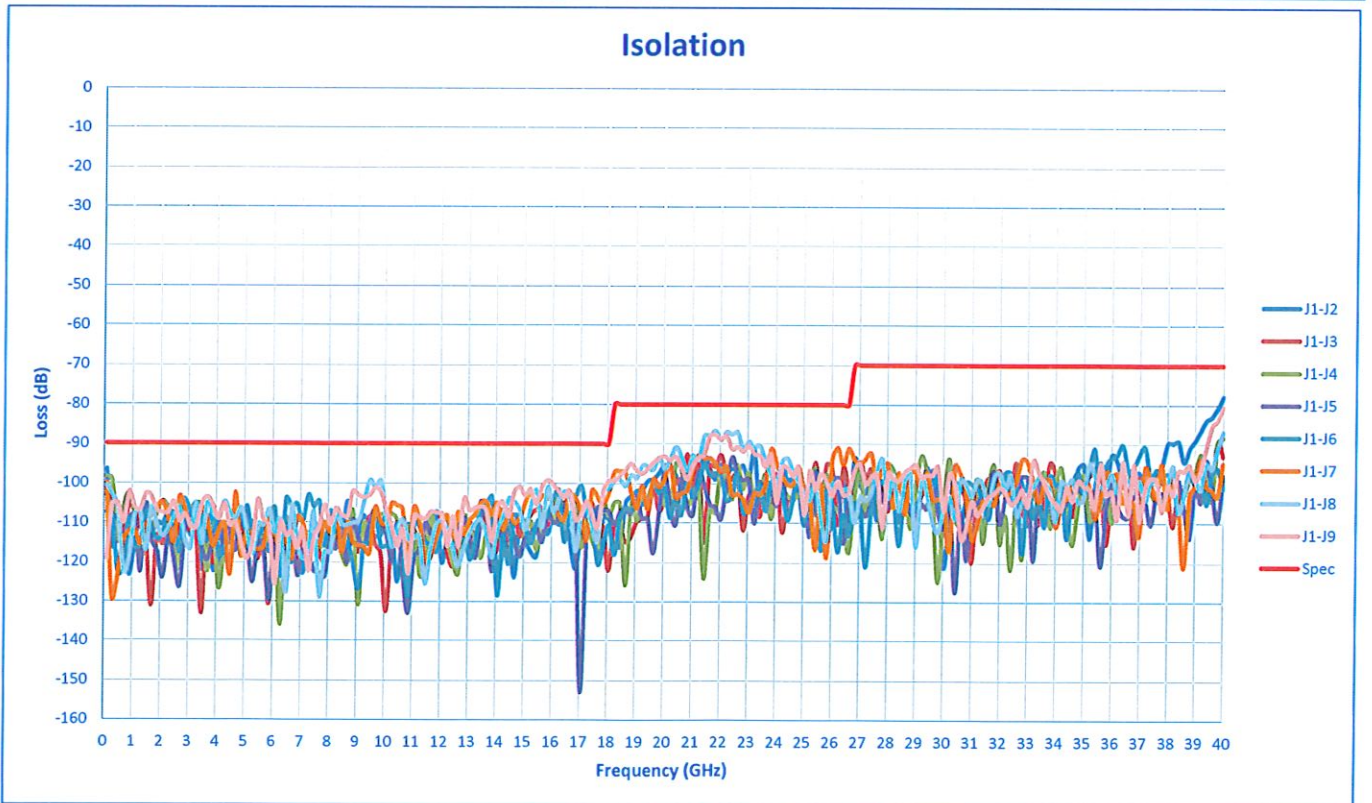
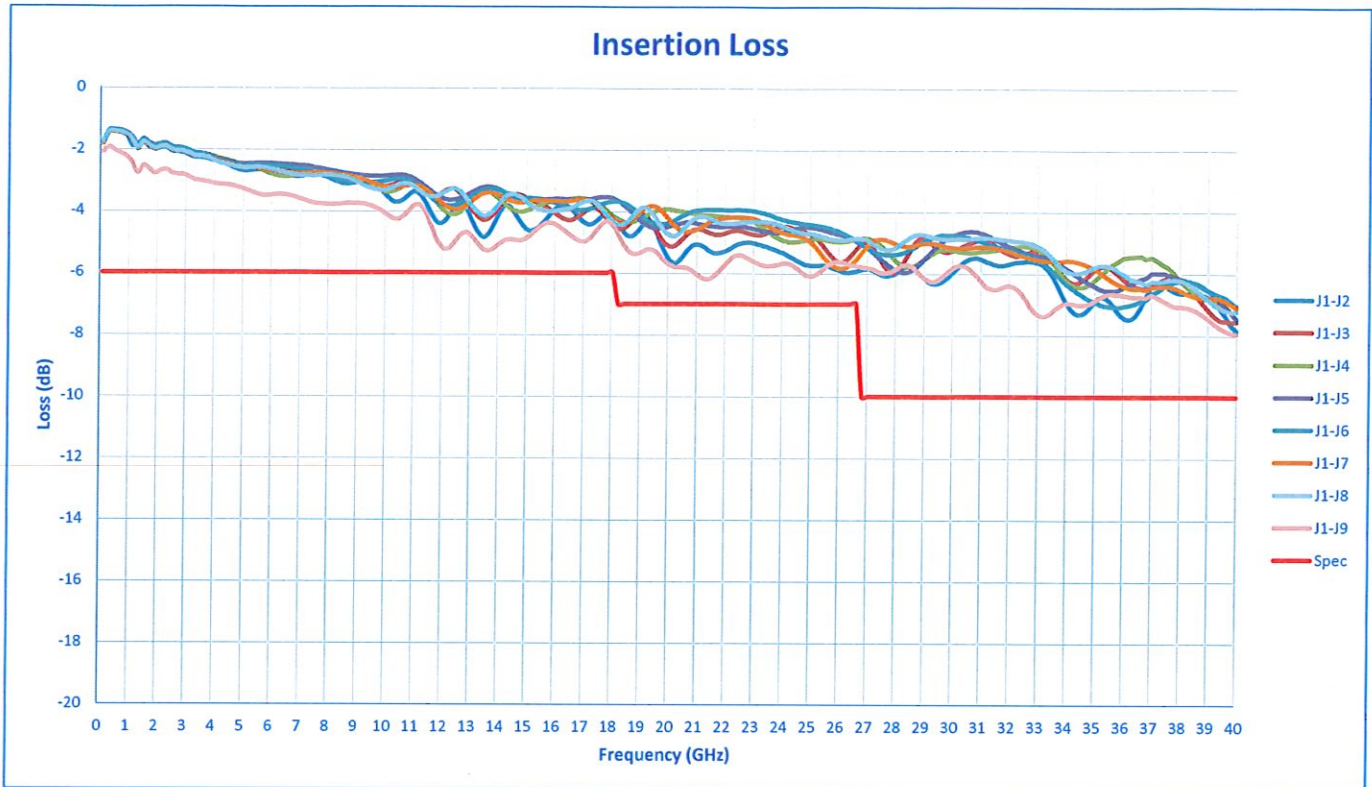


Date: 3/3/21



# SUMMARY TEST DATA ON P8T-100M40G-85-T-512-292FF-ROHS

PL21890/1748

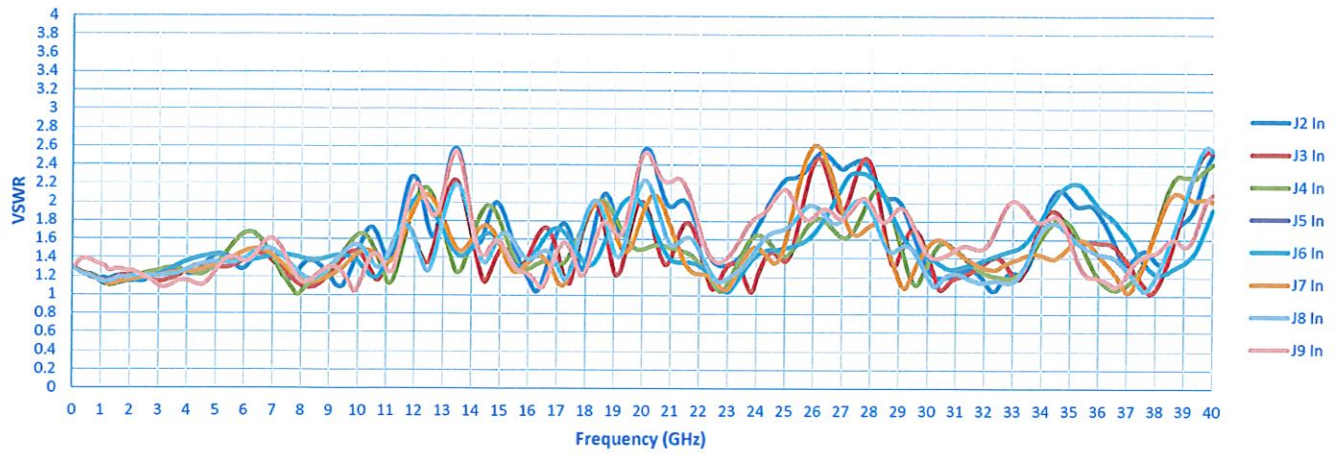




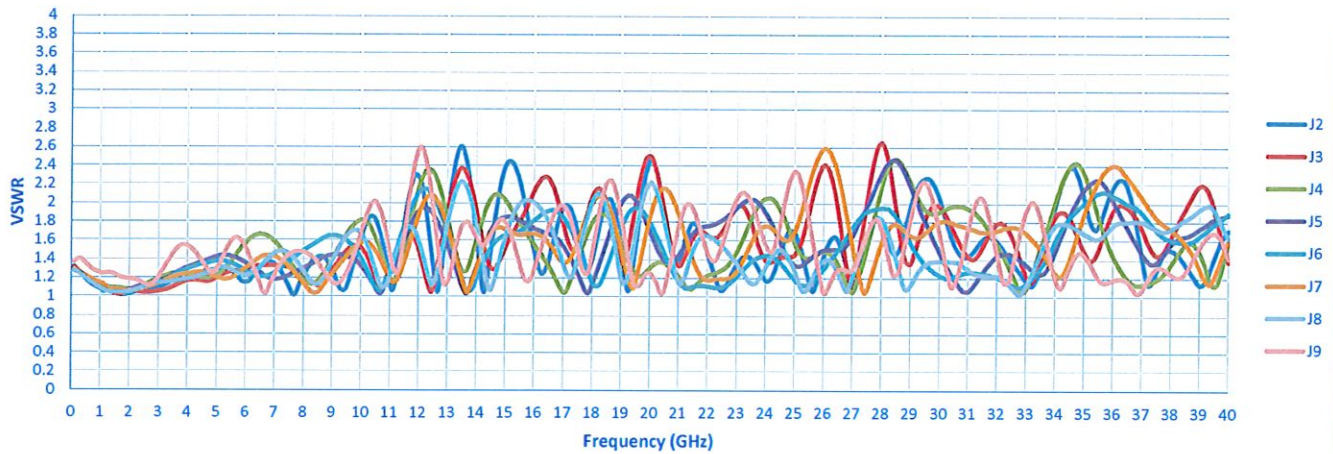
# SUMMARY TEST DATA ON P8T-100M40G-85-T-512-292FF-ROHS

PL21890/1748

### Input VSWR



### Output VSWR



### Output VSWR (Termination)

