



**SUMMARY TEST DATA
ON
PEC-40/25-218-21-12-SFF-TTLVG Rev.B**

PL21894/1748

Customer: _____	Tested By: <u>H. Gonzales</u>
SO No: _____	Temperature: <u>-25°C, +25°C, +75°C</u>
Model No: <u>PEC-40/25-218-21-12-SFF-TTLVG Rev.B</u>	Date: <u>12/05/17</u>
Serial No: <u>PL21894/1748</u>	Drawing No: <u>27605737</u> Rev: <u>A2</u>

TEST. ITEM NO	PARAMETERS	SPECIFIED VALUE	TEST RESULTS	QA QC
1	Frequency Range:	2 – 18 GHz	2 – 18 GHz See Plots	PMI QA 2
2	Gain @ -25°C: Max. Gain Position Min. Gain Position	+42dB ± 2.0dB Max +27dB ± 2.0dB Max	±42.00dB ±27.00dB Pass	PMI QA 2
3	Gain @ +25°C: Max. Gain Position Min. Gain Position	+40dB ± 2.0dB Max +25dB ± 2.0dB Max	±41.82dB ±26.82dB See Plots	Plot Provided
4	Gain @ +75°C: Max. Gain Position Min. Gain Position	+37dB ± 2.0dB Max +22dB ± 2.0dB Max	±37.00dB ±22.00dB Pass	PMI QA 2
5	Pout @ 1dB Compression @ -25°C: Max. Gain Position Min. Gain Position	+21dBm Min. +20dBm Min.	+21dBm +20dBm Pass	PMI QA 2
6	Pout @ 1dB Compression @ +25°C: Max. Gain Position Min. Gain Position	+21dBm Min. +20dBm Min.	+21dBm +20dBm Pass	PMI QA 2
7	Pout @ 1dB Compression @ +75°C: Max. Gain Position Min. Gain Position	+20dBm Min. +20dBm Min.	+21dBm +20dBm Pass	PMI QA 2
8	Saturated Output Power (Both Gains) Over Operating Temperature Range:	+26dBm. Max.	+26dBm Pass	PMI QA 2
9	Noise @ -25°C: Max. Gain Position Min. Gain Position	+3.8 dB Max. +6.0 dB Max.	+3.5dB +3.4dB	PMI QA 2
10	Noise @ +25°C: Max. Gain Position Min. Gain Position	+4.5 dB Max. +7.0 dB Max.	+4.1dB +4.0dB See Plots	Plot Provided
11	Noise @ +75°C: Max. Gain Position Min. Gain Position	+5.0 dB Max. +8.0 dB Max.	+5.4dB +4.7dB	PMI QA 2
12	VSWR In/Out:	2.0:1 Max.	Max. Gain Input 1.71:1 Output 1.54:1 Min. Gain Input 1.69:1 Output 1.57:1 See Plots	Plot Provided

7311-F Grove Road Frederick, MD 21704 USA Phone: (301)662-5019 Fax: (301)662-1731
Email: sales@pmi-rf.com



**SUMMARY TEST DATA
ON
PEC-40/25-218-21-12-SFF-TTLVG Rev.B**

PL21894/1748

13	Input/Output Impedance:	50Ω Nominal	50Ω See Plot	PMI QA 2
14	Input Power (Without Damage):	+20dBm CW Max	+20dBm Pass	PMI QA 2
15	In-Band Harmonics @ or below the 1dB Compression Point:	-10dBc Min.	-10dBc Pass	PMI QA 2
16	Spurious Output Signal @ Any Signal Level Up To The Max Input Level:	-80dBc Max.	-80dBc Pass	PMI QA 2
17	Pulse Rise Time with Input Signals up to 20dBm:	<5ns	<5ns Pass	PMI QA 2
18	Pulse Overshoot with Input Signals up to 20dBm:	<0.5dB	<0.5dB Pass	PMI QA 2
19	Pulse Droop with pulses up to 250u in Duration Input Signals up to -20dBm:	<2.0dB	<2.0dB Pass	PMI QA 2
20	Pulse Recovery Time with pulses up to 250u in Duration Input Signals up to -20dBm:	15ns	15ns Pass	PMI QA 2
21	Gain Switching Time:	<500ns	<500ns Pass	PMI QA 2
22	Gain Switch Control:	TTL High "1" - Max. Gain TTL Low "0" - Min. Gain	Pass	PMI QA 2
23	DC Supply:	780mA Max@ +12V ±5% Max Gain Position. 610mA Max@ +12V ± 5% Min Gain Position.	365mA @ Max Gain Position. 364mA @ Min Gain Position.	PMI QA 2

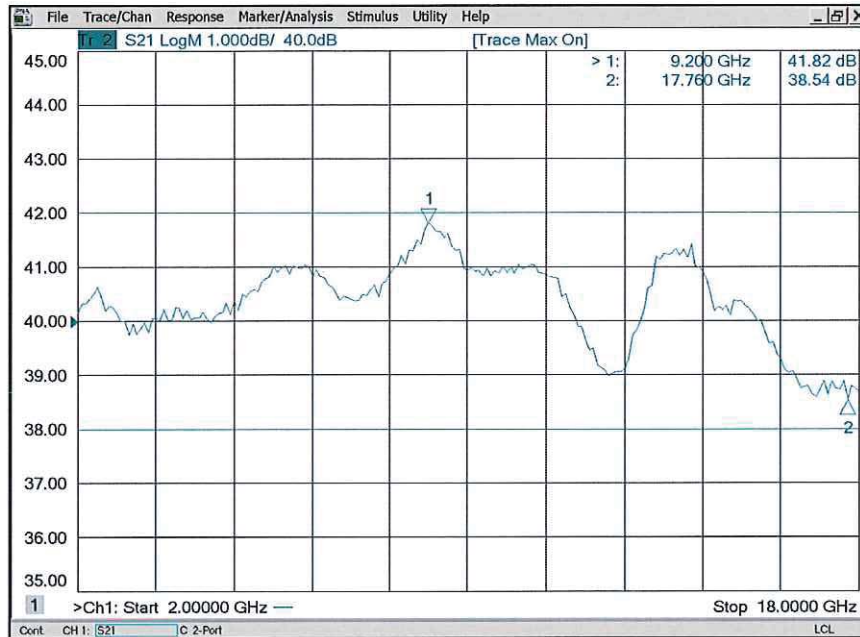
QA/QC Approval:  PMI QA 2 Date: 12/5/17



**SUMMARY TEST DATA
ON
PEC-40/25-218-21-12-SFF-TTLVG Rev.B**

PL21894/1748

**Gain & Return Loss (S21, S11 and S22)
"TTL" = High (Max. Gain)**

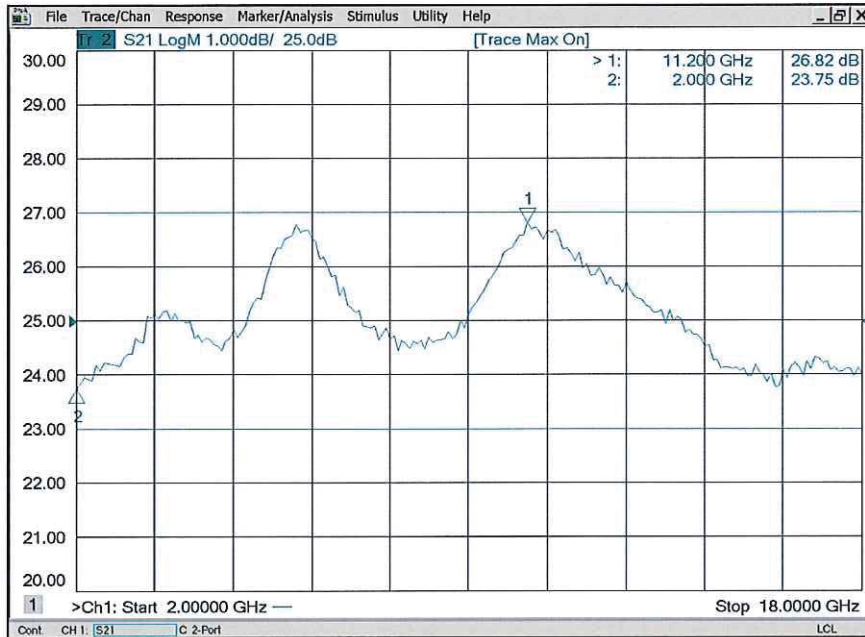




**SUMMARY TEST DATA
ON
PEC-40/25-218-21-12-SFF-TTLVG Rev.B**

PL21894/1748

**Gain & Return Loss (S21, S11 and S22)
"TTL" = Low (Min. Gain)**

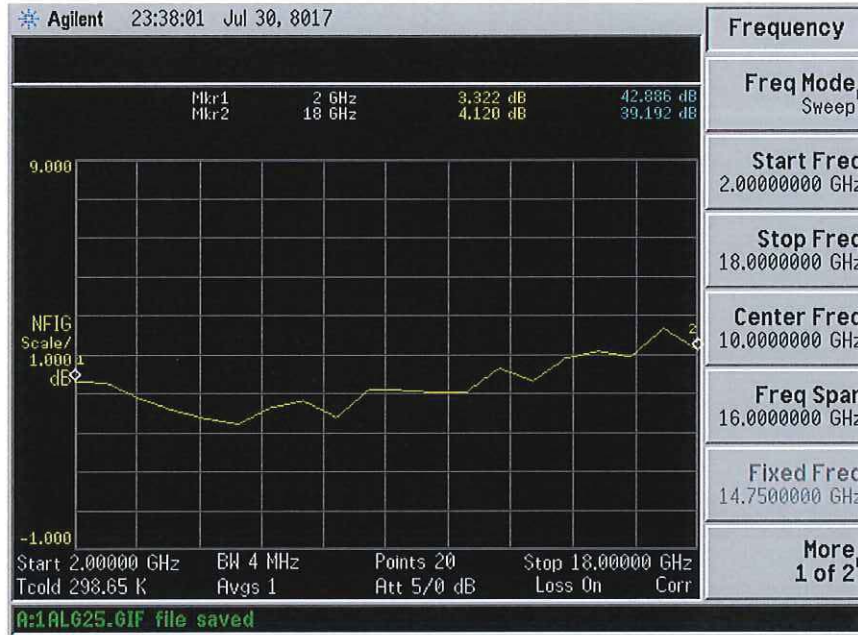




**SUMMARY TEST DATA
ON
PEC-40/25-218-21-12-SFF-TTLVG Rev.B**

PL21894/1748

**Noise Figure Plot
"TTL" = High (Max. Gain)**



**Noise Figure Plot
"TTL" = Low (Min. Gain)**

