



**SUMMARY TEST DATA
ON
P8T-100M40G-85-T-512-292FF-
ROHS**

PL21934/1751

Customer: _____ Tested By: A. Lopez
 SO No: _____ Temperature: +25°C
 Model No: P8T-100M40G-85-T-512-292FF-ROHS Date: 12/19/17
 Serial No: PL21934/1751 Drawing No: 27633460 Rev: A1

TEST. ITEM NO	PARAMETERS	SPECIFIED VALUE	TEST RESULTS	QA QC
1	Frequency Range:	0.1GHz to 40GHz	0.1GHz to 40GHz (See Plots)	
2	Insertion Loss:	10dB Max. 6dB Typ. (0.1 to 18 GHz) 7dB Typ. (18 to 26.5 GHz) 9.5dB Typ. (26.5 to 40 GHz).	(0.1 to 18 GHz) 4.97 dB (18 to 26.5 GHz) 5.66 dB (26.5 to 40 GHz) 8.45 dB (See Plots)	
3	Isolation:	90dB Min (0.1 to 18 GHz) 80dB Min (18 to 26.5 GHz) 70dB Min (26.5 to 40 GHz)	(0.1to 18 GHz) 90.71 dB (18 to 26.5 GHz) 80.84 dB (26.5 to 40 GHz) 71.24 dB (See Plots)	
4	VSWR:	2.5:1 Typ.	Input 2.35 : 1 Output 2.48 : 1 (See Plots)	
5	Operating Input Power:	+20dBm CW Max	Pass See Typical Characteristics	
6	Switching Speed:	100ns Max	Pass See Typical Characteristics	
7	Control TTL	Logic "0" = Insertion Loss Logic "1" = Isolation	Pass	
8	Power Supply:	+5VDC @ 180mA -12VDC @ 65mA	+5VDC @ 161mA -12VDC @ 65mA	

QA/QC Approval: _____ Date: _____

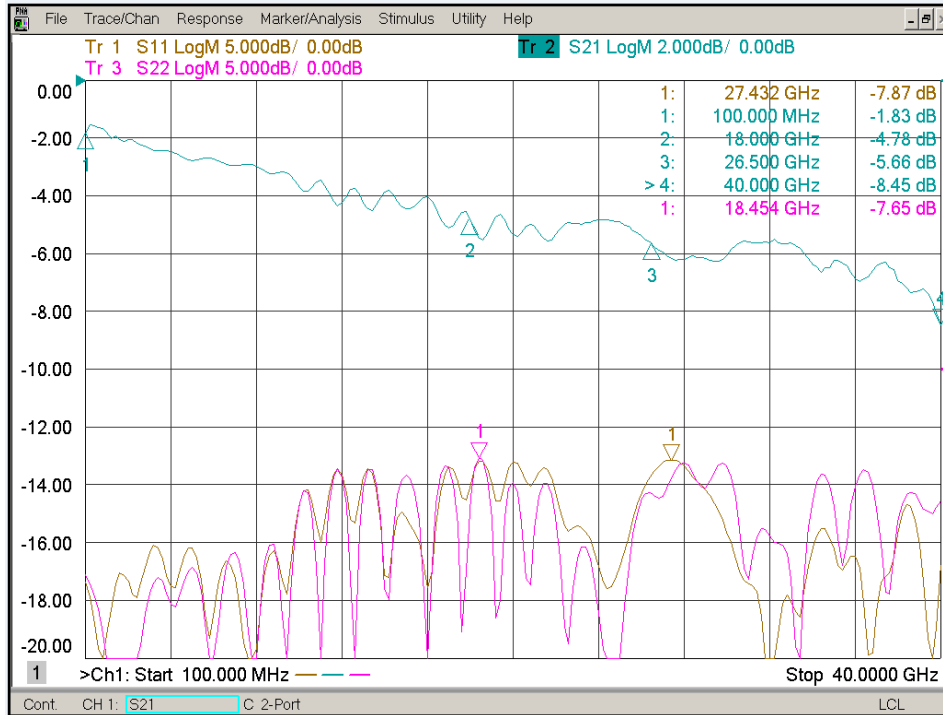
7311-F Grove Road Frederick, MD 21704 USA Phone: (301)662-5019 Fax: (301)662-1731
 Email: sales@pmi-rf.com



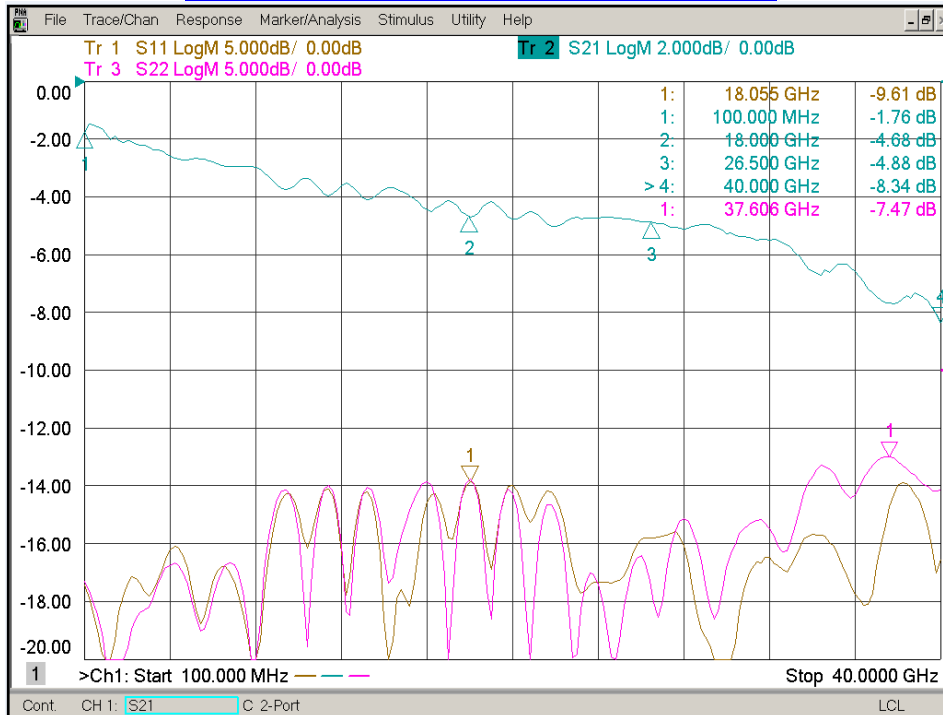
**SUMMARY TEST DATA
ON
P8T-100M40G-85-T-512-292FF-
ROHS**

PL21934/1751

(J1-J2) Insertion Loss and Return Loss



(J1-J3) Insertion Loss and Return Loss



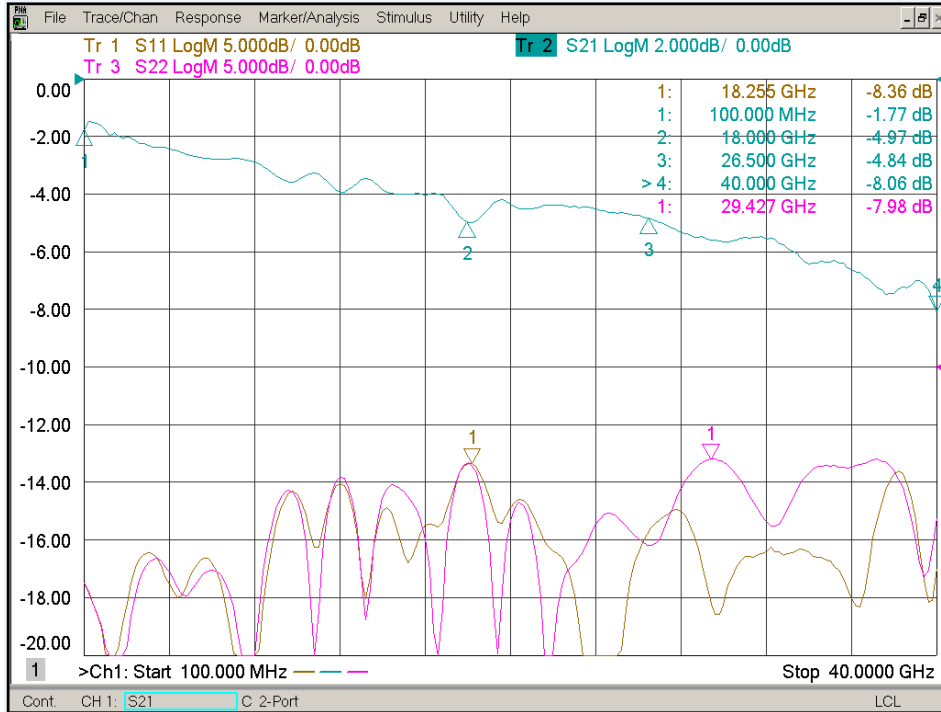
7311-F Grove Road Frederick, MD 21704 USA Phone: (301)662-5019 Fax: (301)662-1731
Email: sales@pmi-rf.com



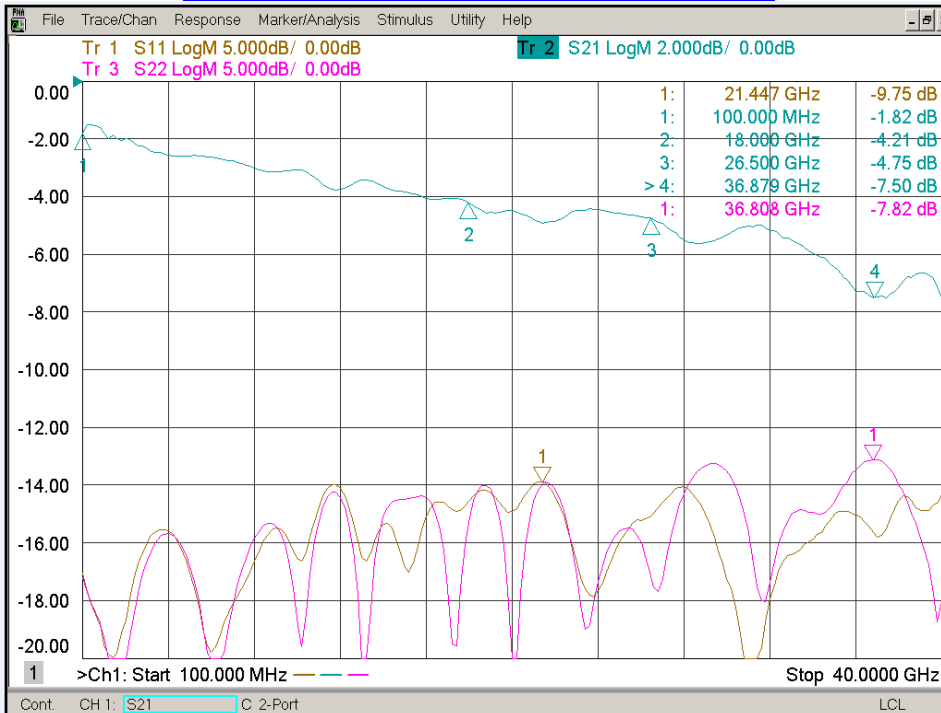
**SUMMARY TEST DATA
ON
P8T-100M40G-85-T-512-292FF-
ROHS**

PL21934/1751

(J1-J4) Insertion Loss and Return Loss



(J1-J5) Insertion Loss and Return Loss



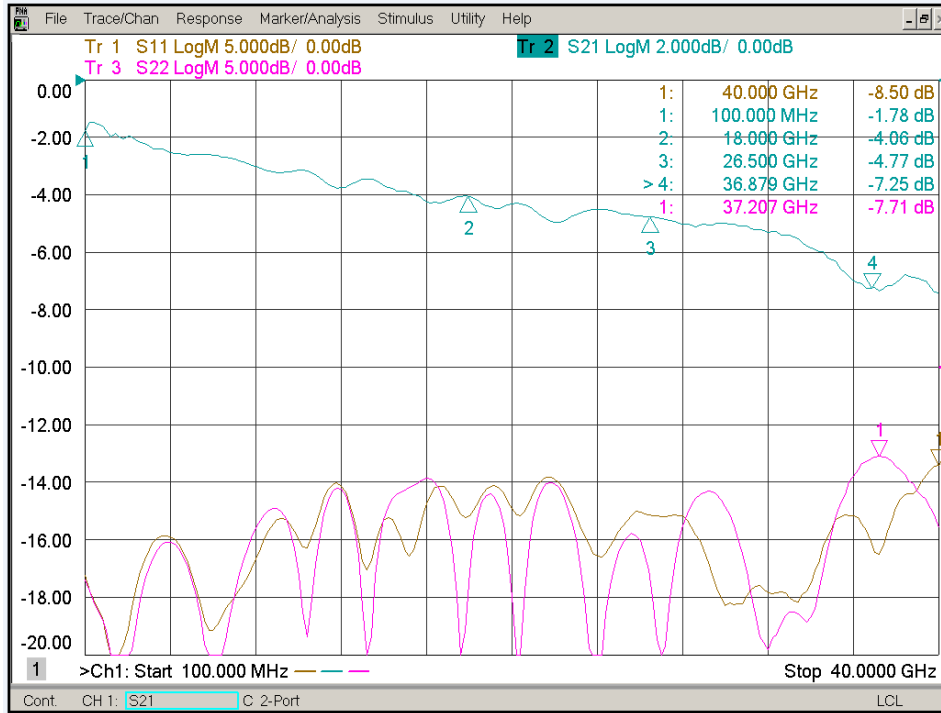
7311-F Grove Road Frederick, MD 21704 USA Phone: (301)662-5019 Fax: (301)662-1731
Email: sales@pmi-rf.com



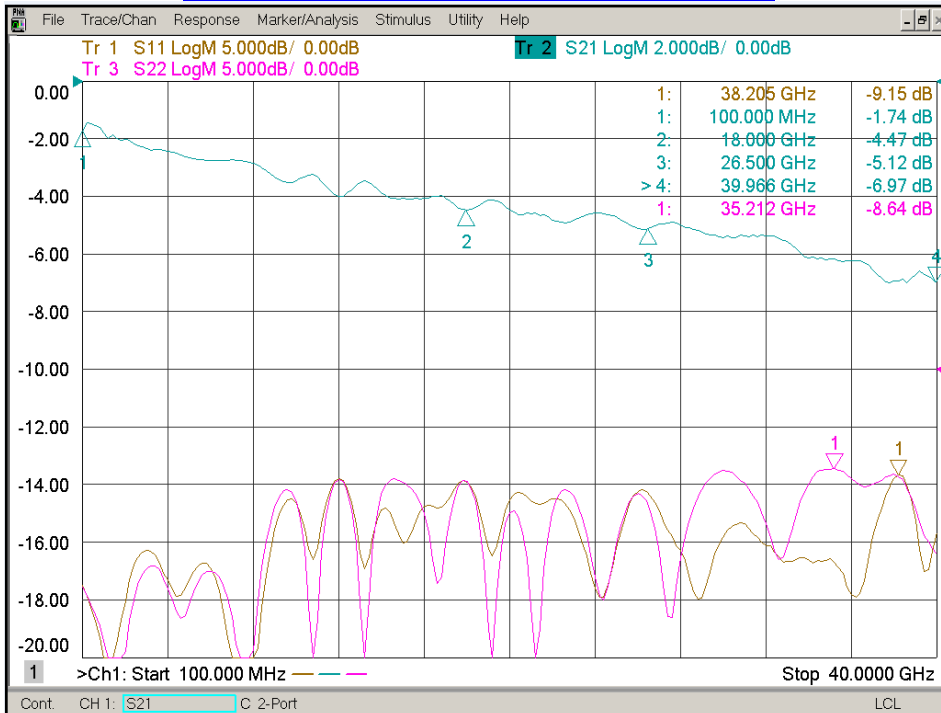
**SUMMARY TEST DATA
ON
P8T-100M40G-85-T-512-292FF-
ROHS**

PL21934/1751

(J1-J6) Insertion Loss and Return Loss



(J1-J7) Insertion Loss and Return Loss

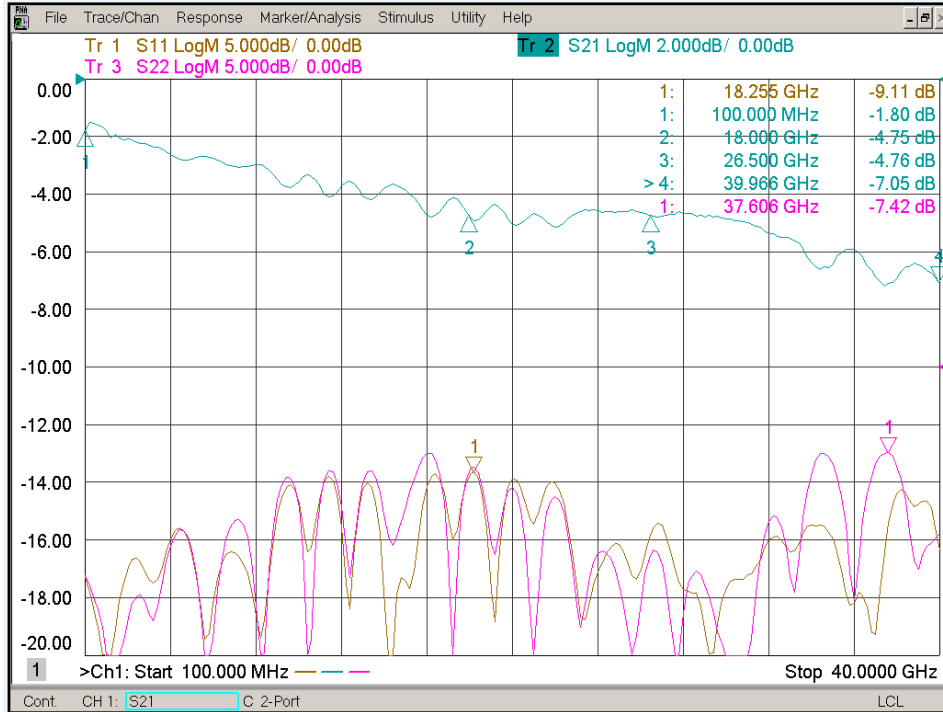




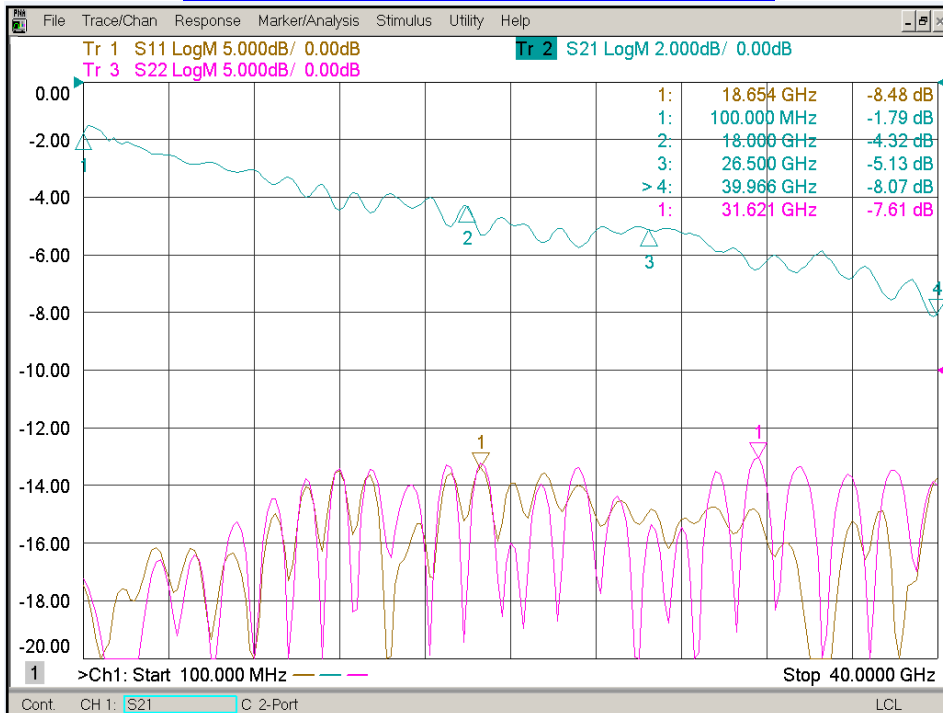
**SUMMARY TEST DATA
ON
P8T-100M40G-85-T-512-292FF-
ROHS**

PL21934/1751

(J1-J8) Insertion Loss and Return Loss



(J1-J9) Insertion Loss and Return Loss



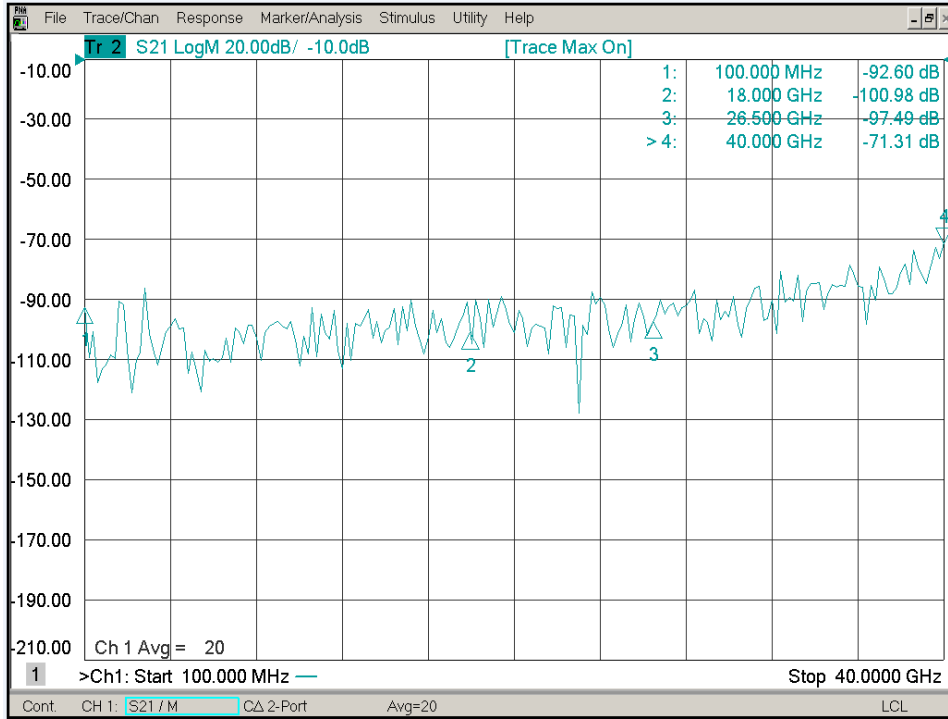
7311-F Grove Road Frederick, MD 21704 USA Phone: (301)662-5019 Fax: (301)662-1731
Email: sales@pmi-rf.com



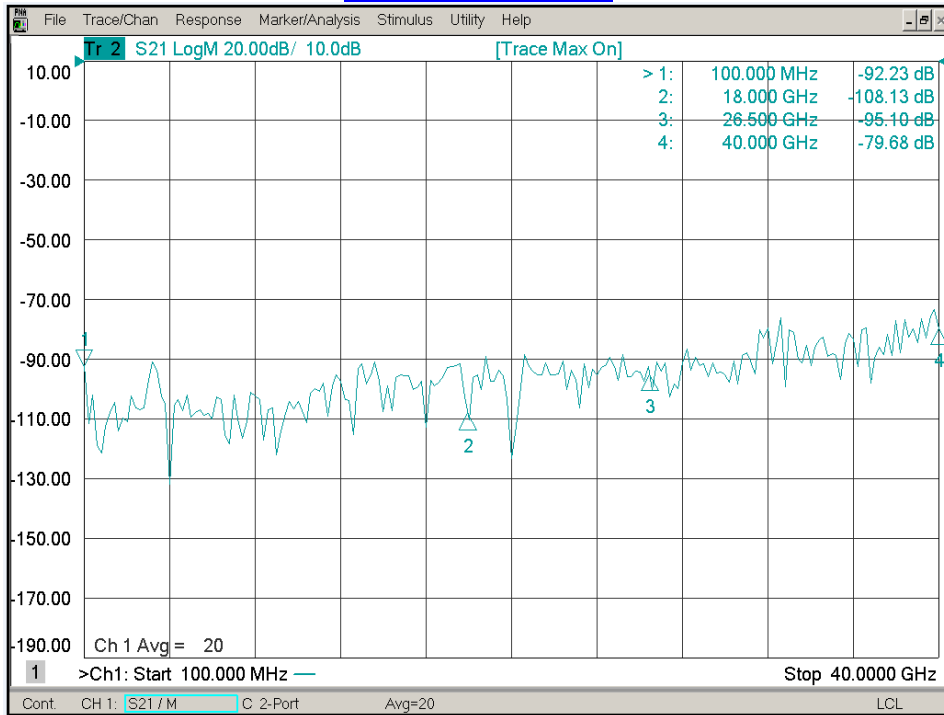
**SUMMARY TEST DATA
ON
P8T-100M40G-85-T-512-292FF-
ROHS**

PL21934/1751

(J1 – J2) Isolation



(J1 – J3) Isolation

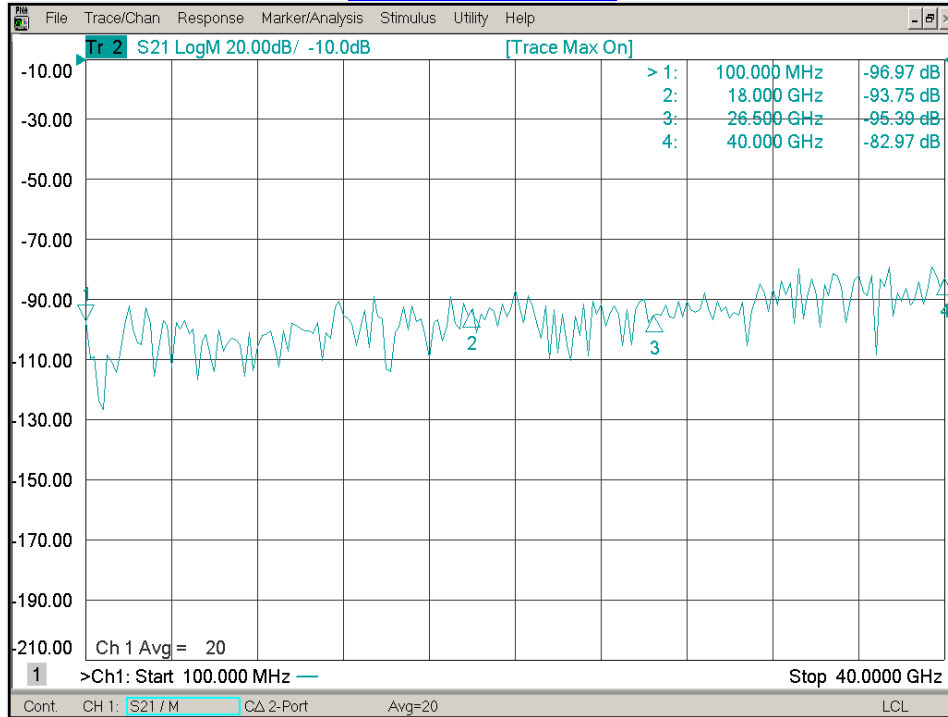




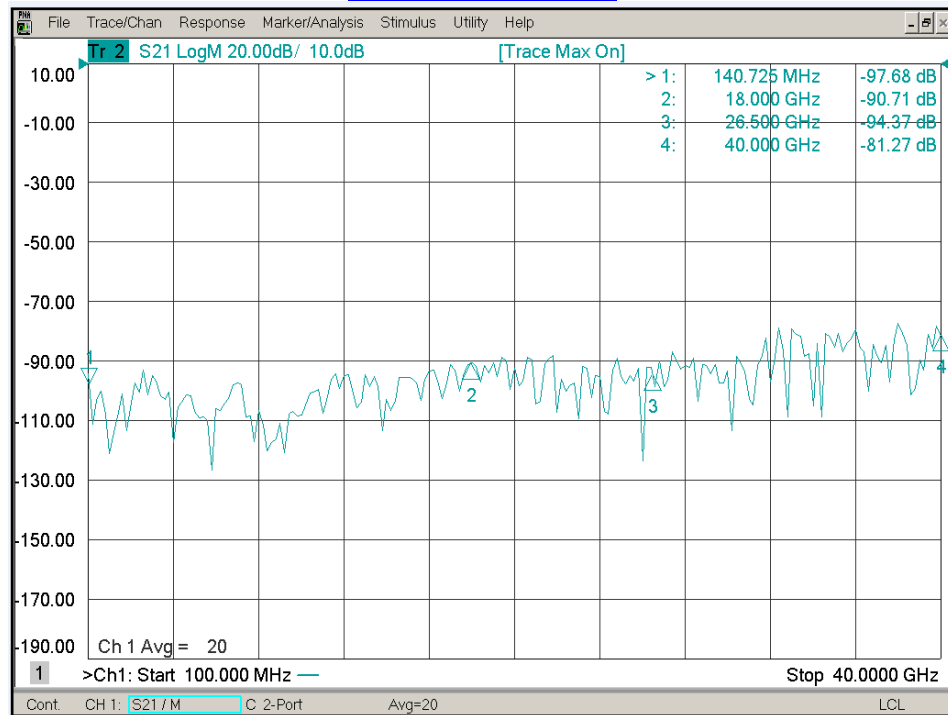
**SUMMARY TEST DATA
ON
P8T-100M40G-85-T-512-292FF-
ROHS**

PL21934/1751

(J1 – J4) Isolation



(J1 – J5) Isolation



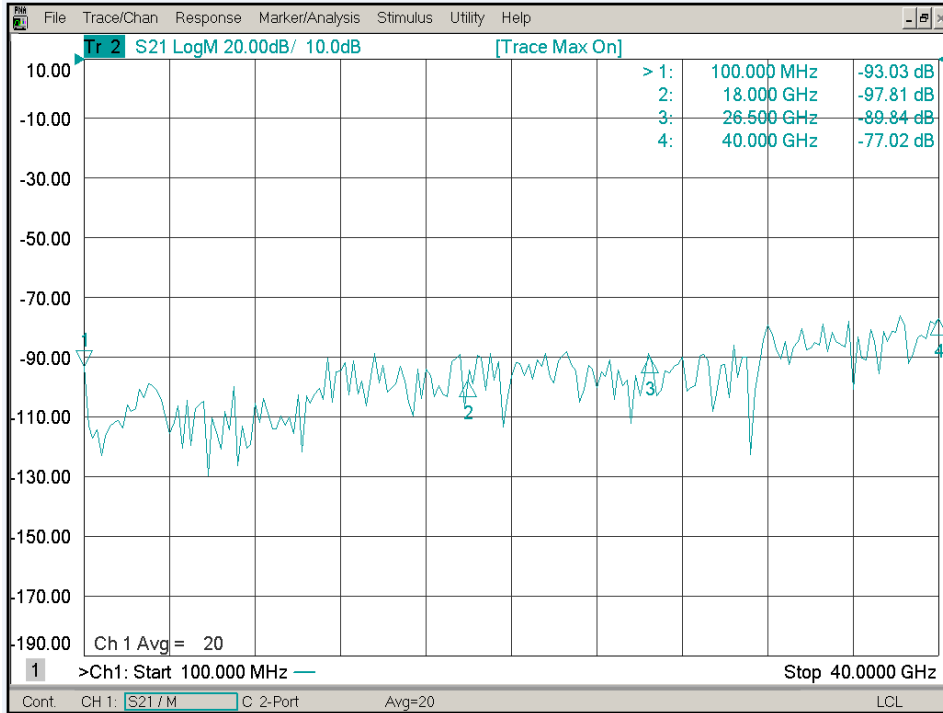
7311-F Grove Road Frederick, MD 21704 USA Phone: (301)662-5019 Fax: (301)662-1731
Email: sales@pmi-rf.com



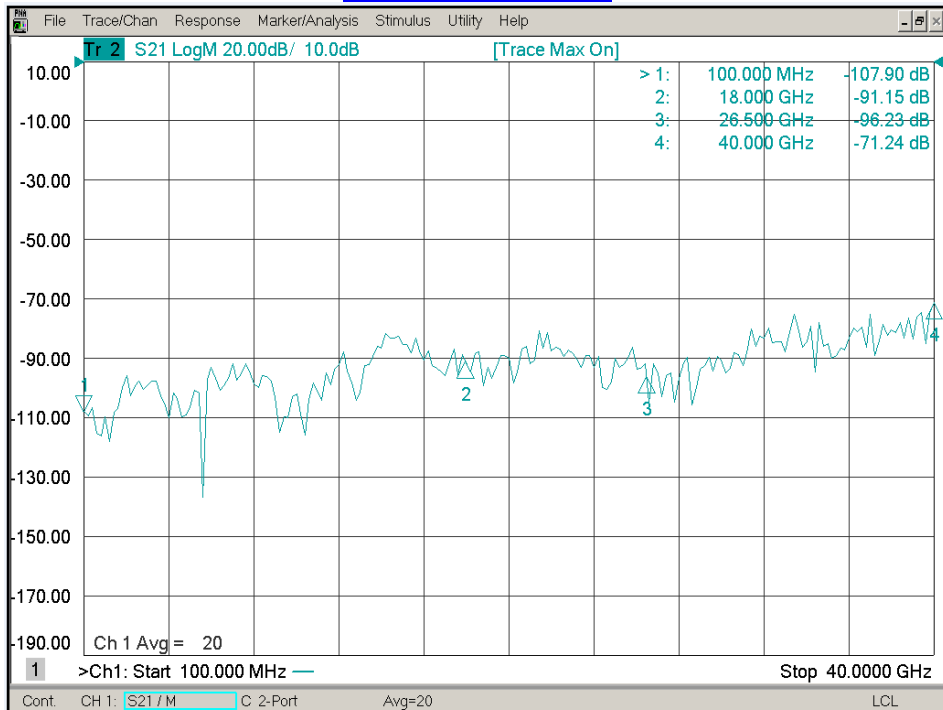
**SUMMARY TEST DATA
ON
P8T-100M40G-85-T-512-292FF-
ROHS**

PL21934/1751

(J1 – J6) Isolation



(J1 – J7) Isolation

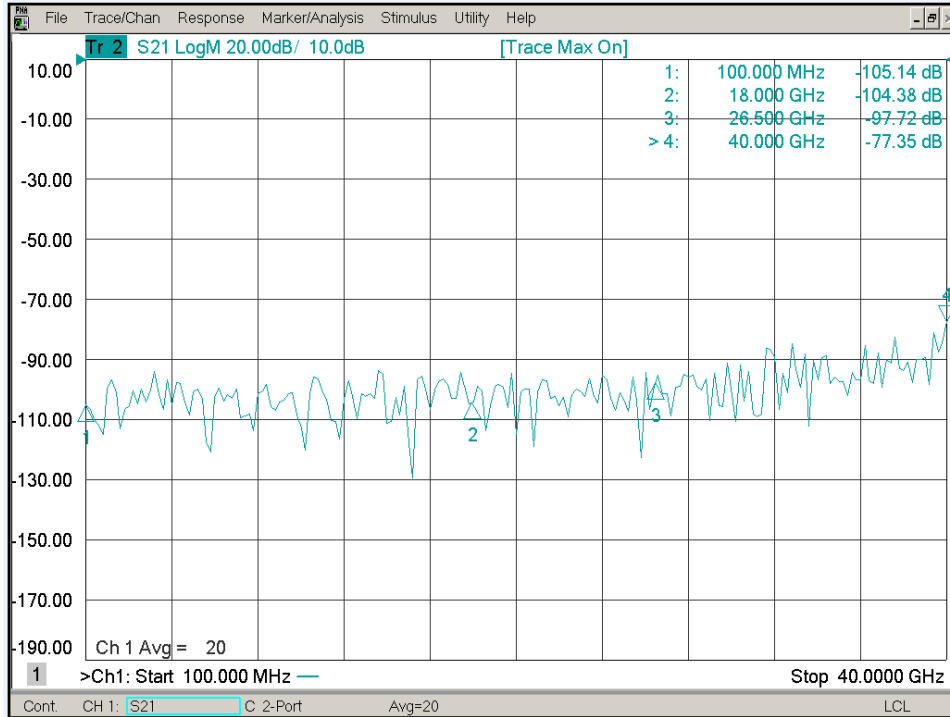




**SUMMARY TEST DATA
ON
P8T-100M40G-85-T-512-292FF-
ROHS**

PL21934/1751

(J1 – J8) Isolation



(J1 – J9) Isolation

