



**SUMMARY TEST DATA  
ON  
P8T-100M40G-85-T-512-292FF-  
ROHS**

PL21935/1751

Customer: \_\_\_\_\_ Tested By: A. Lopez  
 SO No: \_\_\_\_\_ Temperature: +25°C  
 Model No: P8T-100M40G-85-T-512-292FF-ROHS Date: 12/19/17  
 Serial No: PL21935/1751 Drawing No: 27633460 Rev: A1

TEST. ITEM NO	PARAMETERS	SPECIFIED VALUE	TEST RESULTS	QA QC
1	Frequency Range:	0.1GHz to 40GHz	0.1GHz to 40GHz (See Plots)	
2	Insertion Loss:	10dB Max. 6dB Typ. (0.1 to 18 GHz) 7dB Typ. (18 to 26.5 GHz) 9.5dB Typ. (26.5 to 40 GHz).	(0.1 to 18 GHz) 4.85 dB (18 to 26.5 GHz) 5.95 dB (26.5 to 40 GHz) 8.73 dB (See Plots)	
3	Isolation:	90dB Min (0.1 to 18 GHz) 80dB Min (18 to 26.5 GHz) 70dB Min (26.5 to 40 GHz)	(0.1to 18 GHz) 90.40 dB (18 to 26.5 GHz) 86.61 dB (26.5 to 40 GHz) 70.31 dB (See Plots)	
4	VSWR:	2.5:1 Typ.	Input 2.55 : 1 Output 2.50 : 1 (See Plots)	
5	Operating Input Power:	+20dBm CW Max	Pass See Typical Characteristics	
6	Switching Speed:	100ns Max	Pass See Typical Characteristics	
7	Control TTL	Logic "0" = Insertion Loss Logic "1" = Isolation	Pass	
8	Power Supply:	+5VDC @ 180mA -12VDC @ 65mA	+5VDC @ 161mA -12VDC @ 65mA	

QA/QC Approval: \_\_\_\_\_ Date: \_\_\_\_\_

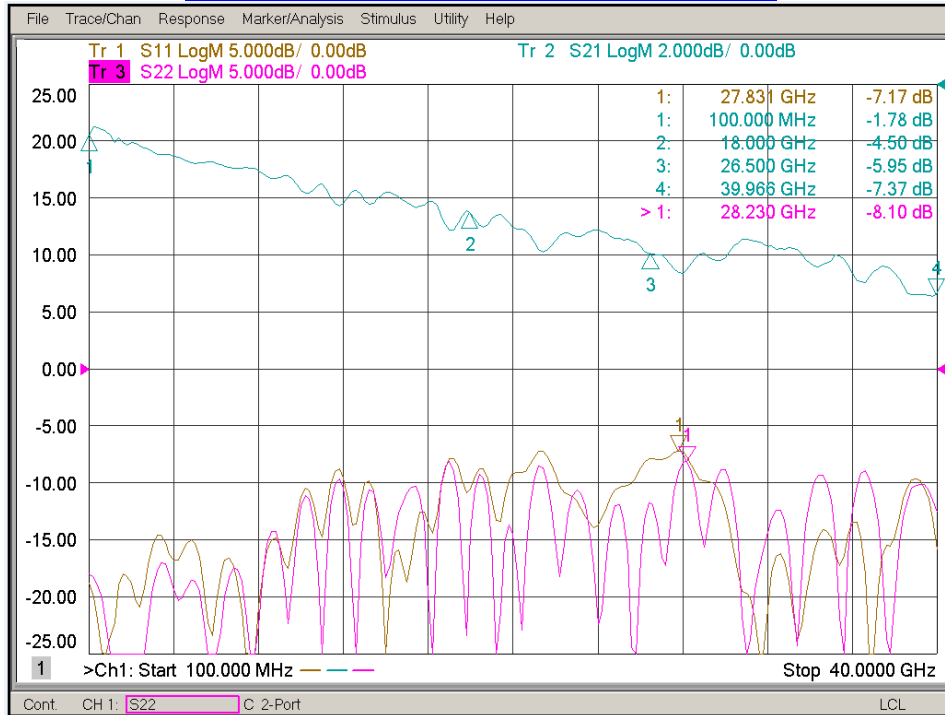
7311-F Grove Road Frederick, MD 21704 USA Phone: (301)662-5019 Fax: (301)662-1731  
 Email: [sales@pmi-rf.com](mailto:sales@pmi-rf.com)



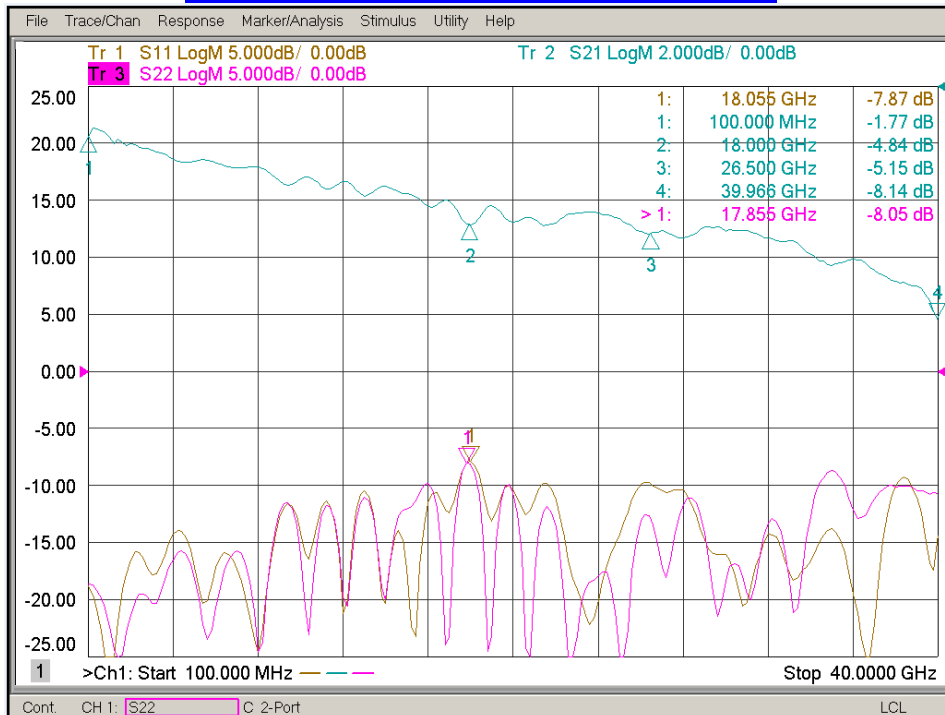
**SUMMARY TEST DATA  
ON  
P8T-100M40G-85-T-512-292FF-  
ROHS**

PL21935/1751

**(J1-J2) Insertion Loss and Return Loss**



**(J1-J3) Insertion Loss and Return Loss**



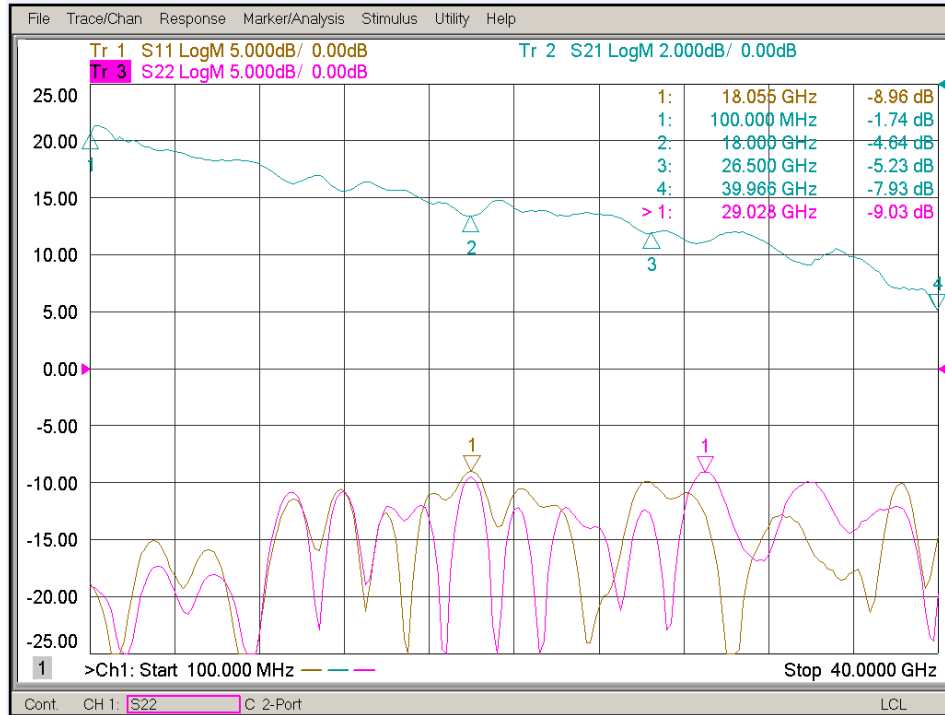
7311-F Grove Road Frederick, MD 21704 USA Phone: (301)662-5019 Fax: (301)662-1731  
Email: [sales@pmi-rf.com](mailto:sales@pmi-rf.com)



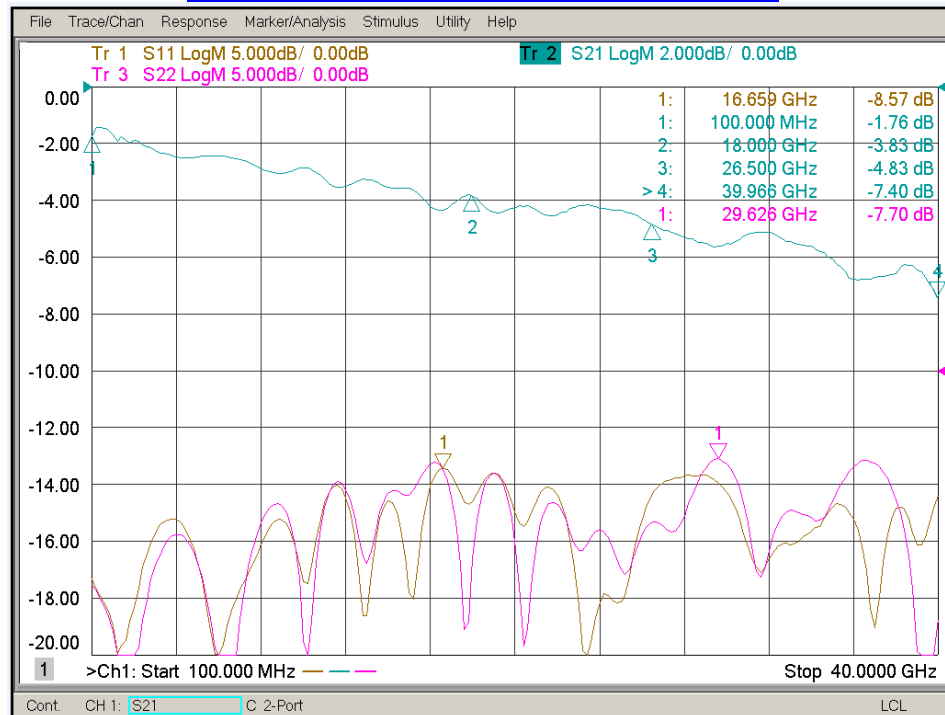
**SUMMARY TEST DATA  
ON  
P8T-100M40G-85-T-512-292FF-  
ROHS**

PL21935/1751

**(J1-J4) Insertion Loss and Return Loss**



**(J1-J5) Insertion Loss and Return Loss**



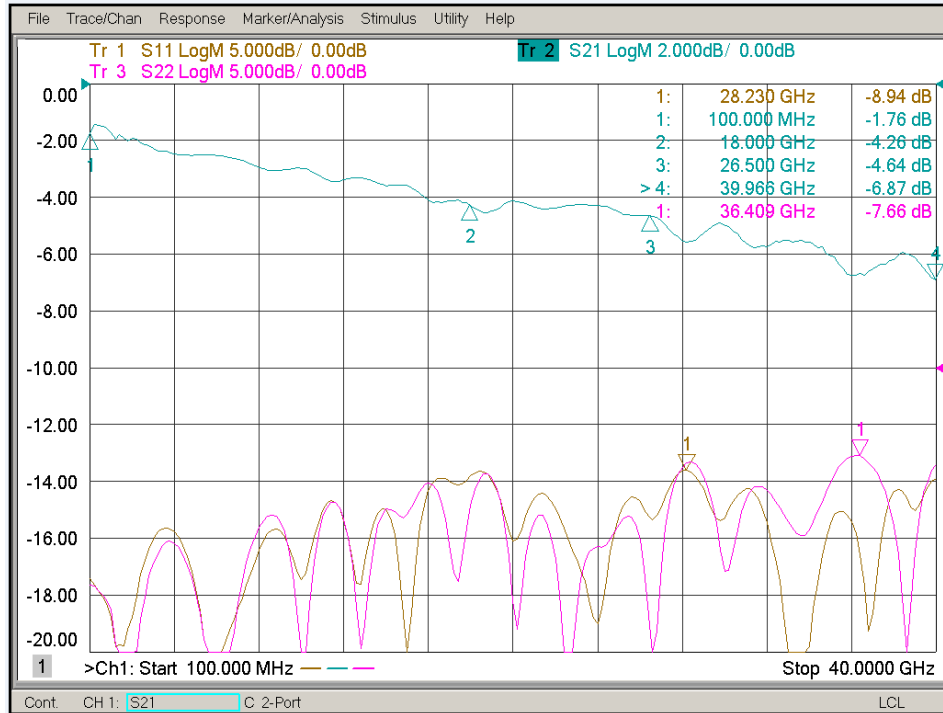
7311-F Grove Road Frederick, MD 21704 USA Phone: (301)662-5019 Fax: (301)662-1731  
Email: [sales@pmi-rf.com](mailto:sales@pmi-rf.com)



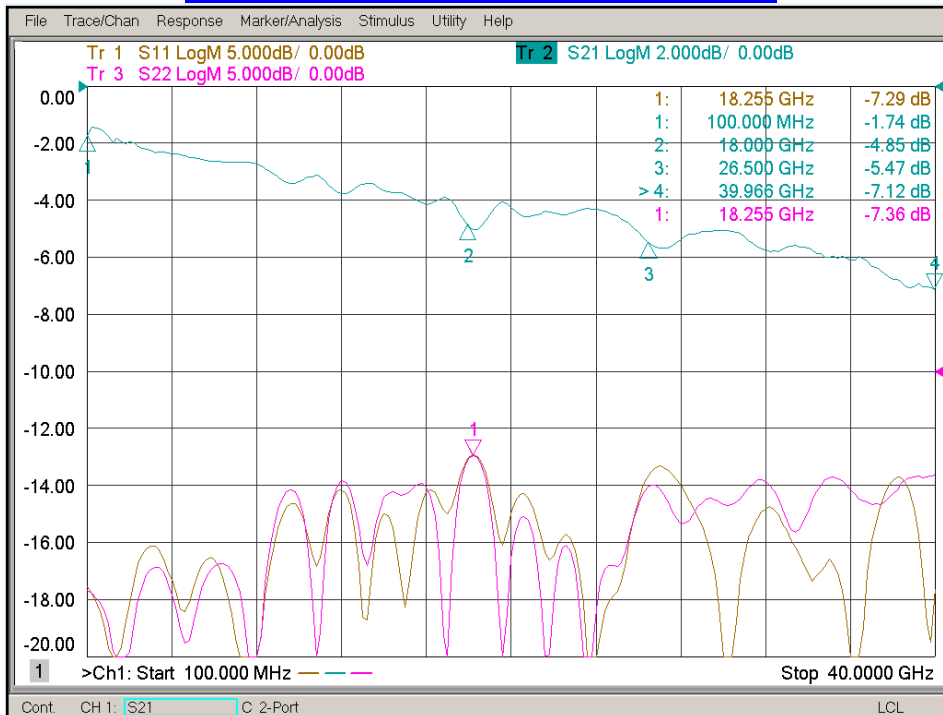
**SUMMARY TEST DATA  
ON  
P8T-100M40G-85-T-512-292FF-  
ROHS**

PL21935/1751

**(J1-J6) Insertion Loss and Return Loss**



**(J1-J7) Insertion Loss and Return Loss**



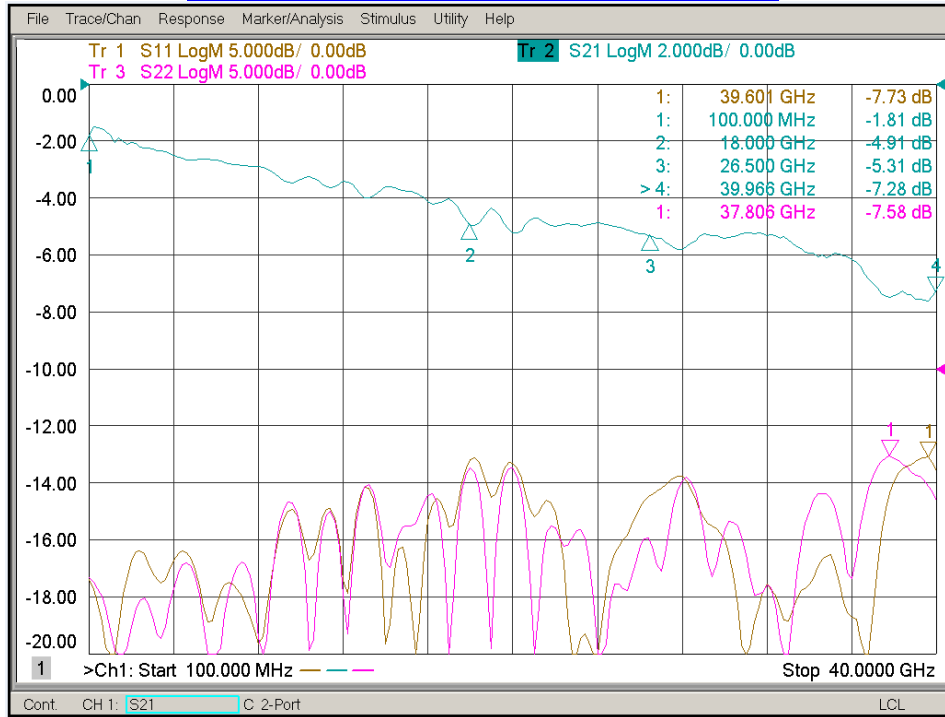
7311-F Grove Road Frederick, MD 21704 USA Phone: (301)662-5019 Fax: (301)662-1731  
Email: [sales@pmi-rf.com](mailto:sales@pmi-rf.com)



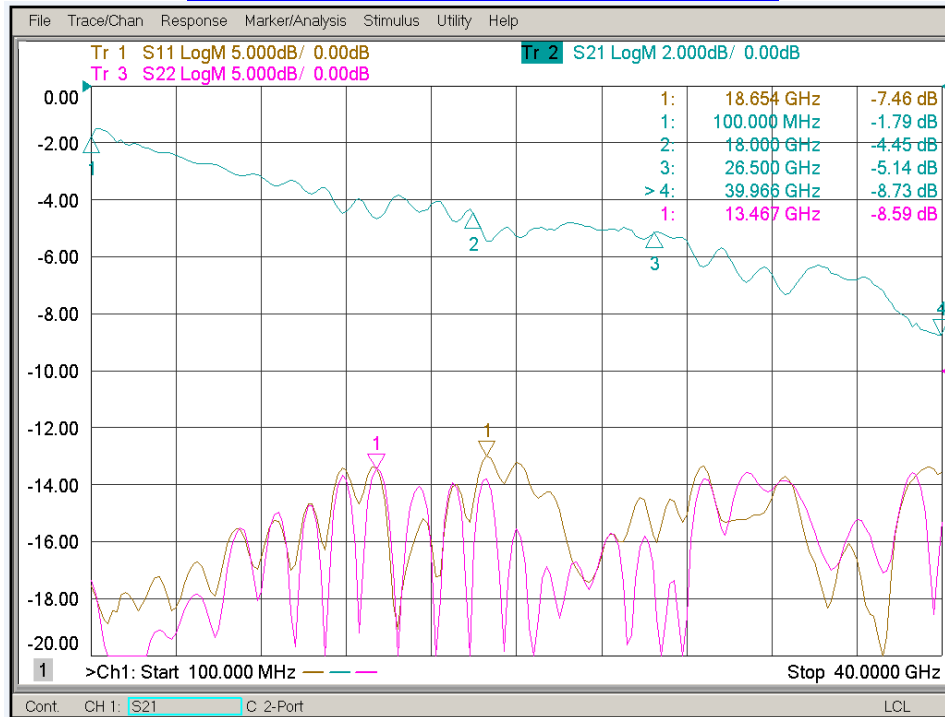
**SUMMARY TEST DATA  
ON  
P8T-100M40G-85-T-512-292FF-  
ROHS**

PL21935/1751

**(J1-J8) Insertion Loss and Return Loss**



**(J1-J9) Insertion Loss and Return Loss**



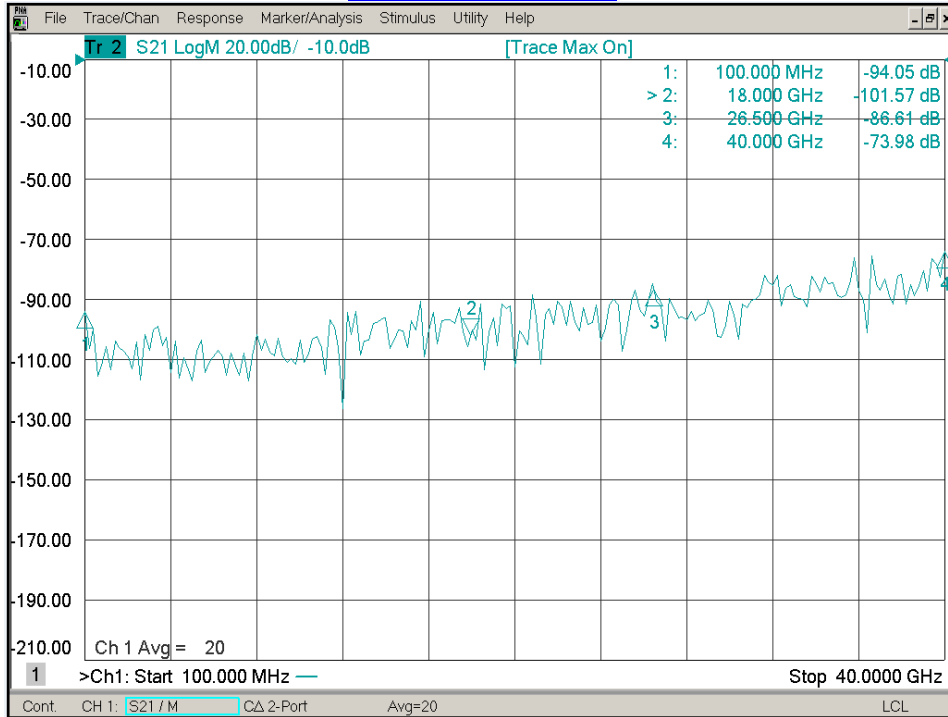
7311-F Grove Road Frederick, MD 21704 USA Phone: (301)662-5019 Fax: (301)662-1731  
Email: [sales@pmi-rf.com](mailto:sales@pmi-rf.com)



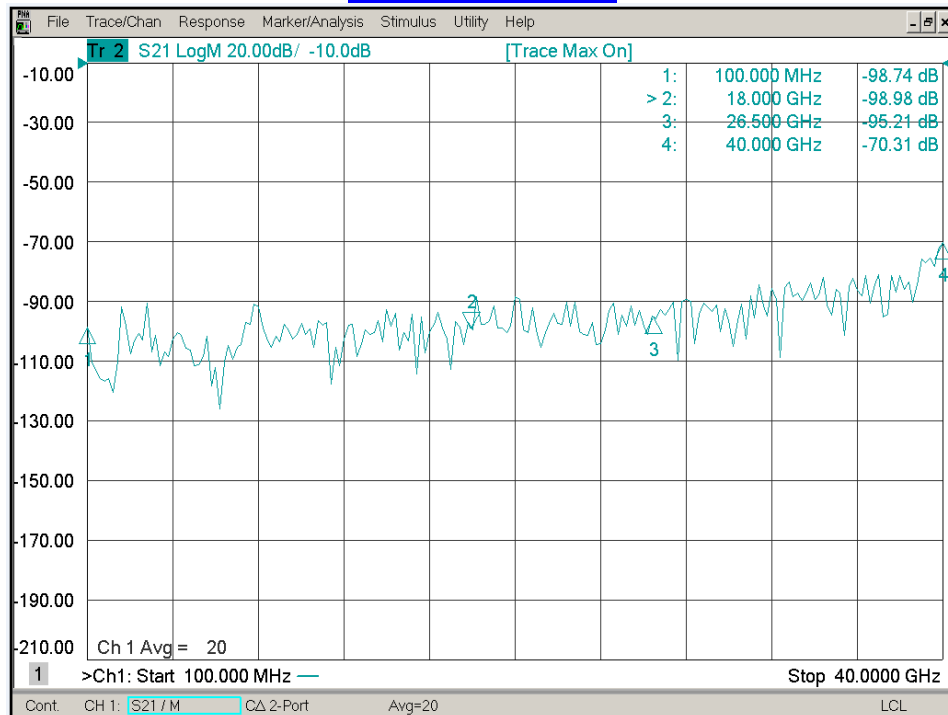
**SUMMARY TEST DATA  
ON  
P8T-100M40G-85-T-512-292FF-  
ROHS**

**PL21935/1751**

**(J1 – J2) Isolation**



**(J1 – J3) Isolation**

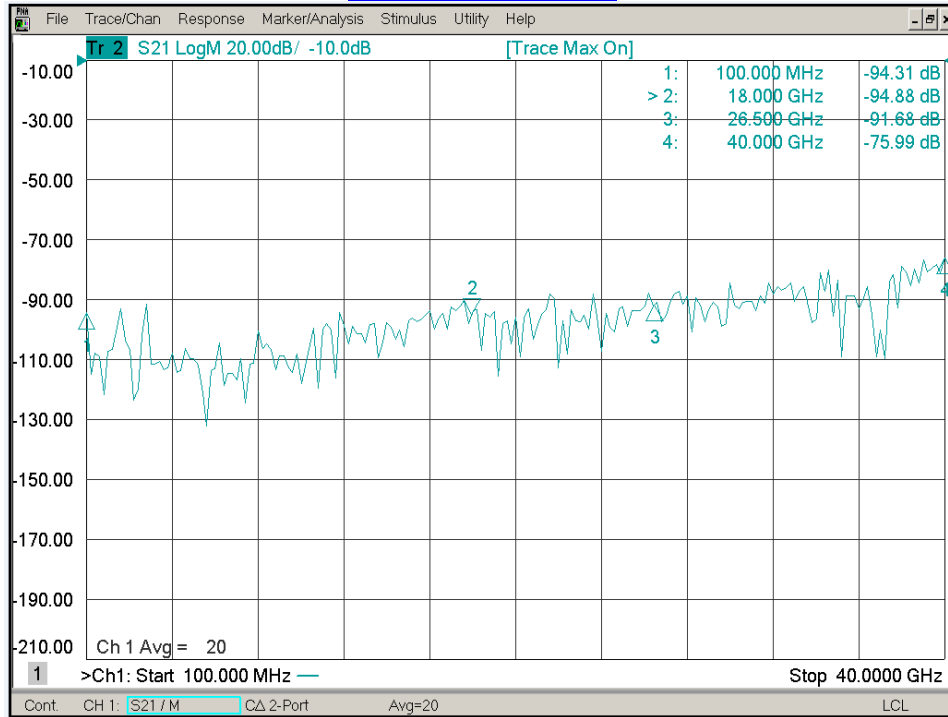




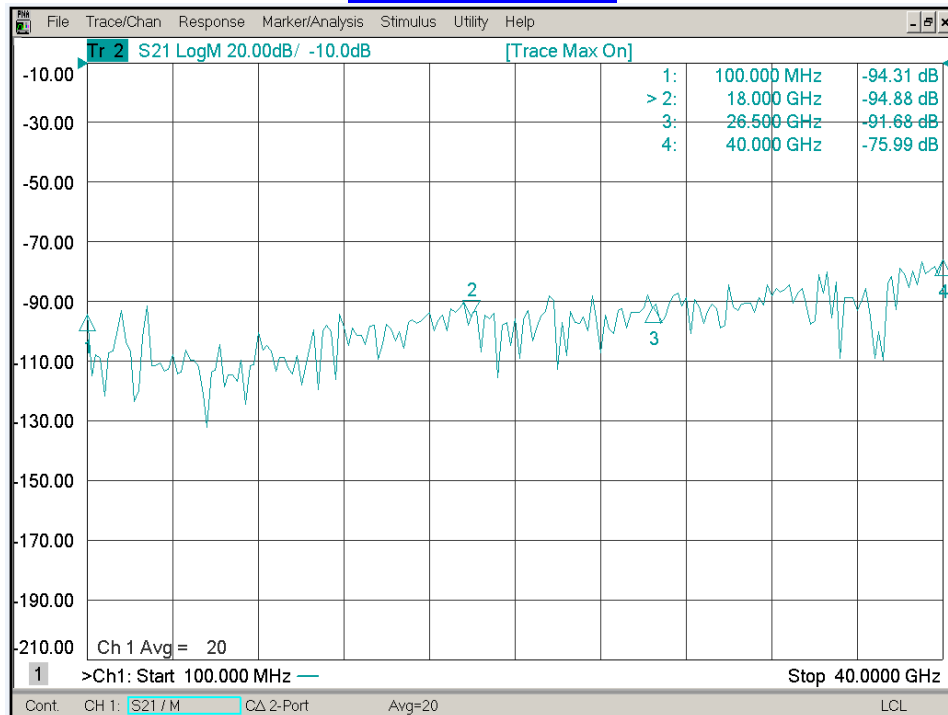
**SUMMARY TEST DATA  
ON  
P8T-100M40G-85-T-512-292FF-  
ROHS**

PL21935/1751

**(J1 – J4) Isolation**



**(J1 – J5) Isolation**

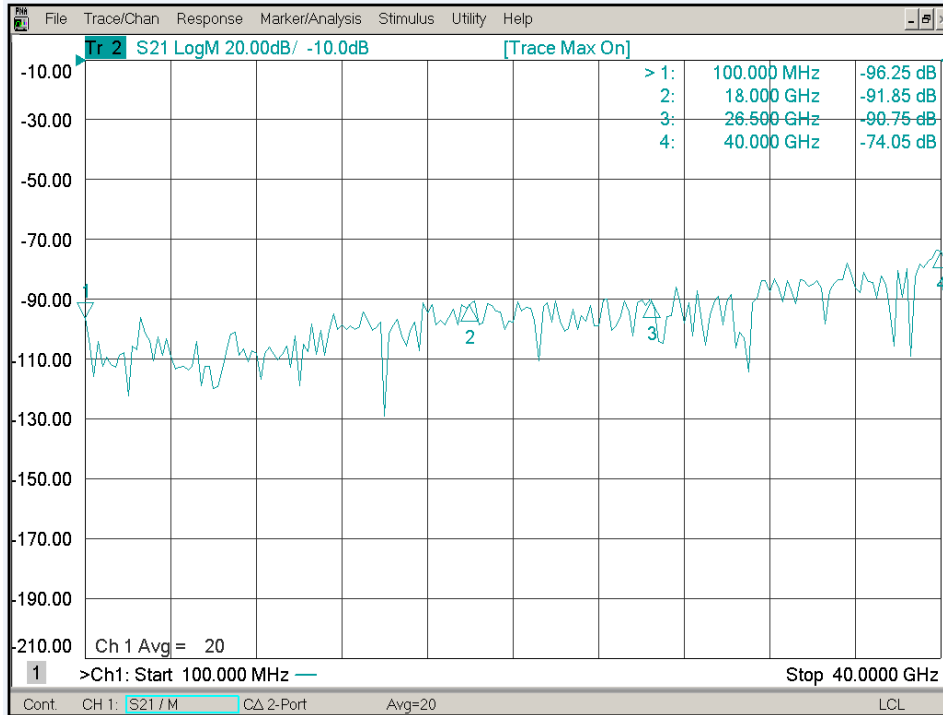




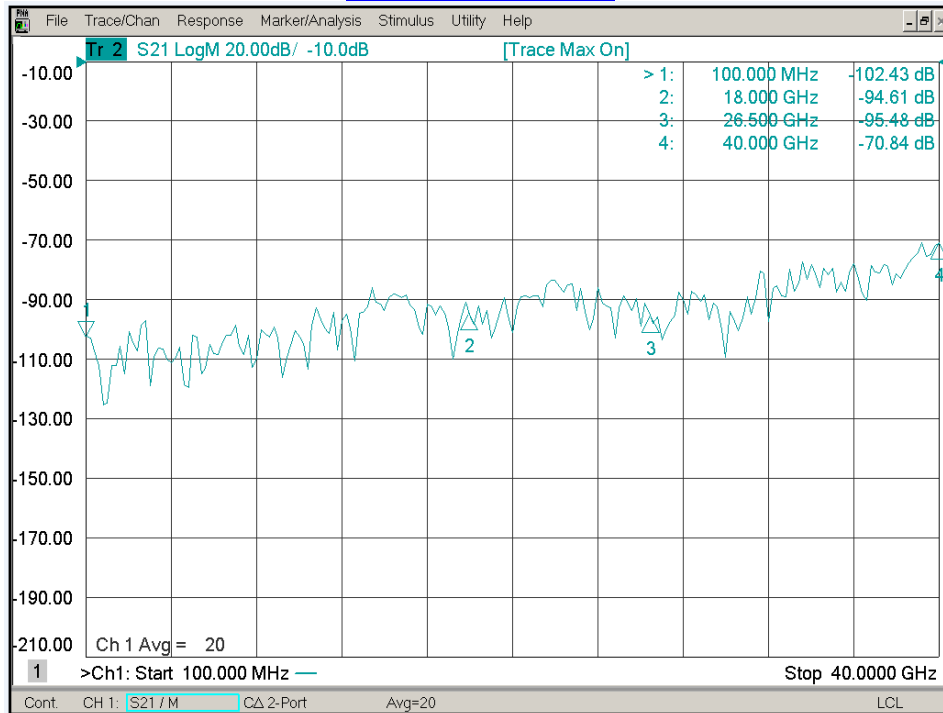
**SUMMARY TEST DATA  
ON  
P8T-100M40G-85-T-512-292FF-  
ROHS**

**PL21935/1751**

**(J1 – J6) Isolation**



**(J1 – J7) Isolation**

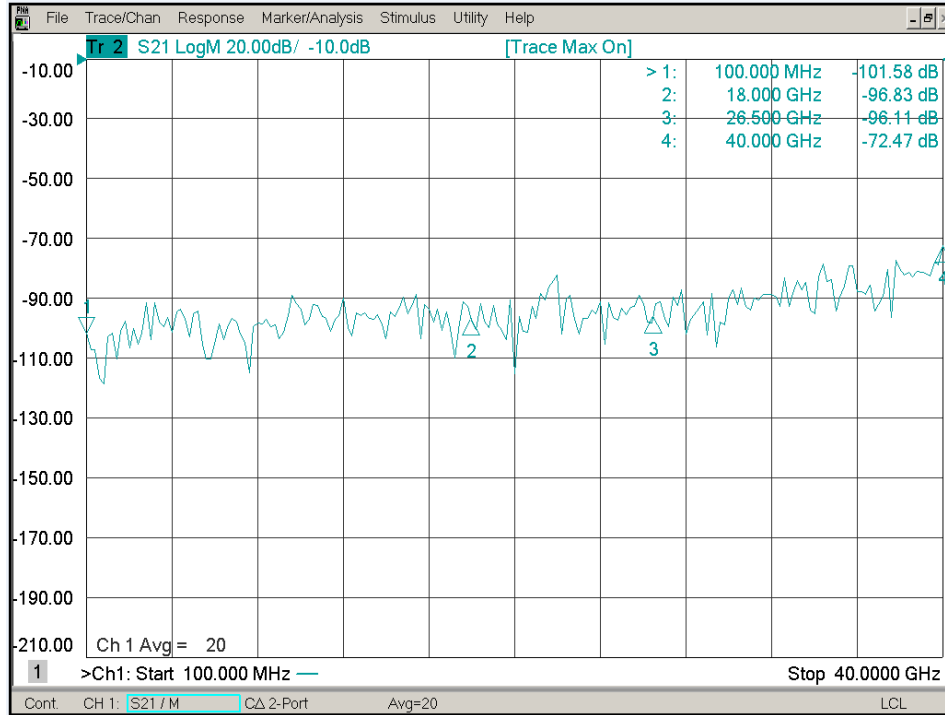




**SUMMARY TEST DATA  
ON  
P8T-100M40G-85-T-512-292FF-  
ROHS**

**PL21935/1751**

**(J1 – J8) Isolation**



**(J1 – J9) Isolation**

