



**SUMMARY TEST DATA
ON
P3T-2G18G-60-T-SFF-REV B-SP**

PL22233/1809

Customer: _____ Tested By: L. McGraw
SO No: _____ Temperature: +25°C
Model No: P3T-2G18G-60-T-SFF-REVB-SP Date: 03/02/18
Serial No: PL22233/1809 Drawing No: 27614098 Rev: A1

TEST. ITEM NO	PARAMETERS	SPECIFIED VALUE	TEST RESULTS	QA QC
1	Frequency Range:	2 – 18 GHz	2 – 18 GHz See Plot	PMI QA 2
2	Insertion Loss:	3.2 dB Max.	3.0dB See Plot	
3	VSWR:	2.0:1 Max.	1.9:1 See Plot	
4	Input Power	200 mW CW MAX	200 mW CW MAX	
5	Isolation:	60 dB Min.	84dB See Plot	
6	Switching Speed:	50 ns Max. ON/OFF	40 ns See Typical Charateristics	
7	Video Leakage	20 mV @ 350 MHz BW MAX	20 mV @ 350 MHz BW MAX	
8	Surge Protection (+V) TTL Control "1"	24 mA MAX	24 mA MAX	
9	Surge Protection (-V) TTL Control "0"	24 mA MAX	24 mA MAX	
10	DC Supply:	+5VDC @ 110 mA -12VDC @ 90 mA	+5VDC @ 11 mA -12VDC @ 36 mA	PMI QA 2

QA/QC Approval: PMI QA 2 Date: 3/5/18

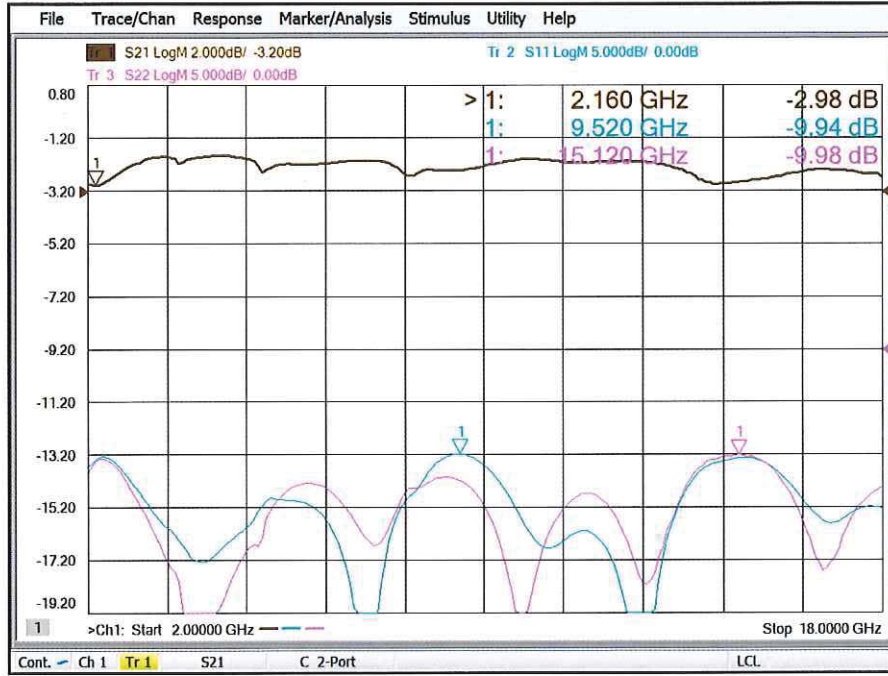
7311-F Grove Road Frederick, MD 21704 USA Phone: (301)662-5019 Fax: (301)662-1731
Email: sales@pmi-rf.com



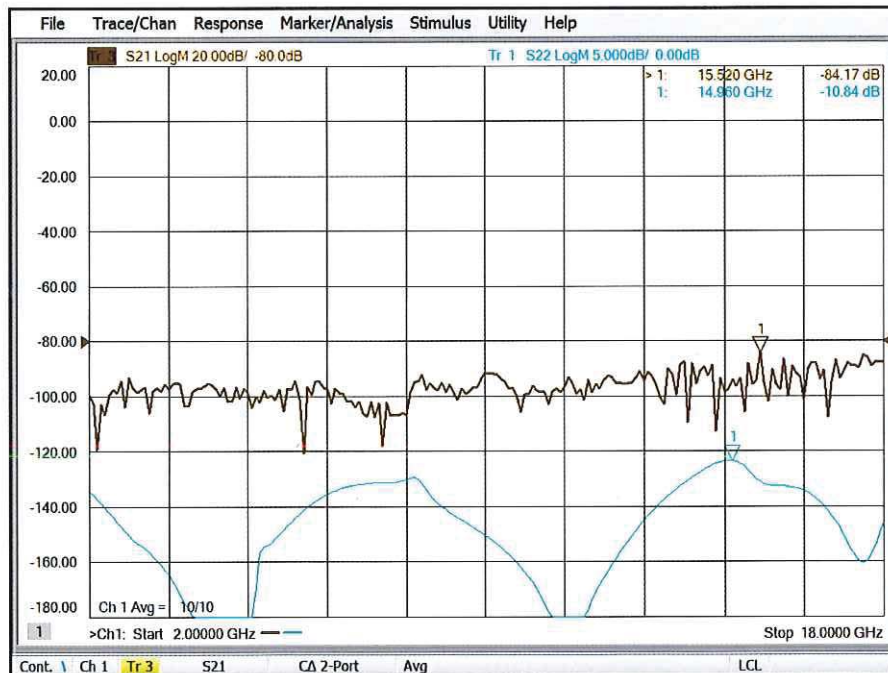
SUMMARY TEST DATA ON P3T-2G18G-60-T-SFF-REV B-SP

PL22233/1809

J1-J2 Insertion Loss and VSWR



J1-J2 Isolation and Return Loss

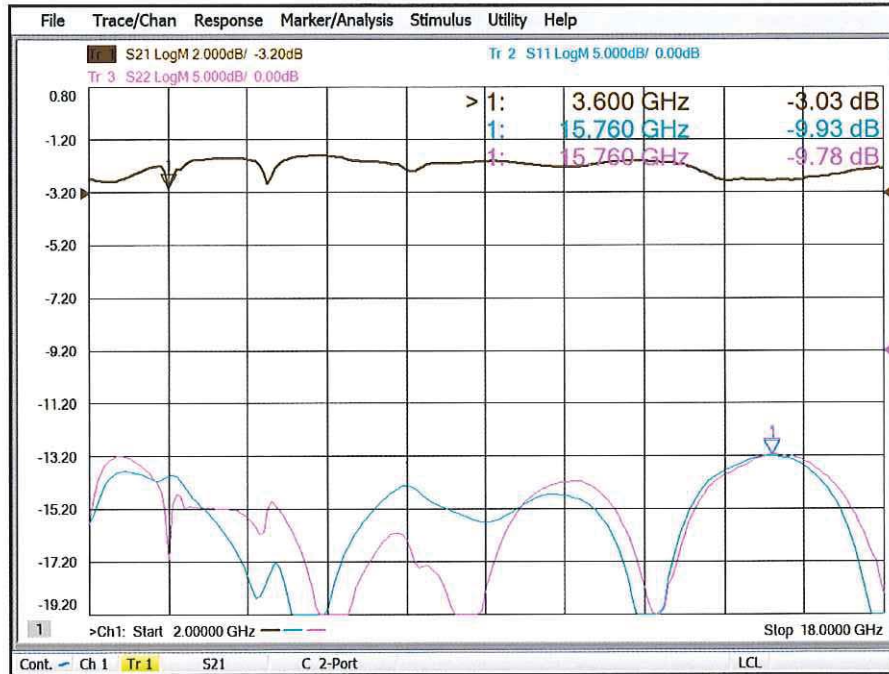




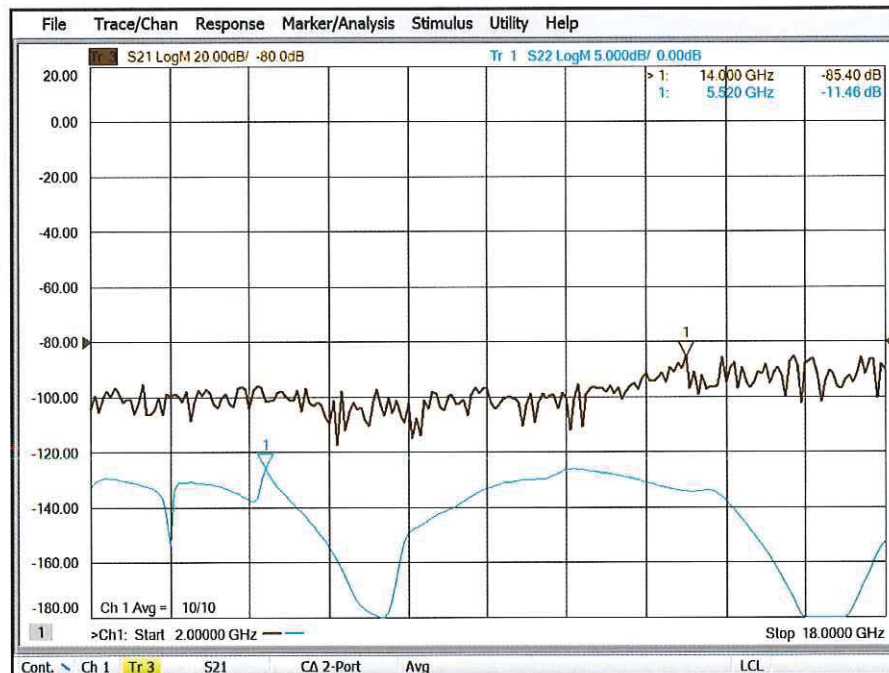
SUMMARY TEST DATA ON P3T-2G18G-60-T-SFF-REV B-SP

PL22233/1809

J1-J3 Insertion Loss and VSWR



J1-J3 Isolation and Return Loss

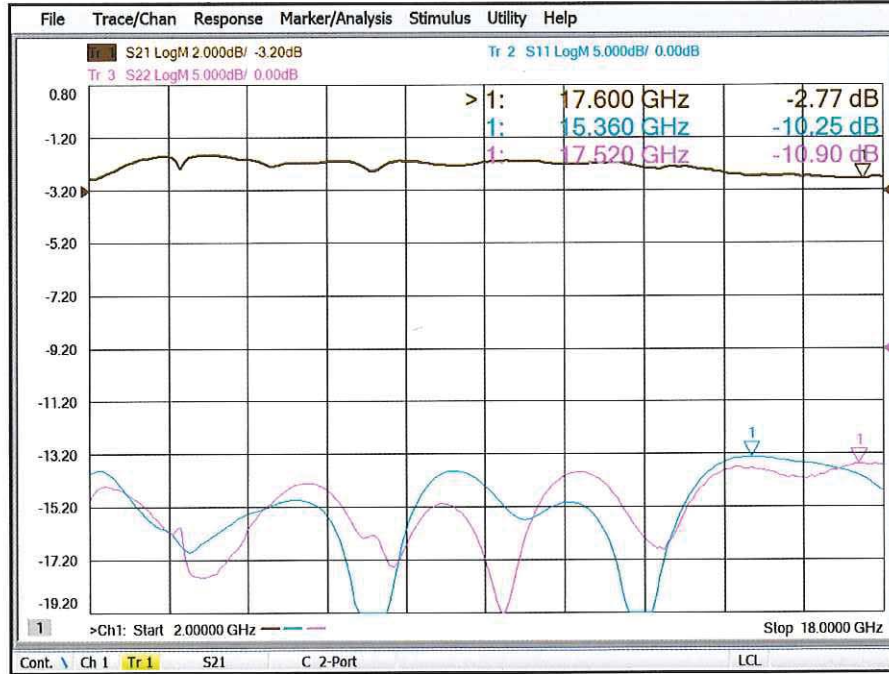




SUMMARY TEST DATA ON P3T-2G18G-60-T-SFF-REV B-SP

PL22233/1809

1-J4 Insertion Loss and VSWR



J1-J4 Isolation and Return Loss

