



**SUMMARY TEST DATA  
ON  
P3T-2G18G-60-T-SFF-REV B-SP**

PL22242/1809

Customer: \_\_\_\_\_ Tested By: B. Willard  
SO No: \_\_\_\_\_ Temperature: +25°C  
Model No: P3T-2G18G-60-T-SFF-REVB-SP Date: 7/22/2019  
Serial No: PL22242/1809 Drawing No: 27614098 Rev: A1

TEST. ITEM NO	PARAMETERS	SPECIFIED VALUE	TEST RESULTS	QA QC
1	Frequency Range:	2 – 18 GHz	2 – 18 GHz See Plot	PMI QA1
2	Insertion Loss:	3.2 dB Max.	3.02dB See Plot	
3	VSWR:	2.0:1 Max.	1.97:1 See Plot	
4	Input Power	200 mW CW MAX	200 mW CW MAX	
5	Isolation:	60 dB Min.	63.30dB See Plot	
6	Switching Speed:	50 ns Max. ON/OFF	40 ns See Typical Charateristics	
7	Video Leakage	20 mV @ 350 MHz BW MAX	20 mV @ 350 MHz BW MAX	
8	Surge Protection (+V) TTL Control "1"	24 mA MAX	24 mA MAX	
9	Surge Protection (-V) TTL Control "0"	24 mA MAX	24 mA MAX	
10	DC Supply:	+5VDC @ 110 mA -12VDC @ 90 mA	+5VDC @ 7mA -12VDC @ 32mA	PMI QA1

QA/QC Approval: \_\_\_\_\_

PMI  
QA1

Date: \_\_\_\_\_

9/26/19

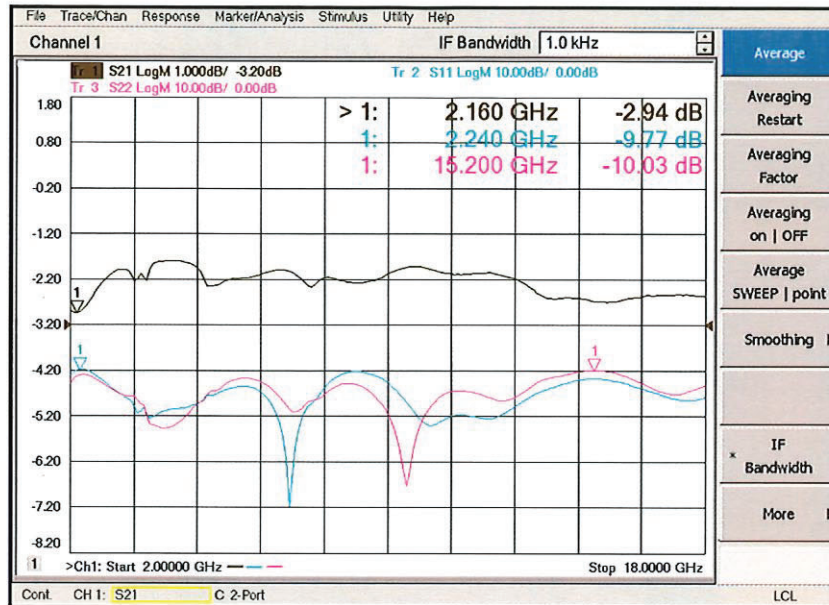
7311-F Grove Road Frederick, MD 21704 USA Phone: (301)662-5019 Fax: (301)662-1731  
Email: [sales@pmi-rf.com](mailto:sales@pmi-rf.com)



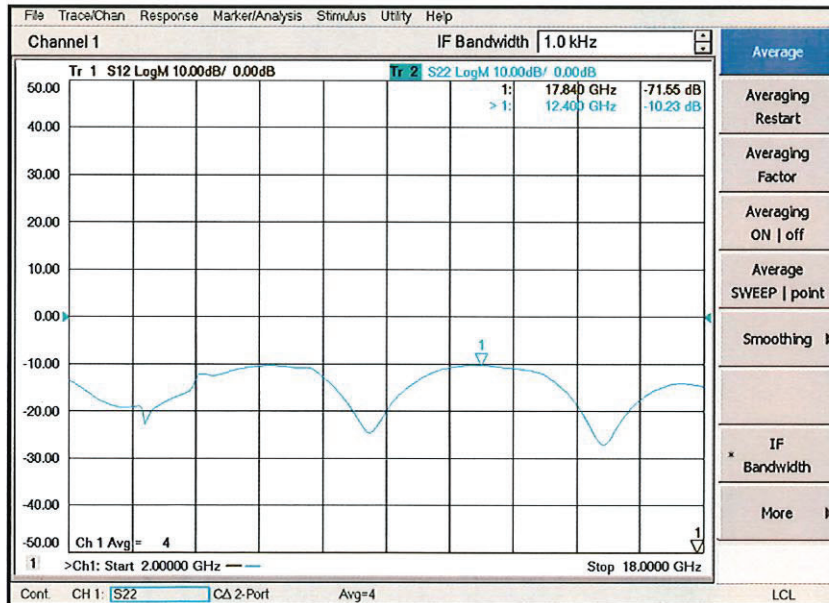
**SUMMARY TEST DATA  
ON  
P3T-2G18G-60-T-SFF-REV B-SP**

PL22242/1809

**J1-J2 Insertion Loss and VSWR**



**J1-J2 Isolation and Return Loss**

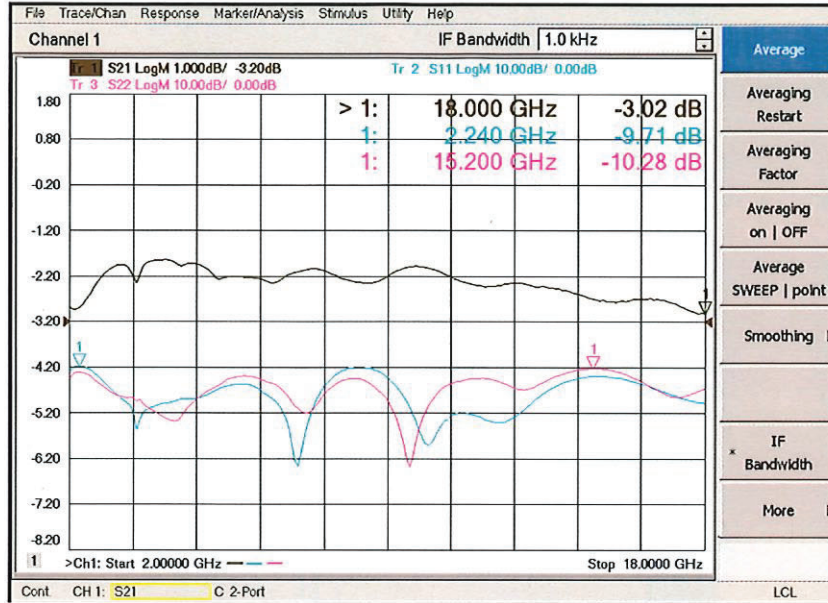




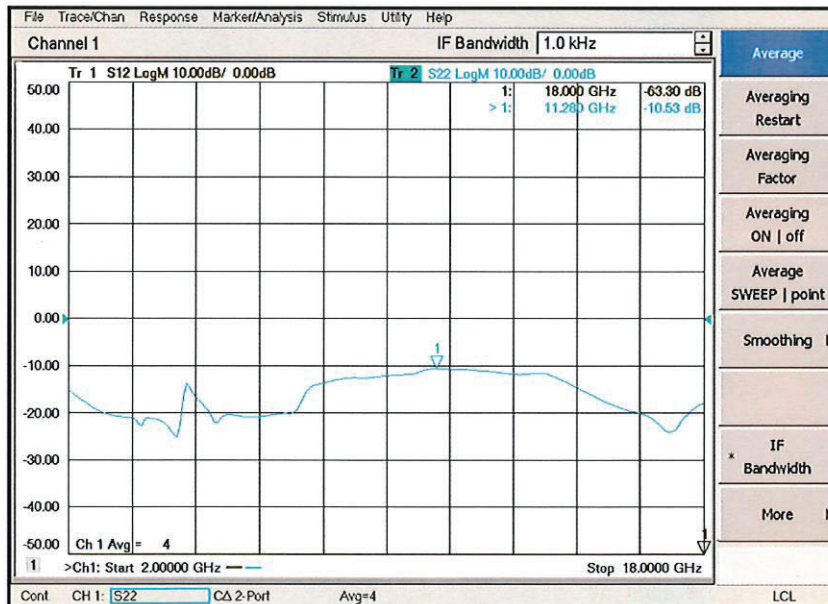
**SUMMARY TEST DATA  
ON  
P3T-2G18G-60-T-SFF-REV B-SP**

PL22242/1809

**J1-J3 Insertion Loss and VSWR**



**J1-J3 Isolation and Return Loss**

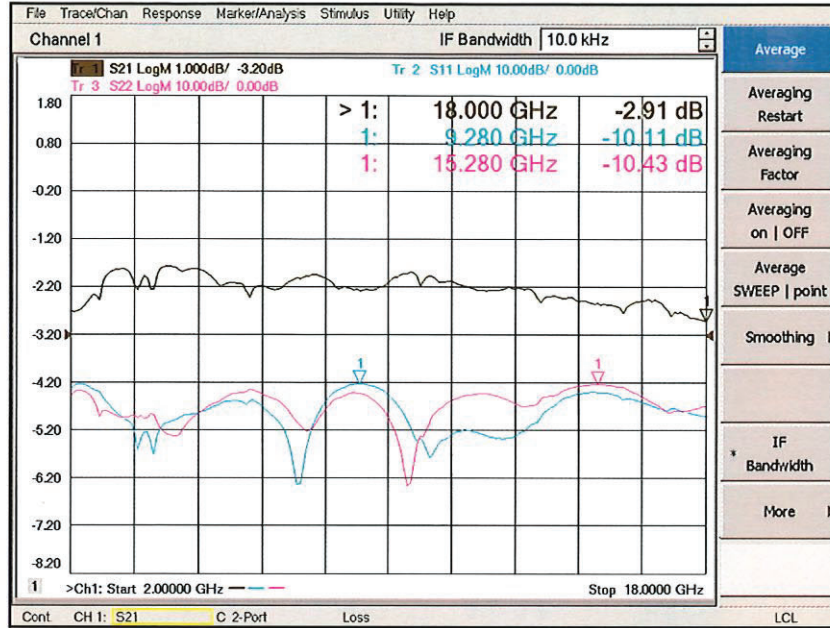




**SUMMARY TEST DATA  
ON  
P3T-2G18G-60-T-SFF-REV B-SP**

PL22242/1809

**J1-J4 Insertion Loss and VSWR**



**J1-J4 Isolation and Return Loss**

