



**SUMMARY TEST DATA
ON
DTA-6380M7440M-60-9BDIFF-SFF**

Customer: _____
 Job No: _____
 Model No: DTA-6380M7440M-60-9BDIFF-SFF
 Serial No: PL22570\1818

Tested By: E. Kretz
 Temperature: +25°C
 Date: 5/9/2018
 Drawing No: 27624623 Rev: A1

TEST ITEM NO.	PARAMETERS	SPECIFIED VALUE	TEST RESULTS	QA QC
1	Frequency Range:	6380 MHz to 7440 MHz	6380 MHz to 7440 MHz	PMI QA 2
2	Insertion Loss:	6.5 dB Maximum	1.6 dB See Plot	
3	VSWR:	1.5:1 Maximum	1.4:1 See Plot	
4	Power Rating:	+22 dBm CW Maximum	Pass See Typical Characteristics	
5	Attenuation Range:	50 dB Minimum	64.1 dB See Plot	
6	Attenuation Flatness: ¹	0.1 dB Maximum	0.03 dB See Plot	
7	Switching Time: ²	0.8 μs Maximum Within 1.0 dB of final value	<0.2 μs See Typical Characteristics	
8	LSB: ³	0.25 dB	0.25 dB	
9	Power Disipation:	3 W Maximum	1.31 W	
10	DC Supply:	+5 VDC @ 500 mA Max. +15 VDC @ 150 mA Max.	+5 VDC @ 150 mA +15 VDC @ 37 mA	PMI QA 2

¹Over any 33.125 MHz band within operating frequency

²Max switching rate of "Control 0" input of 20 KHz

³Increase or decrease of one LSB shall result in attenuation change of 0.25 dB ±0.2 dB

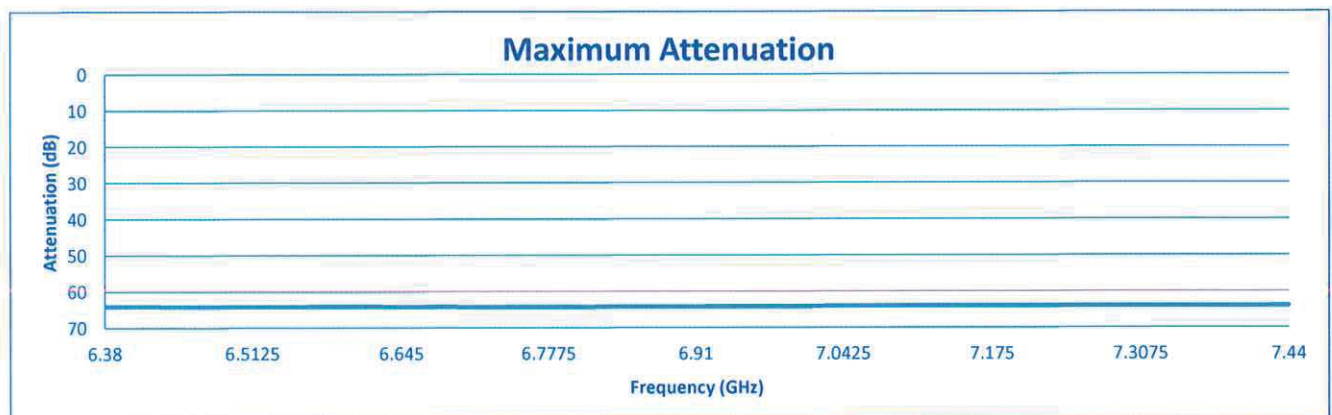
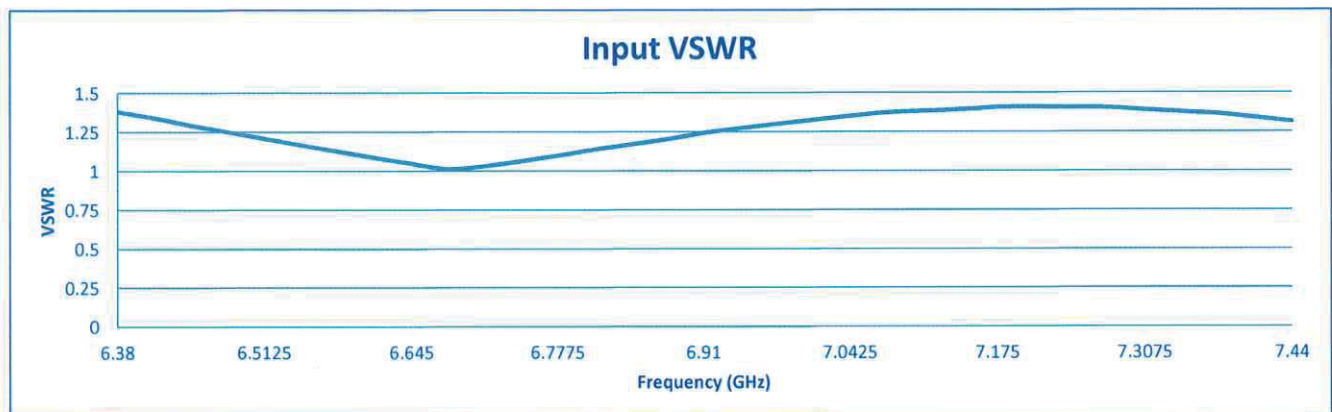
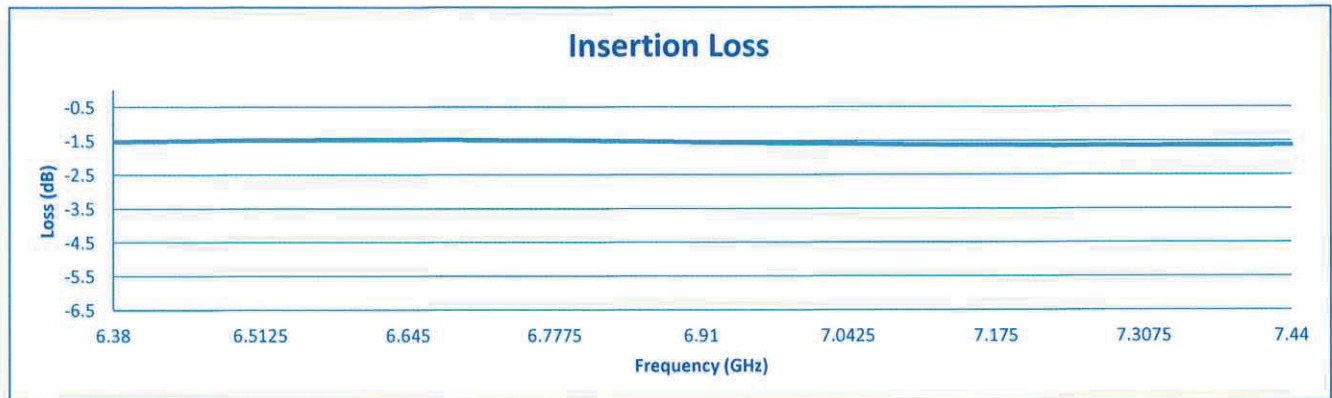
QA/QC Approval:  PMI
QA 2

Date: 5/9/18



**SUMMARY TEST DATA
ON
DTA-6380M7440M-60-9BDIFF-SFF**

PL22570\1818





**SUMMARY TEST DATA
ON
DTA-6380M7440M-60-9BDIFF-SFF**

PL22570\1818

