



**SUMMARY TEST DATA
ON
5CL10D14G-180-CD-SFF**

Customer: _____	Tested By: <u>TS</u>	
SO No: _____	Temperature: <u>+25°C</u>	
Model No: <u>5CL10D14G-180-CD-SFF</u>	Date: <u>09/10/2018</u>	
Serial No: <u>PL23335/1835</u>	Drawing No: <u>27609863</u>	Rev: <u>A1</u>
Part No: _____		

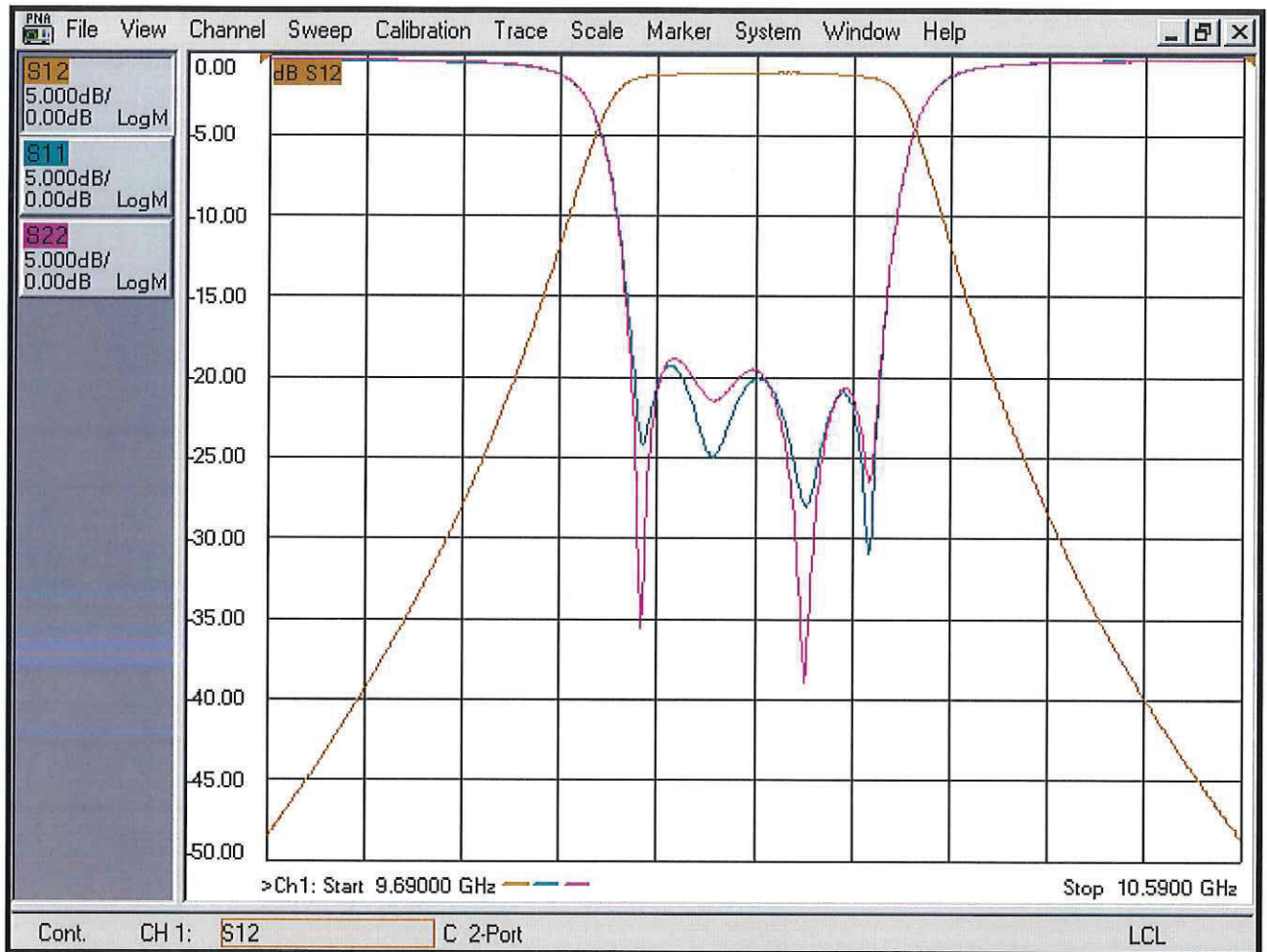
TEST ITEM NO.	PARAMETERS	SPECIFIED VALUE	MEASURED VALUE	QA/QC
1	Center Frequency	10140 MHz Nom.	10140.7 MHz Nom. See Plot	PMI QA 1
2	3 dB Pass band Bandwidth:	180 MHz Min.	286.3 MHz See Plot	
3	Pass band VSWR:	1.5:1 Max	1.25:1 See Plot	
4	Passband Insertion Loss:	4 dB Max	1.4 dB See Plot	
5	Loss Ripple (peak-to-peak):	0.5 dB Max	0.5 dB See Plot	
6	Phase Linearity:	±5°	±2° See Plot	
7	Rejection 70 dB:	DC – 8000 MHz	90 dB See Plot	
8	Rejection 60 dB:	8760 MHz 11520 - 12900 MHz	90 dB See Plot	
9	Rejection 50 dB:	13000 - 17000 MHz	82 dB See Plot	
10	Input Power:	+30 dBm Max	+30 dBm See Plot	
11	Impedance: (Source Load)	50 ohms Nom.	Pass	

QA/QC Approval: PMI QA 1 Date: 10/4/18



**SUMMARY TEST DATA
ON
5CL10D14G-180-CD-SFF**

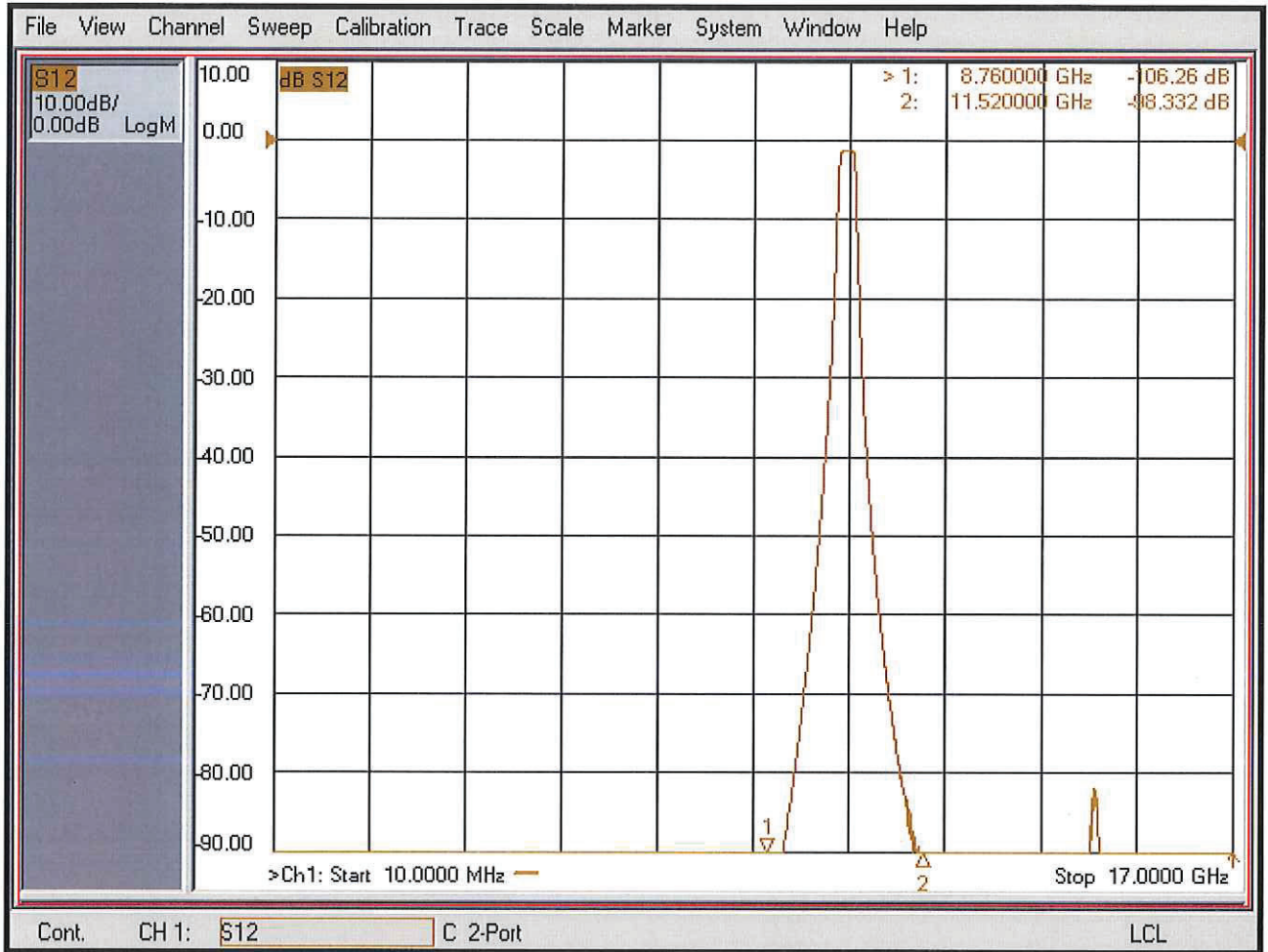
Narrow-Band Response





**SUMMARY TEST DATA
ON
5CL10D14G-180-CD-SFF**

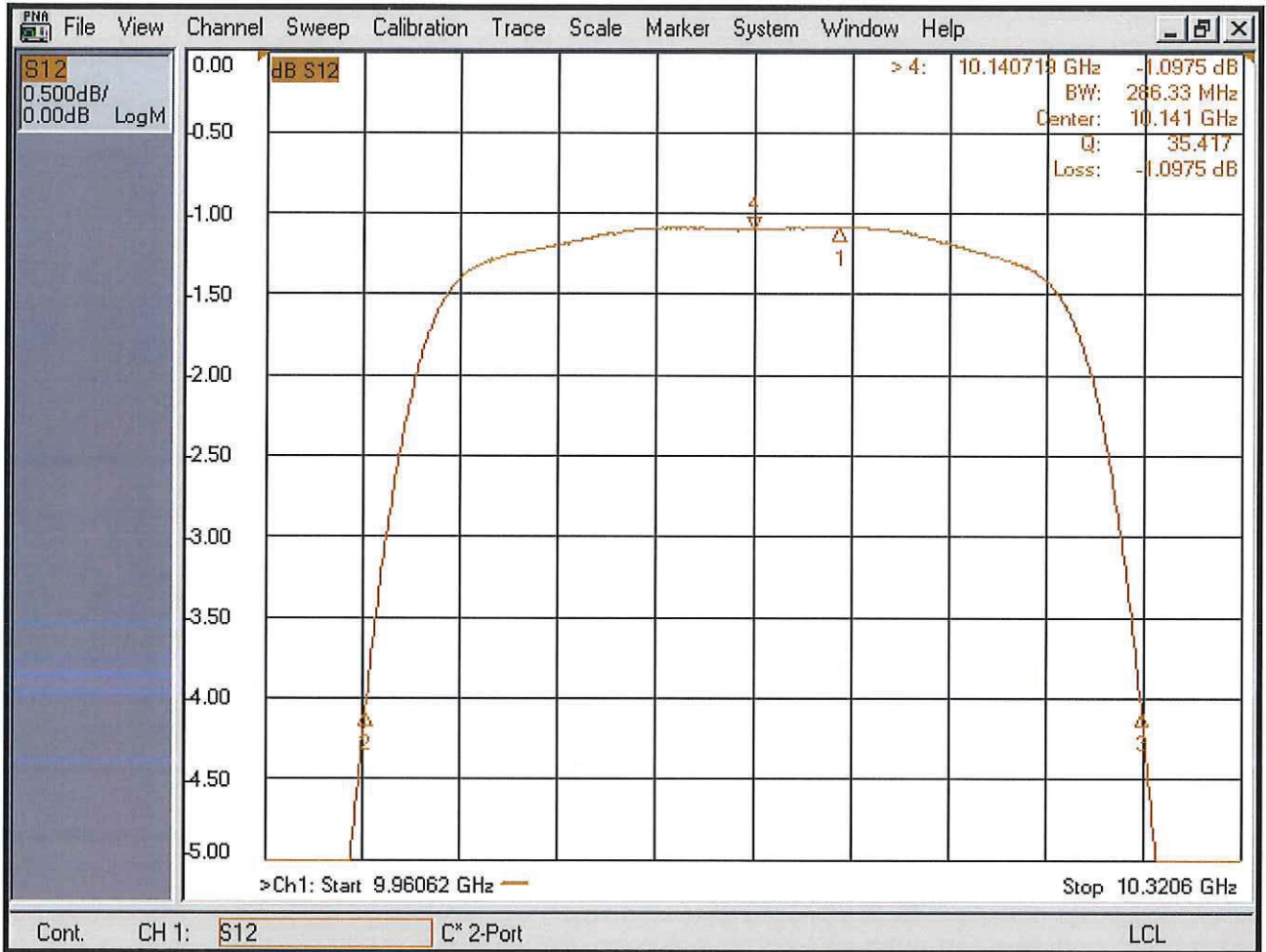
Wide-Band Response





**SUMMARY TEST DATA
ON
5CL10D14G-180-CD-SFF**

Pass-Band Magnitude





**SUMMARY TEST DATA
ON
5CL10D14G-180-CD-SFF**

Pass-Band Phase

