



**SUMMARY TEST DATA
ON
5CL10D98G-180-CD-SFF**

Customer: _____	Tested By: <u>TS</u>	
SO No: _____	Temperature: <u>+25°C</u>	
Model No: <u>5CL10D98G-180-CD-SFF</u>	Date: <u>09/10/2018</u>	
Serial No: <u>PL23336/1835</u>	Drawing No: <u>27609684</u>	Rev: <u>A1</u>
Part No: _____		

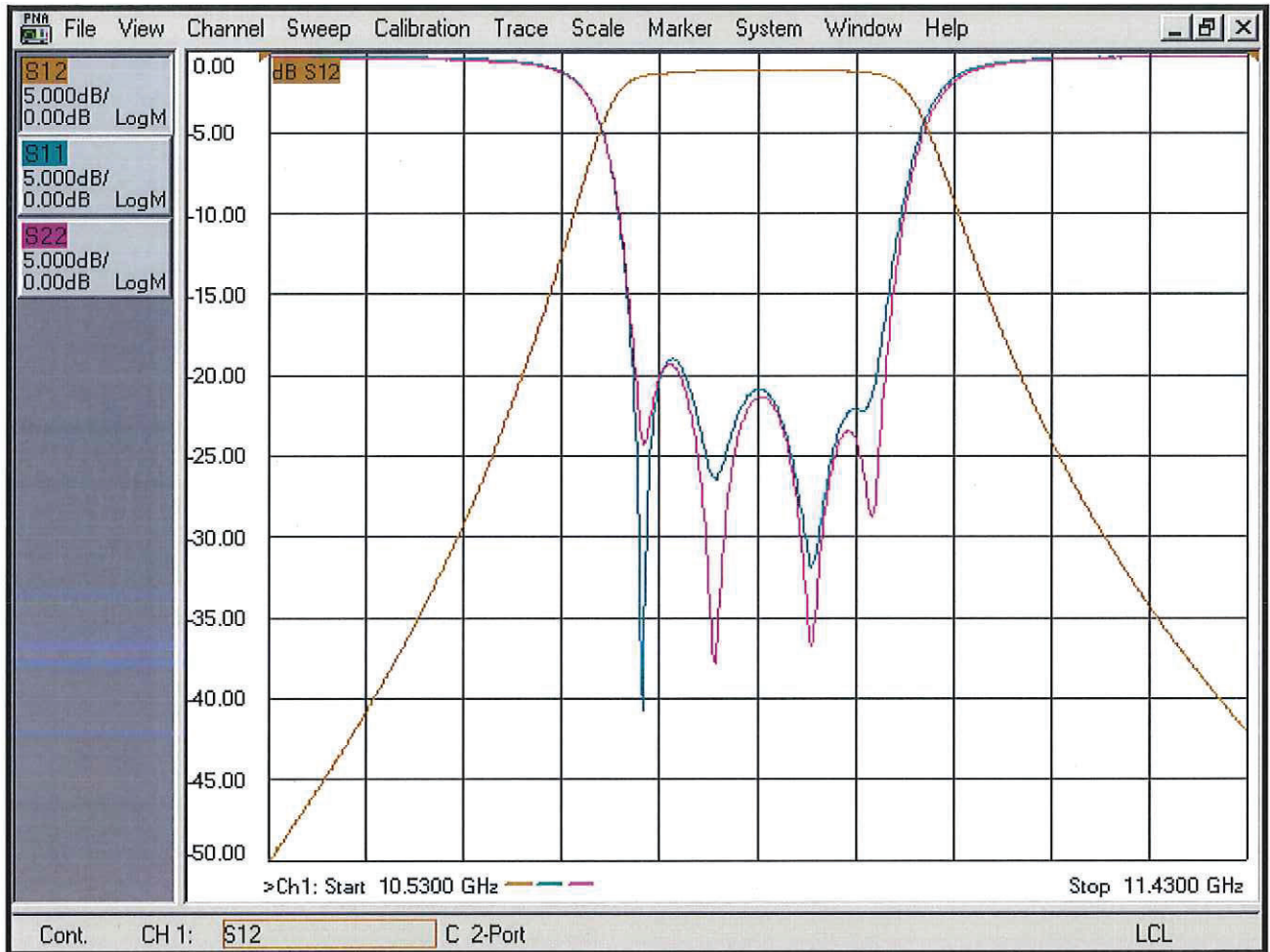
TEST ITEM NO.	PARAMETERS	SPECIFIED VALUE	MEASURED VALUE	QA/QC	
1	Center Frequency	10980 MHz Nom.	10985.3 MHz Nom. See Plot	PMI QA1	
2	3 dB Pass band Bandwidth:	180 MHz Min.	291.8 MHz See Plot		
3	Pass band VSWR:	1.5:1 Max	1.25:1 See Plot		
4	Passband Insertion Loss:	4 dB Max	1.5 dB See Plot		
5	Loss Ripple (peak-to-peak):	0.5 dB Max	0.5 dB See Plot		
6	Phase Linearity:	±5° Max	±2.5° See Plot		
7	Rejection 65 dB:	DC – 8000 MHz	90 dB See Plot		
8	Rejection 75 dB:	8220 - 9600 MHz	90 dB See Plot		
9	Rejection 55 dB:	12400 - 15000 MHz	72 dB See Plot		
10	Input Power:	+30 dBm Max	+30 dBm See Plot		
11	Impedance: (Source Load)	50 ohms Nom.	Pass		PMI QA1

QA/QC Approval: *[Signature]* PMI QA1 Date: 9/11/18



**SUMMARY TEST DATA
ON
5CL10D98G-180-CD-SFF**

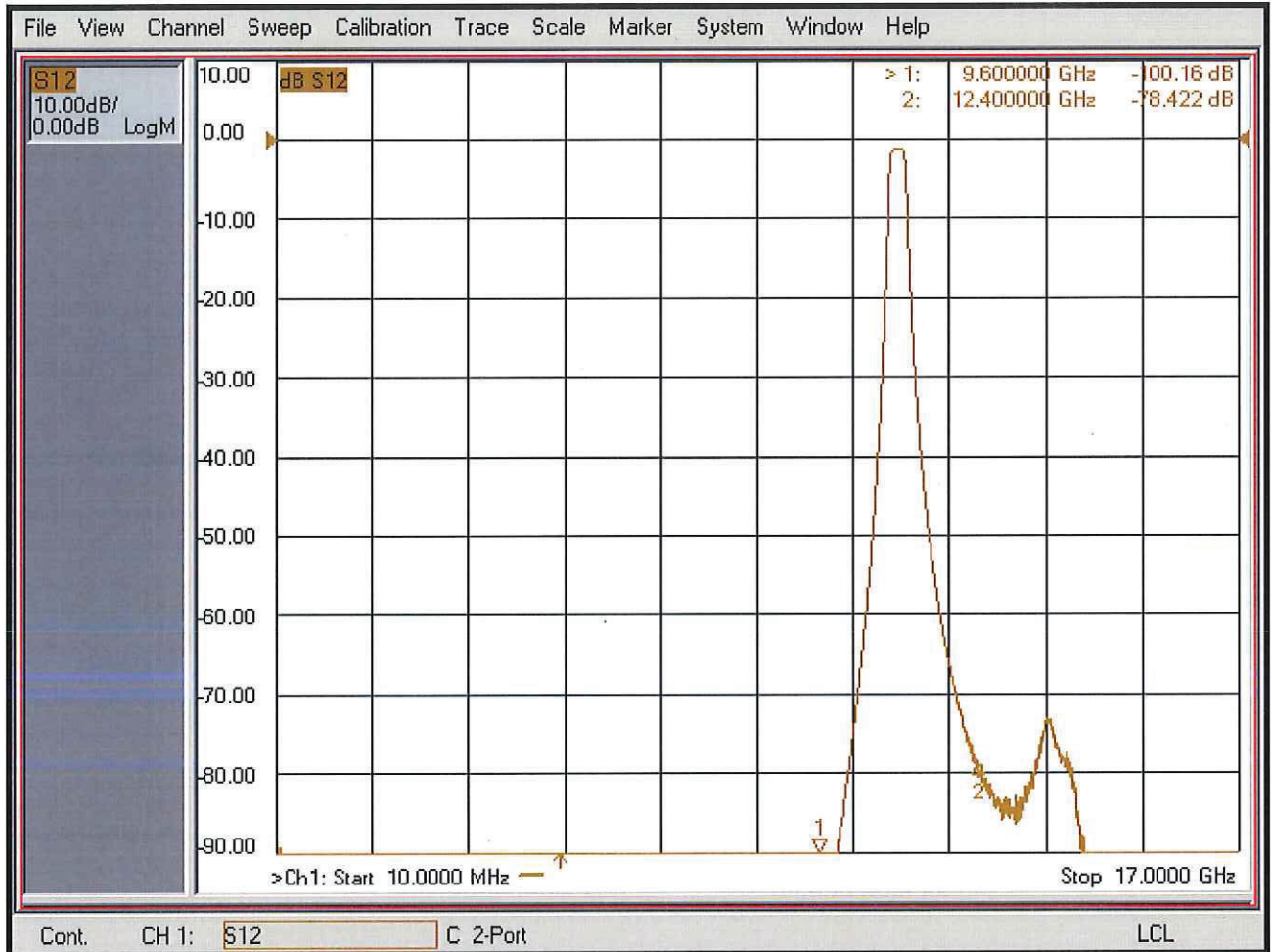
Narrow-Band Response





**SUMMARY TEST DATA
ON
5CL10D98G-180-CD-SFF**

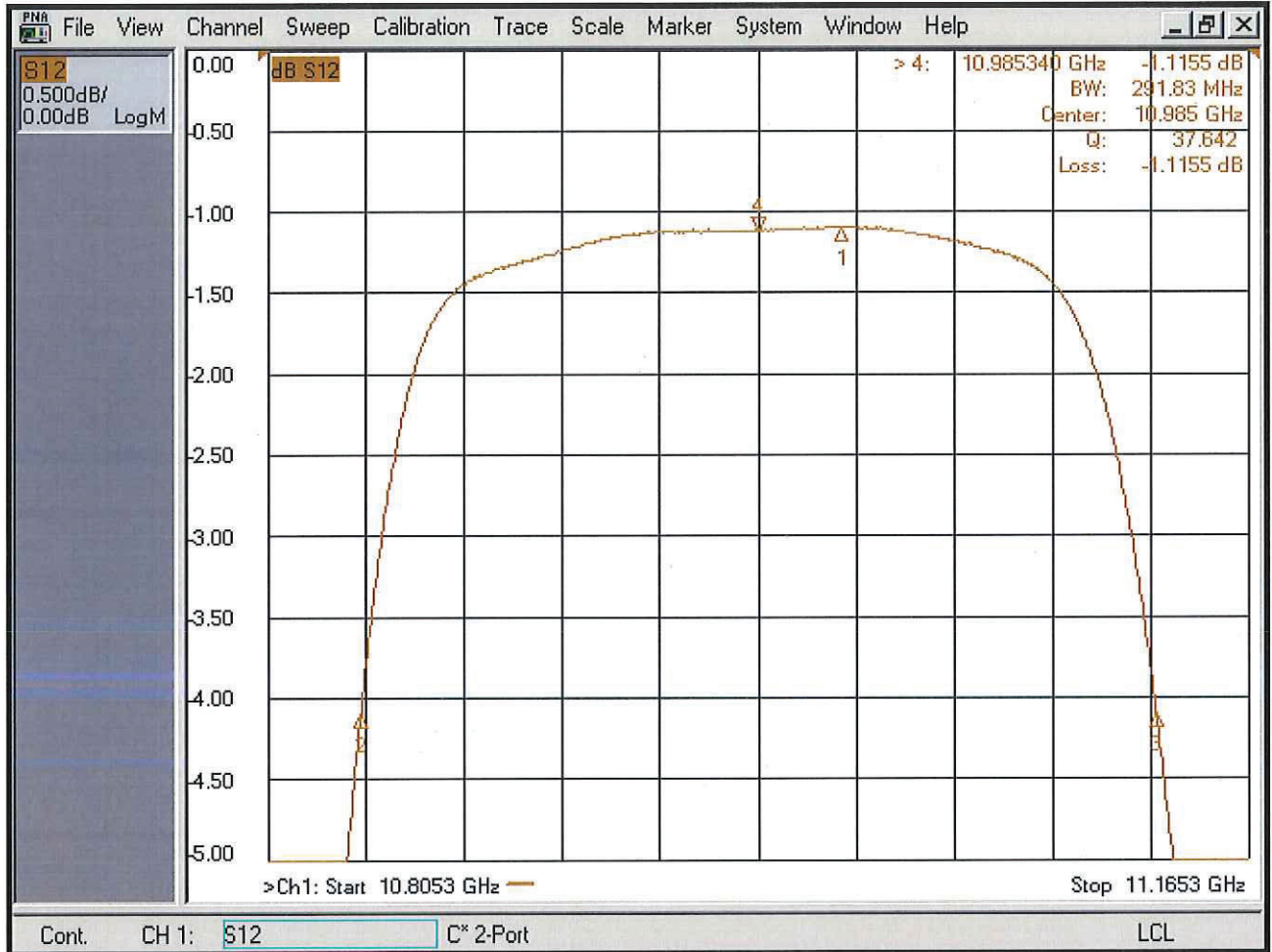
Wide-Band Response





**SUMMARY TEST DATA
ON
5CL10D98G-180-CD-SFF**

Pass-Band Magnitude





**SUMMARY TEST DATA
ON
5CL10D98G-180-CD-SFF**

Pass-Band Phase

