



**SUMMARY TEST DATA  
ON  
5CL10D98G-180-CD-SFF**

Customer: _____	Tested By: <u>TS</u>	
SO No: _____	Temperature: <u>+25°C</u>	
Model No: <u>5CL10D98G-180-CD-SFF</u>	Date: <u>09/10/2018</u>	
Serial No: <u>PL23337/1835</u>	Drawing No: <u>27609684</u>	Rev: <u>A1</u>
Part No: _____		

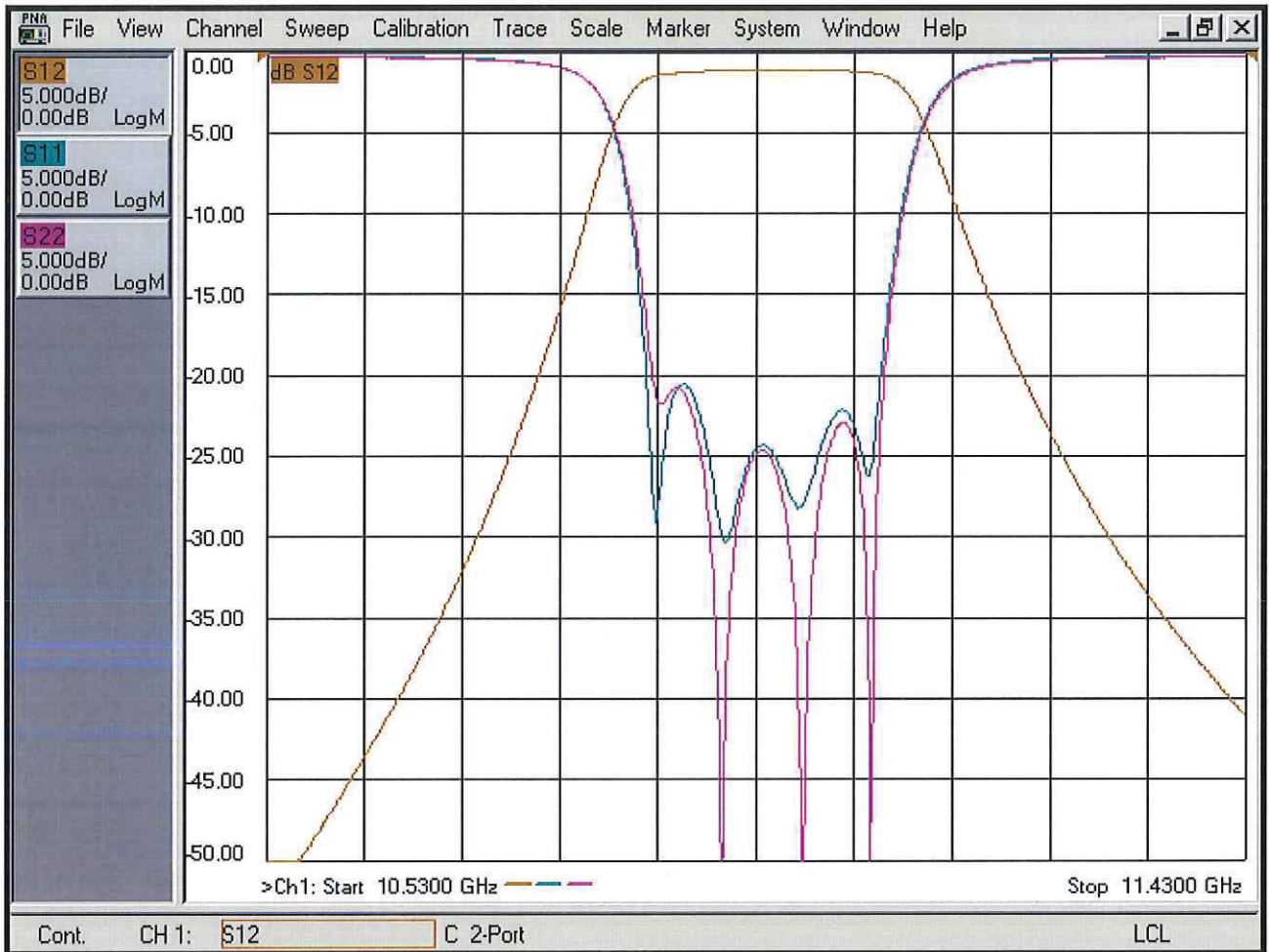
TEST ITEM NO.	PARAMETERS	SPECIFIED VALUE	MEASURED VALUE	QA/QC
1	Center Frequency	10980 MHz Nom.	10991.9 MHz Nom. See Plot	PMI QA 1
2	3 dB Pass band Bandwidth:	180 MHz Min.	279.6 MHz See Plot	
3	Pass band VSWR:	1.5:1 Max	1.2:1 See Plot	
4	Passband Insertion Loss:	4 dB Max	1.6 dB See Plot	
5	Loss Ripple (peak-to-peak):	0.5 dB Max	0.5 dB See Plot	
6	Phase Linearity:	±5° Max	±4° See Plot	
6	Rejection 65 dB:	DC – 8000 MHz	90 dB See Plot	
7	Rejection 75 dB:	8220 - 9600 MHz	90 dB See Plot	
8	Rejection 55 dB:	12400 - 15000 MHz	72 dB See Plot	
9	Input Power:	+30 dBm Max	+30 dBm See Plot	
10	Impedance: (Source Load)	50 ohms Nom.	Pass	

QA/QC Approval:  PMI QA 1 Date: 9/11/18



**SUMMARY TEST DATA  
ON  
5CL10D98G-180-CD-SFF**

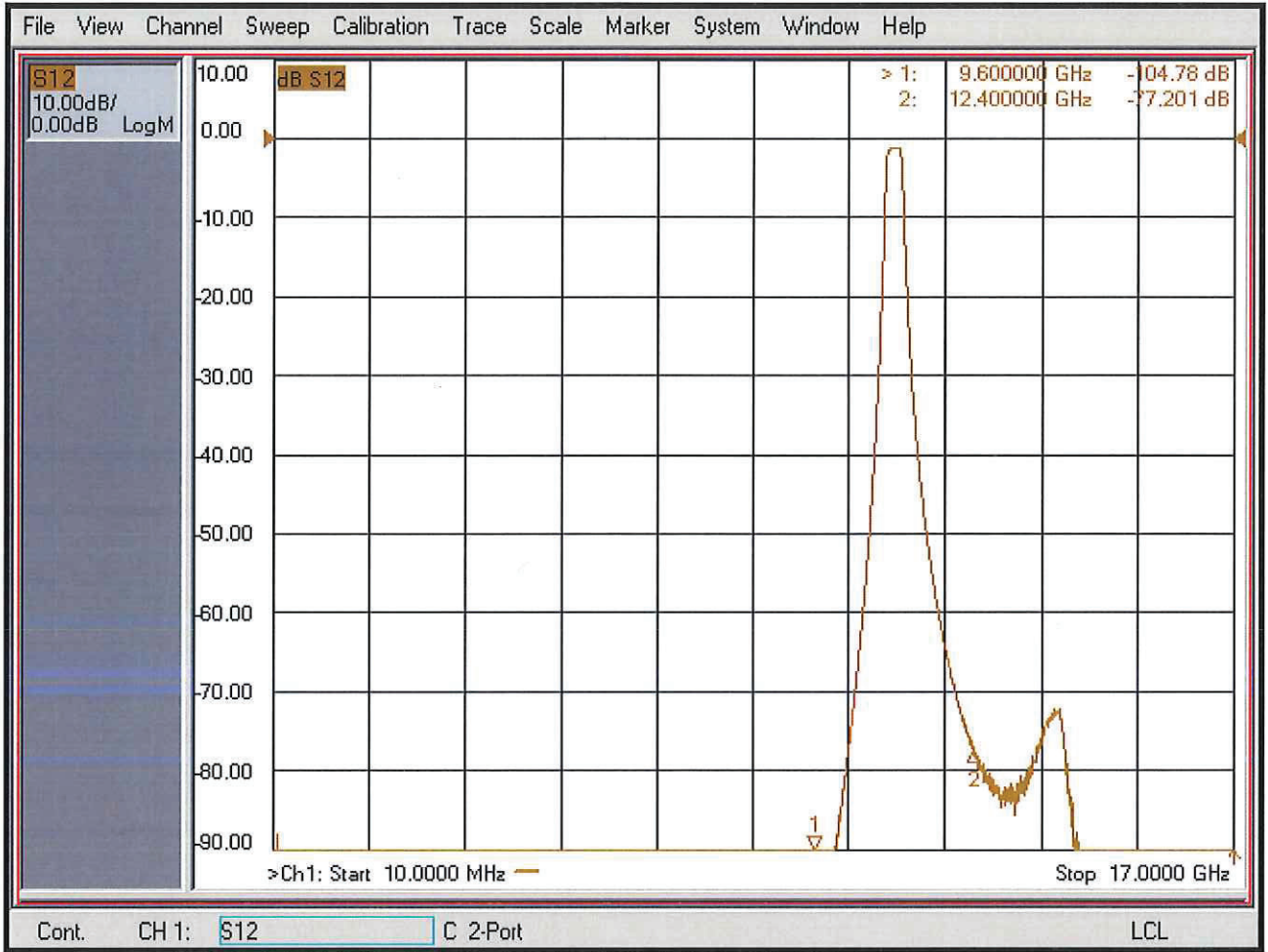
**Narrow-Band Response**





**SUMMARY TEST DATA  
ON  
5CL10D98G-180-CD-SFF**

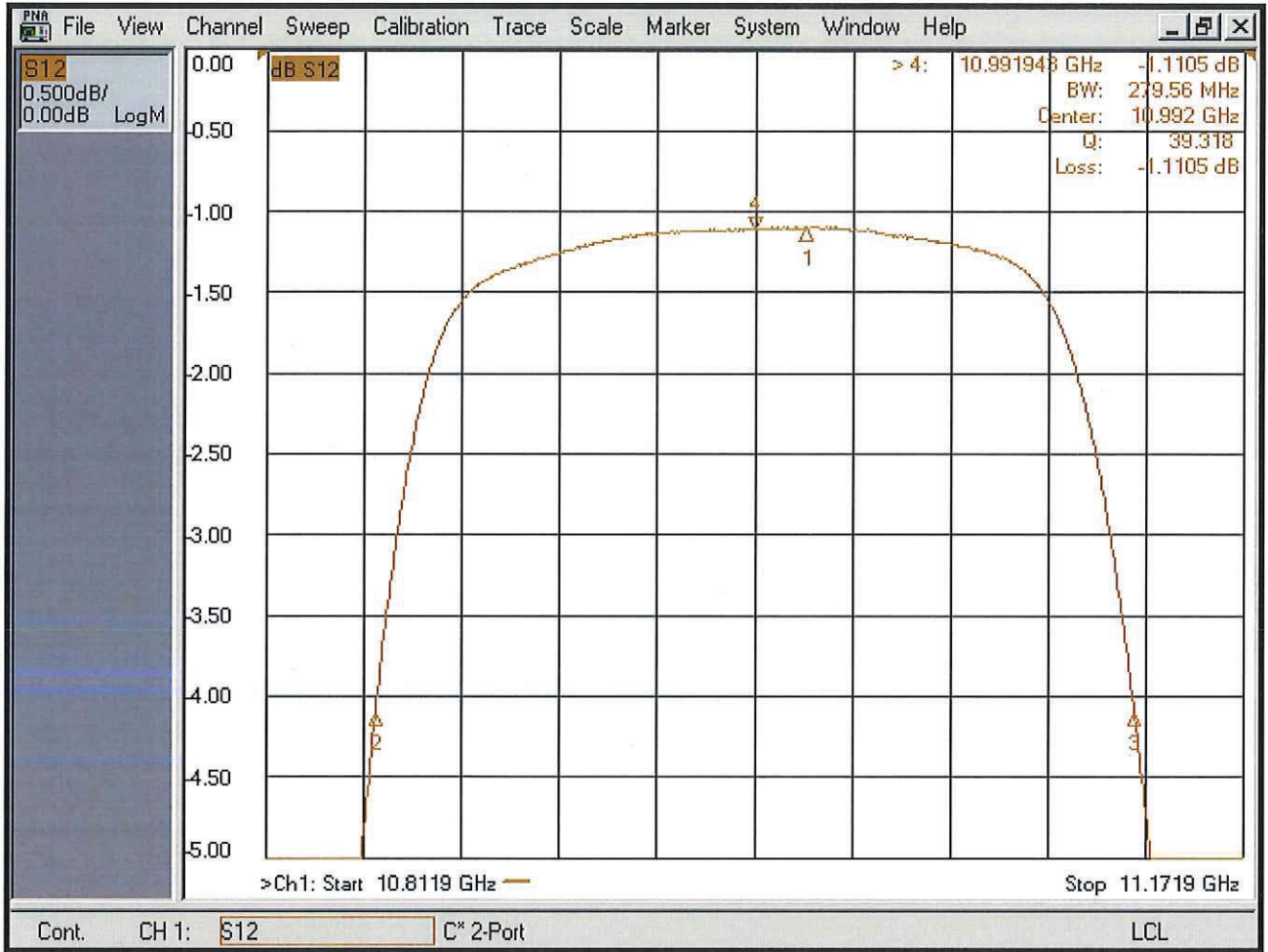
**Wide-Band Response**





**SUMMARY TEST DATA  
ON  
5CL10D98G-180-CD-SFF**

**Pass-Band Magnitude**





**SUMMARY TEST DATA  
ON  
5CL10D98G-180-CD-SFF**

**Pass-Band Phase**

