

**SUMMARY TEST DATA
ON
APD-8-800M2D5G-SFF-30W**

Customer: _____
 SO No: _____
 Model No: APD-8-800M2D5G-SFF-30W
 Serial No: 23472
 Part No: _____

Tested By: L. McGraw
 Temperature: +25 C
 Date: 1/18/2022
 Drawing No: 27625683 Rev: A1

TEST ITEM NO.	PARAMETERS	SPECIFIED VALUE	TEST RESULTS	QA QC
1	Frequency Range	800 MHz – 2.5 GHz	800 MHz – 2.5 GHz	PMI QA 2
2	Insertion Loss	1.2 dB MAXIMUM (ABOVE 9.03 dB SPLIT)	0.88 dB See Plot	
3	VSWR	1.40:1 MAXIMUM	1.18:1 See Plot	
4	Isolation	20dB MINIMUM	23.2 dB See Plot	
5	Amplitude Balance	±0.5 dB MAXIMUM	0.04 dB See Plot	
6	Phase Balance	±5° MAXIMUM	+0.44° Max -1.22° Min	
7	Power Handling	FORWARD 30 WATT MAXIMUM REVERSED 1 WATT MAXIMUM	See Typical Characteristics	
8	Impedance	50Ω	Pass	

Note: Amplitude and phase balance are relative to J2 Port.

QA/QC Approval: _____

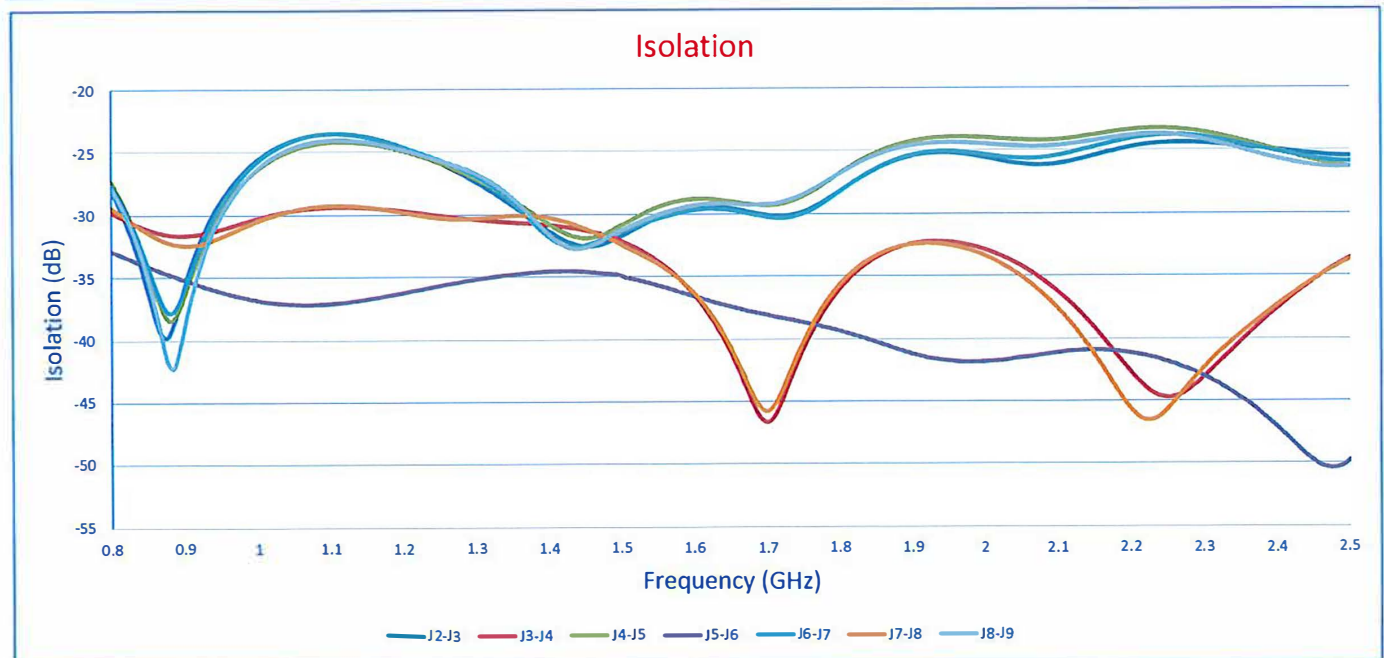
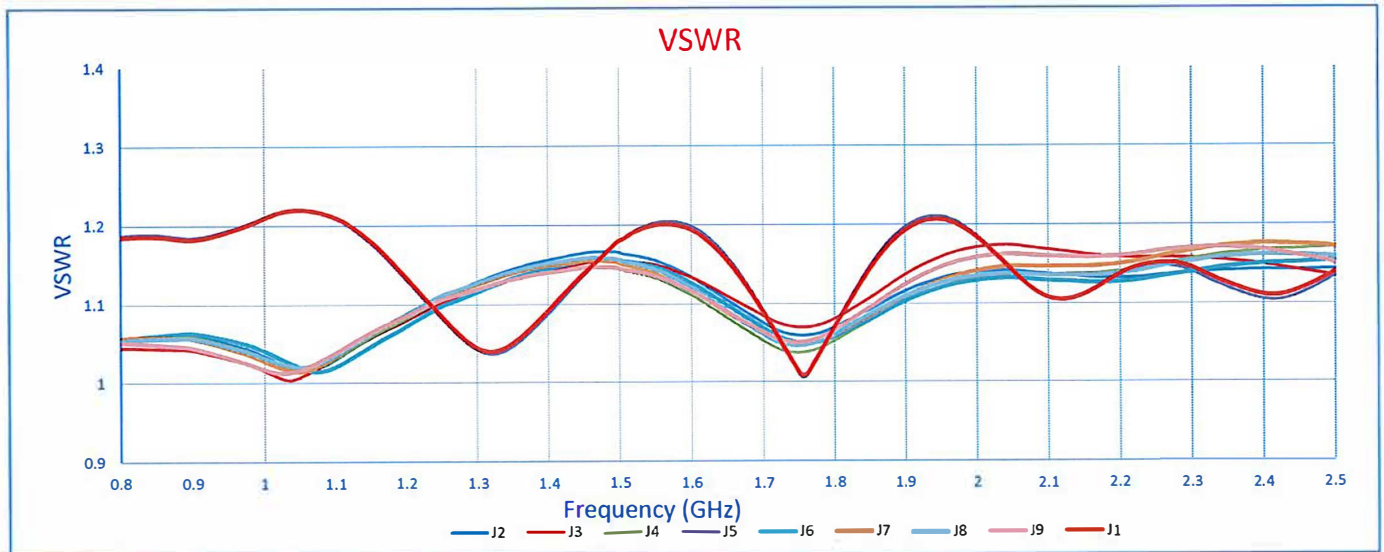


PMI
QA 2

Date: 1/19/2022

SUMMARY TEST DATA ON APD-8-800M2D5G-SFF-30W

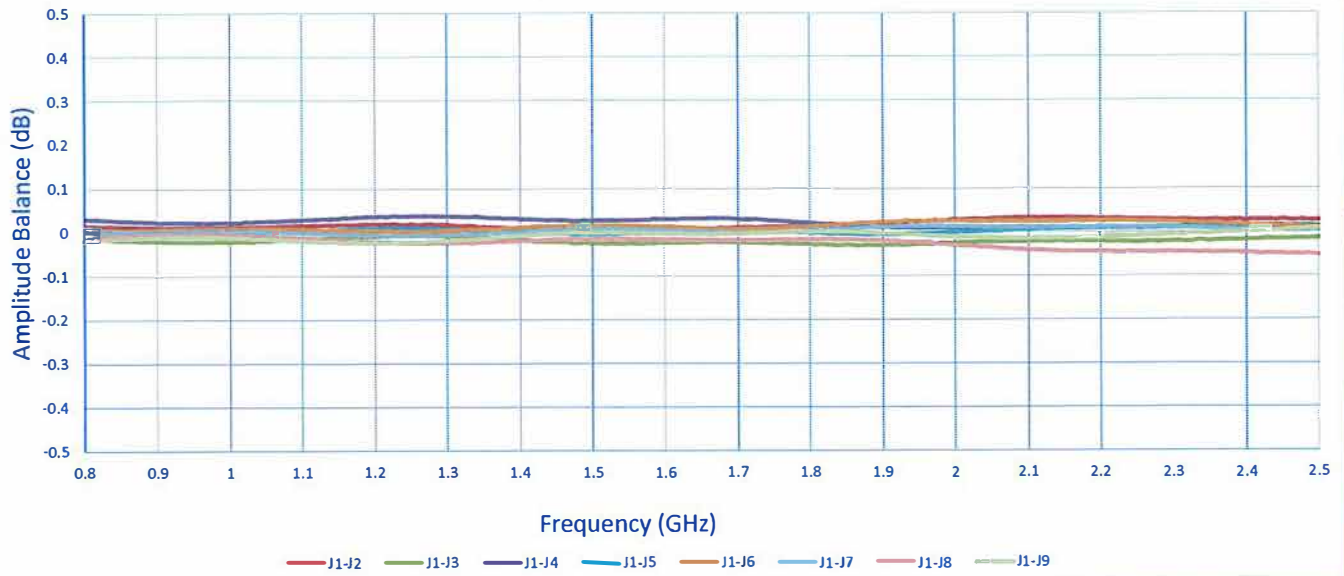
23472



SUMMARY TEST DATA ON APD-8-800M2D5G-SFF-30W

23472

Amplitude Balance



Phase Balance

