

**SUMMARY TEST DATA  
ON  
APD-8-800M2D5G-SFF-30W**

Customer: \_\_\_\_\_  
 SO No: \_\_\_\_\_  
 Model No: APD-8-800M2D5G-SFF-30W  
 Serial No: 23474  
 Part No: \_\_\_\_\_

Tested By: L. McGraw  
 Temperature: +25 C  
 Date: 1/18/2022  
 Drawing No: 27625683      Rev: A1

TEST ITEM NO.	PARAMETERS	SPECIFIED VALUE	TEST RESULTS	QA QC
1	Frequency Range	800 MHz – 2.5 GHz	800 MHz – 2.5 GHz	PMI QA 2
2	Insertion Loss	1.2 dB MAXIMUM (ABOVE 9.03 dB SPLIT)	0.88 dB See Plot	
3	VSWR	1.40:1 MAXIMUM	1.17:1 See Plot	
4	Isolation	20dB MINIMUM	23.1 dB See Plot	
5	Amplitude Balance	±0.5 dB MAXIMUM	0.06 dB See Plot	
6	Phase Balance	±5° MAXIMUM	+0.46° Max -0.88° Min	
7	Power Handling	FORWARD 30 WATT MAXIMUM REVERSED 1 WATT MAXIMUM	See Typical Characteristics	
8	Impedance	50Ω	Pass	PMI QA 2

Note: Amplitude and phase balance are relative to J2 Port.

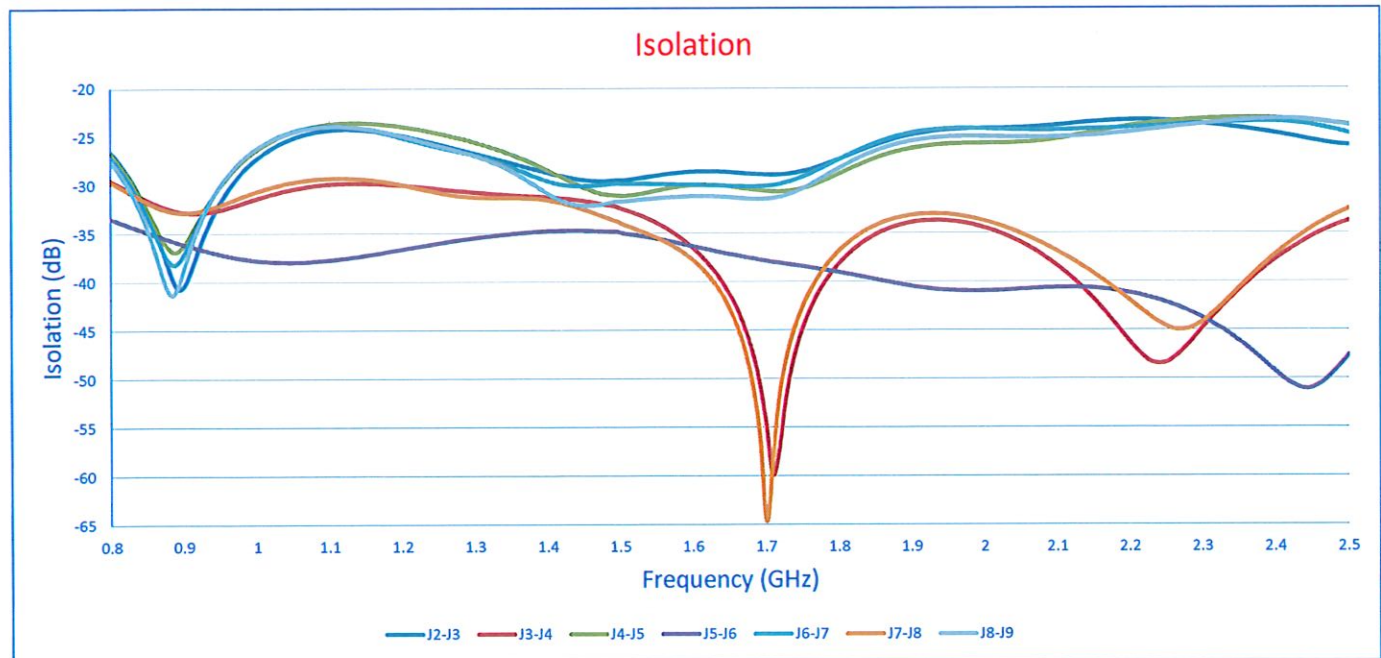
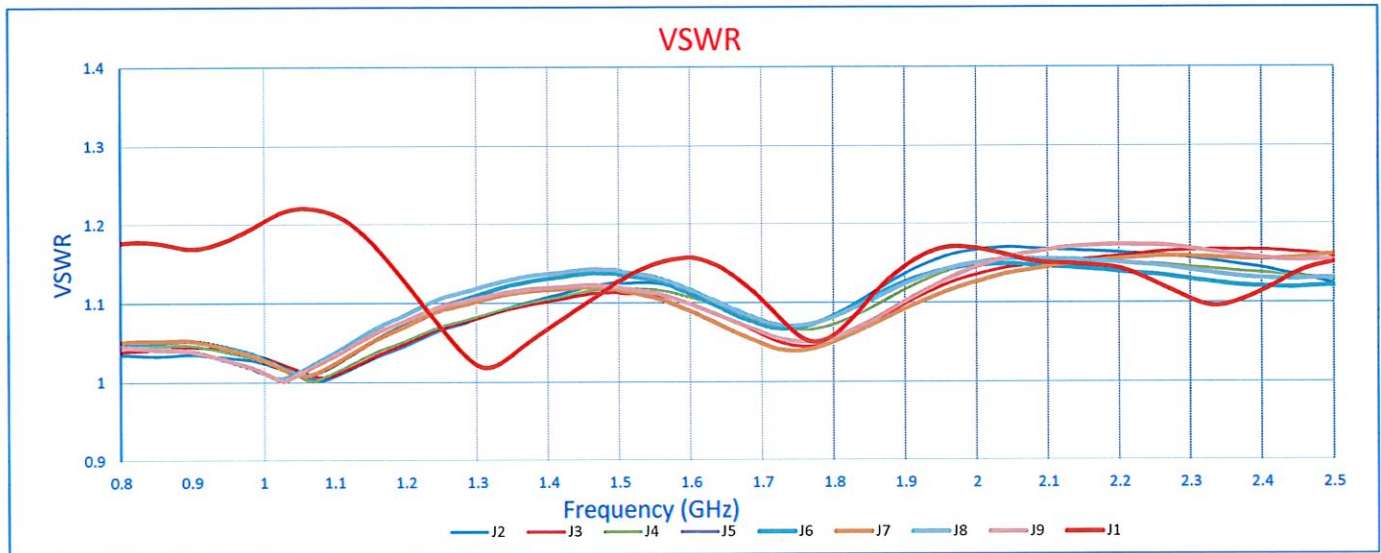
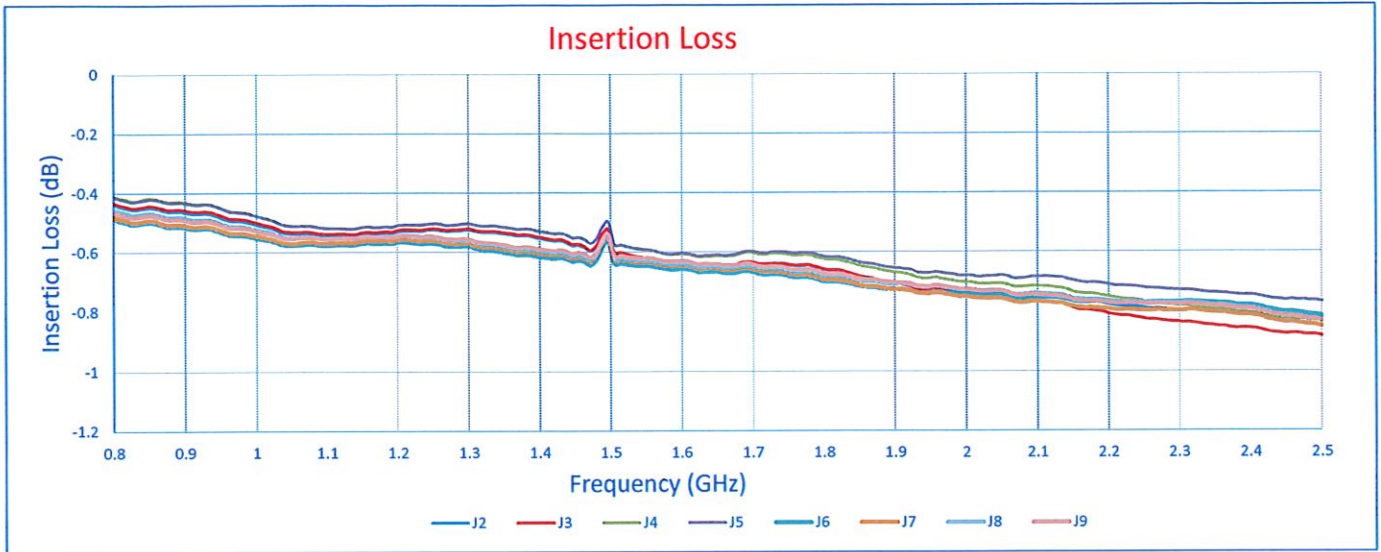
QA/QC Approval: \_\_\_\_\_

PMI  
QA 2

Date: 1/19/2022

# SUMMARY TEST DATA ON APD-8-800M2D5G-SFF-30W

23474



# SUMMARY TEST DATA ON APD-8-800M2D5G-SFF-30W

23474

