



SUMMARY TEST DATA ON DVAT-0518-60-8-SK-193

Customer: _____
 Job No: _____
 Model No: DVAT-0518-60-8-SK-193
 Serial No: PL23490/1839

Tested By: K. Mansfield
 Temperature: +25° C
 Date: Wednesday, September 26, 2018
 Drawing No: 27635048 Rev: A1

TEST. ITEM NO	PARAMETERS	SPECIFIED VALUE	PASS/FAIL	QA QC
1	Frequency Range:	0.5 to 18.0 GHz	0.5 to 18.0 GHz	PMI QA 1
2	Insertion Loss:	5.25 dB Max.	4.5 dB See Plot	
3	Attenuation Flatness:	±0.9 dB @ 10 dB ±1.5 dB @ 20 dB ±3.0 dB @ 40 dB ±5.0 dB @ 60 dB	±0.27 dB @ 10 dB ±0.58 dB @ 20 dB ±0.76 dB @ 40 dB ±1.3 dB @ 60 dB See Plot	
4	Attenuation Accuracy:	±1.0 dB @ 0 - 30 dB ±1.3 dB @ 30 - 50 dB ±1.5 dB @ 50 - 60 dB	0.08 dB @ 0 - 30 dB 0.09 dB @ 30 - 50 dB 0.13 dB @ 50 - 60 dB See Plot	
5	Monotonicity:	Guaranteed	Pass	
6	Temperature Variation:	±2.5 dB -10 to 85°C Typ. ±3.5 dB -40 to 95°C Typ.	±2.1 dB -10 to 85°C ±3 dB -40 to 95°C See Typical Characteristics	
7	Switching Speed:	5 us Max.	<1 µs See Typical Characteristics	
8	Small Signal Bandwidth:	100 KHz Typ. (6 dB w/±3 dB sinewave)	N/A	
9	Larg Signal Bandwidth:	50 KHz Typ. (30 dB w/±3 dB sinewave)	N/A	
10	Return Loss:	-12 dB Typ. -8.5 dB Max.	-13.43 dB See Plot	
11	Power Rating:	+20 dB	+20 dBm See Typical Characteristics	
12	Power Supply:	+15 V @ 150 mA Max.	111 mA	

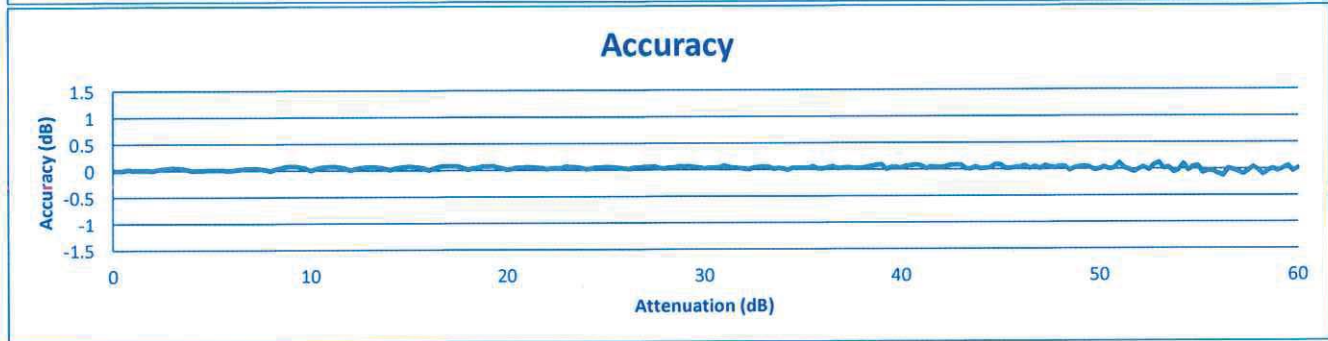
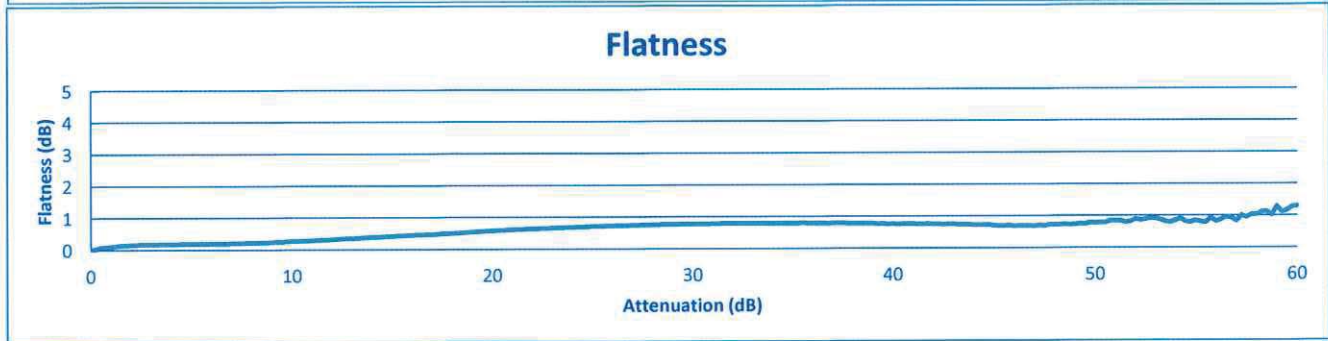
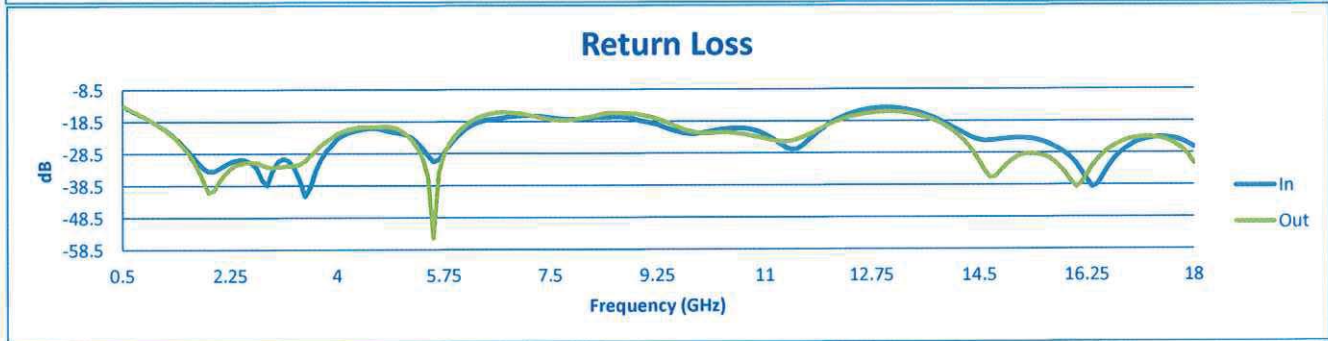
QA/QC Approval: PMI QA 1

Date: 9/27/18



SUMMARY TEST DATA ON DVAT-0518-60-8-SK-193

PL23490/1839





**SUMMARY TEST DATA
ON
DVAT-0518-60-8-SK-193**

PL23490/1839

