



**SUMMARY TEST DATA
ON
TCDRO-16G-CD-1**

PL23506/1839

Customer: _____ Tested By: K. Mansfield
SO No: _____ Temperature: +25°C
Model No: TCDRO-16G-CD-1 Date: 10/08/18
Serial No: PL23506/1839 Drawing No: 27634760 Rev: A1

TEST. ITEM NO	PARAMETERS	SPECIFIED VALUE	TEST RESULTS	QA QC
1	Center Frequency:	16 GHz	16 GHz See Plot	PMI QA 1
2	Mechanical Tuning Frequency:	±10 MHz	>±10 MHz	
3	Output Power:	18 dBm Min.	+19.05 dBm See Plot	
4	Spurious:	-85 dBc Min.	-92 dBc	
5	Harmonics:	-25 dBc Min.	-34 dBc See Plot	
6	*Phase Noise:	10 kHz Offset = -80 dBc/Hz 100 kHz Offset = -95 dBc/Hz	10 kHz Offset = -114 dBc/Hz 109 kHz Offset = -117 dBc/Hz	
7	Frequency Drift Temperature Coefficient :	0.8 ppm/°C	0.1 ppm/°C	
9	DC Supply:	+15±0.5 VDC @ 200 mA Max	100 mA @ +15 VDC	PMI QA 1

QA/QC Approval: _____

PMI
QA 1

Date: _____

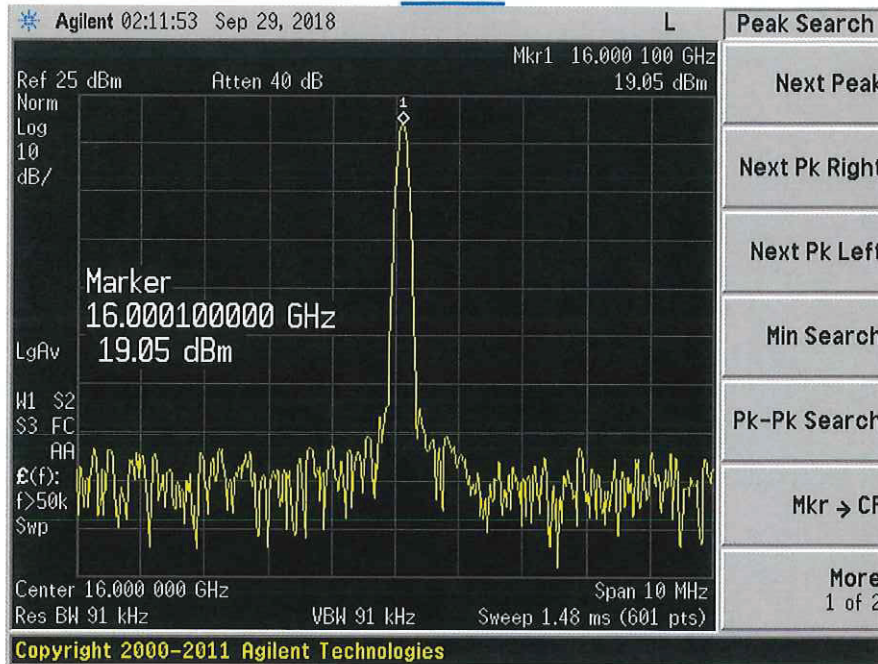
10/10/18



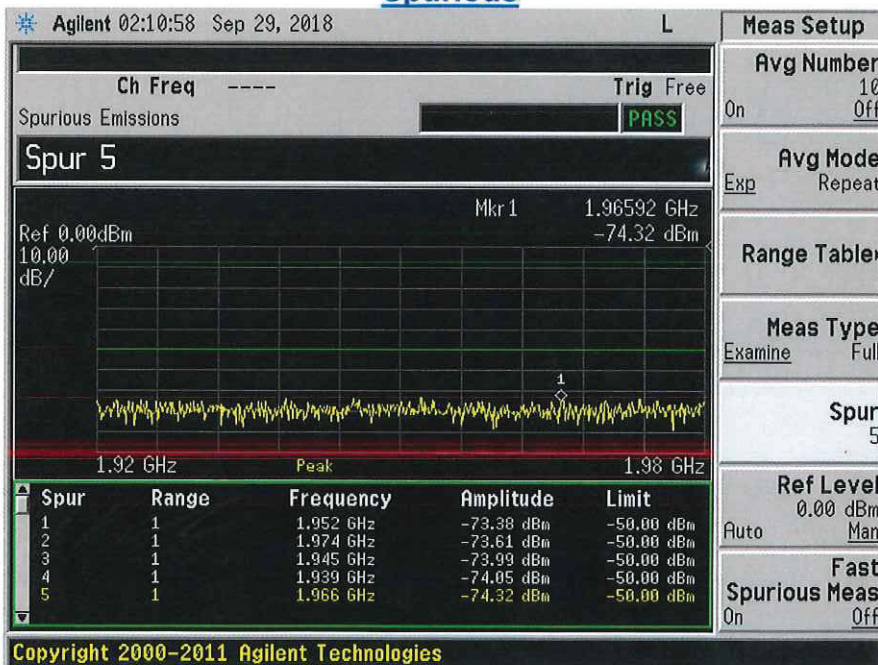
**SUMMARY TEST DATA
ON
TCDRO-16G-CD-1**

PL23506/1839

Carrier



Spurious

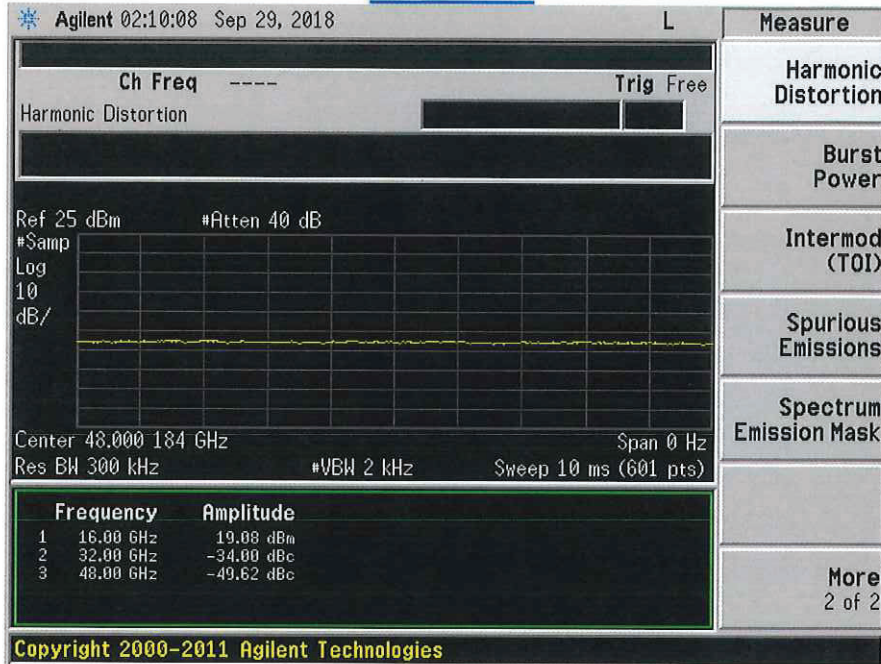




**SUMMARY TEST DATA
ON
TCDRO-16G-CD-1**

PL23506/1839

Harmonics



Phase Noise

