



**SUMMARY TEST DATA
ON
P4T-2G18G-70-T-SFF**

Customer: _____
SO No: _____
Model No: P4T-2G18G-70-T-SFF
Serial No: PL23643/1840

Tested By: E. Kretz
Temperature: 25 Degrees C
Date: 10/9/2018
Drawing No: 27635280 Rev: A1

TEST ITEM NO.	PARAMETERS	SPECIFIED VALUE	TEST RESULTS	QA QC
1	Frequency Range:	2.0 GHz to 18.0 GHz	2.0 GHz to 18.0 GHz	
2	Insertion Loss:	3.5 dB Max.	3.4 dB See Plot	
3	Isolation:	70 dB Min	75 dB See Plot	
4	VSWR: In/Out	2.0:1 Max.	2:1 In 1.9:1 Out See Plots	
5	Input Power:	+30 dBm Max. (Survival) +20 dBm Max. (Operational)	Pass See Typical Characteristics	
6	Switching Speed:	100 ns Max.	Pass See Typical Characteristics	
7	DC Supply:	+5 VDC @ 200 mA Typ. -15 VDC @ 100 mA Typ.	+5 VDC @ 112 mA -15 VDC @ 54 mA	
8	Control Signal:	TTL Logic "0" = Low Loss TTL Logic "1" = Isolation E1 Controls J1-J2 E2 Controls J1-J3 E3 Controls J1-J4 E4 Controls J1-J5	Pass	

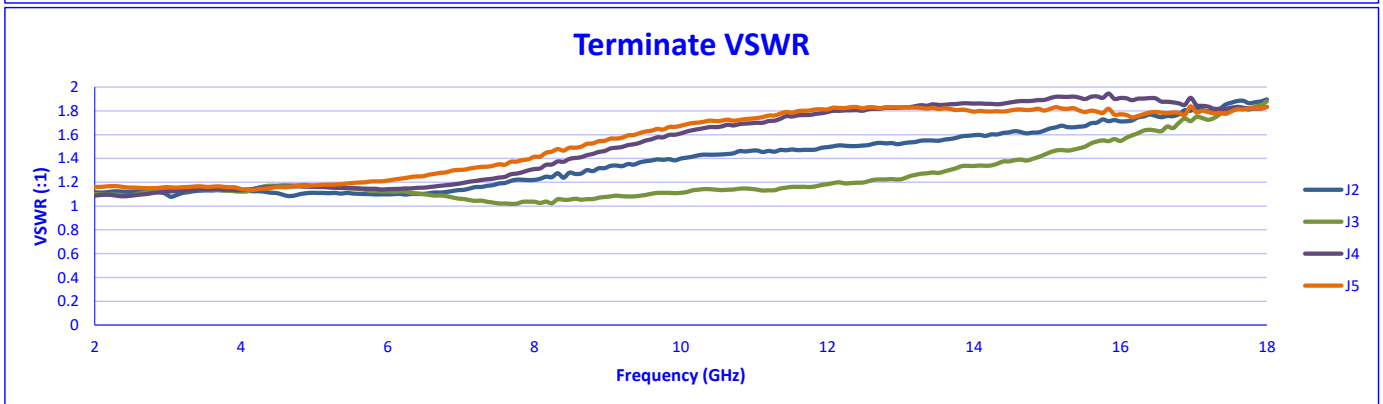
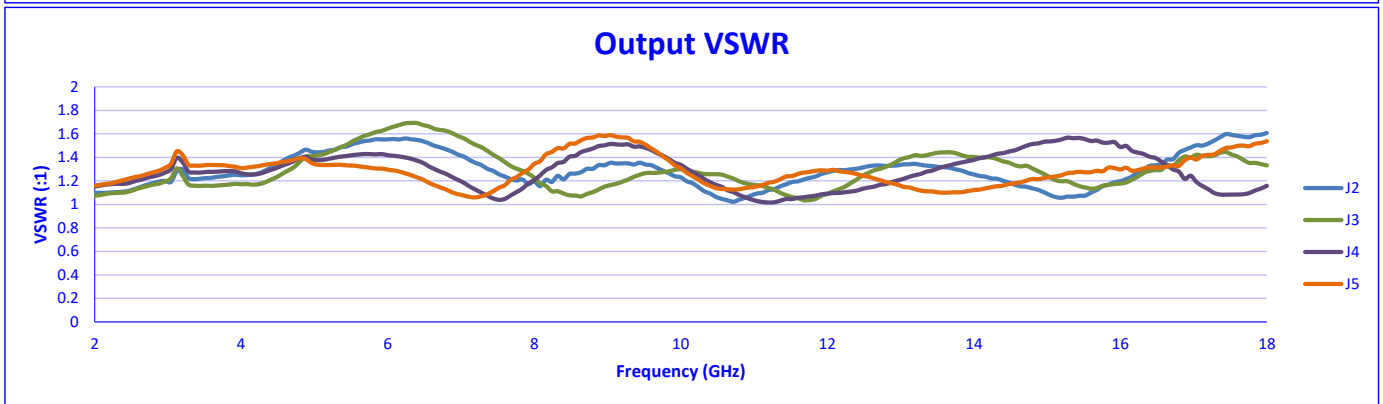
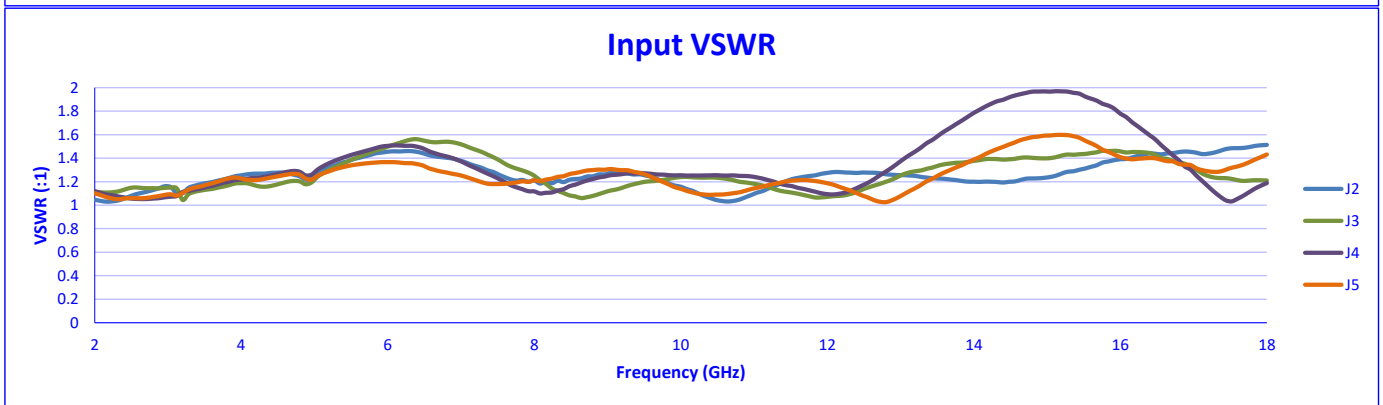
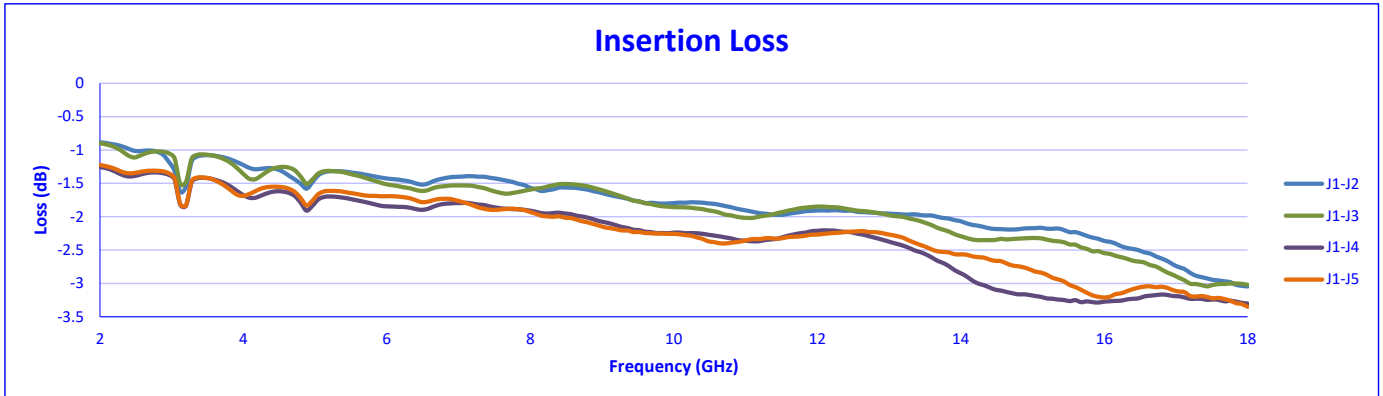
QA/QC Approval: _____

Date: _____



SUMMARY TEST DATA ON P4T-2G18G-70-T-SFF

PL23643/1840





SUMMARY TEST DATA ON P4T-2G18G-70-T-SFF

PL23643/1840

