



**SUMMARY TEST DATA
ON
P2T-500M20G-50-R-SFF**

PL23656/1840

Customer: _____ Tested By: E. Kretz
SO No: _____ Temperature: +25°C
Model No: P2T-500M20G-50-R-SFF Date: 10/08/18
Serial No: PL23656/1840 Drawing No: 27622883 Rev: A1

TEST. ITEM NO	PARAMETERS	SPECIFIED VALUE	TEST RESULTS	QA QC
1	Frequency Range:	0.5 to 20 GHz	0.5 to 20 GHz See Plot	PMI QA1
2	Insertion Loss:	2.8dB Max	2.76dB See Plot	
3	Input Power:	+23dBm CW Max	Pass	
4	VSWR:	1.9:1 Max	1.9:1 See Plot	
5	Isolation:	50dB Min	67 dB See Plot	
6	Switching Speed:	50ns Max	49 ns See Typical Characteristics	
7	Power Supply	80mA @ +5VDC Typ 80mA @ -12VDC Typ	12 mA 16 mA	
8	Control:	TTL Logic "0" = J1 to J2 TTL Logic "1" = J1 to J3	Pass	

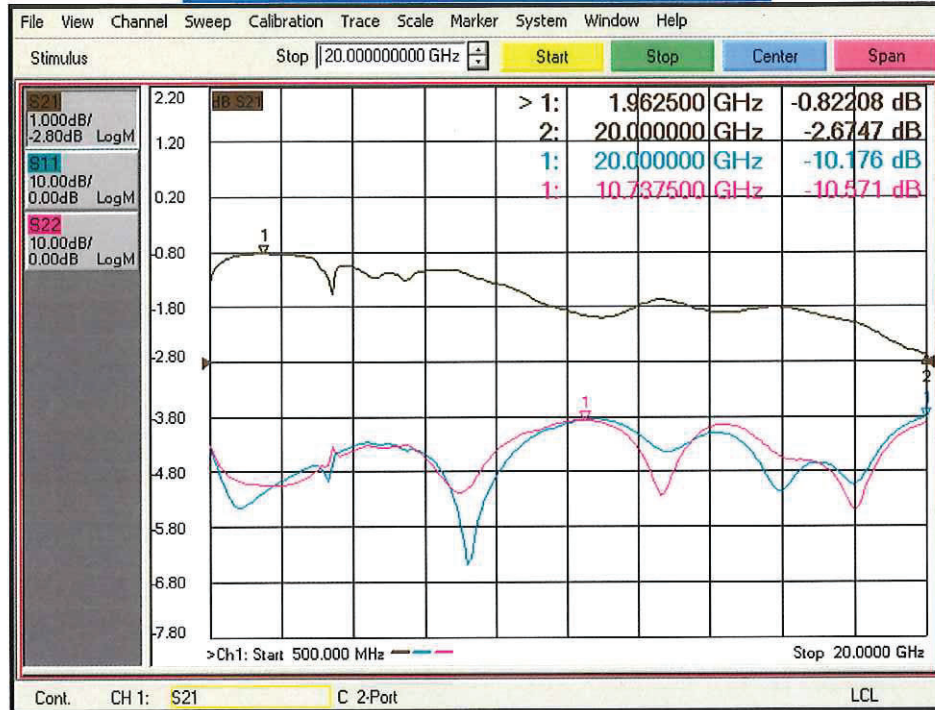
QA/QC Approval: **PMI QA1** Date: 10/8/18



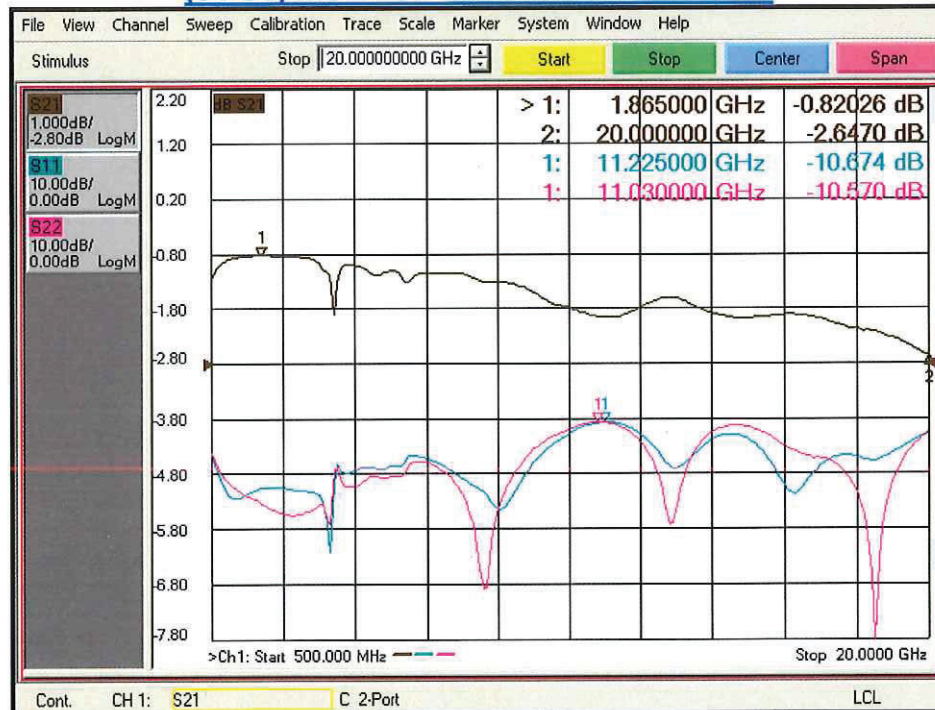
**SUMMARY TEST DATA
ON
P2T-500M20G-50-R-SFF**

PL23656/1840

(J1-J2) Insertion Loss and Return Loss



(J1-J3) Insertion Loss and Return Loss

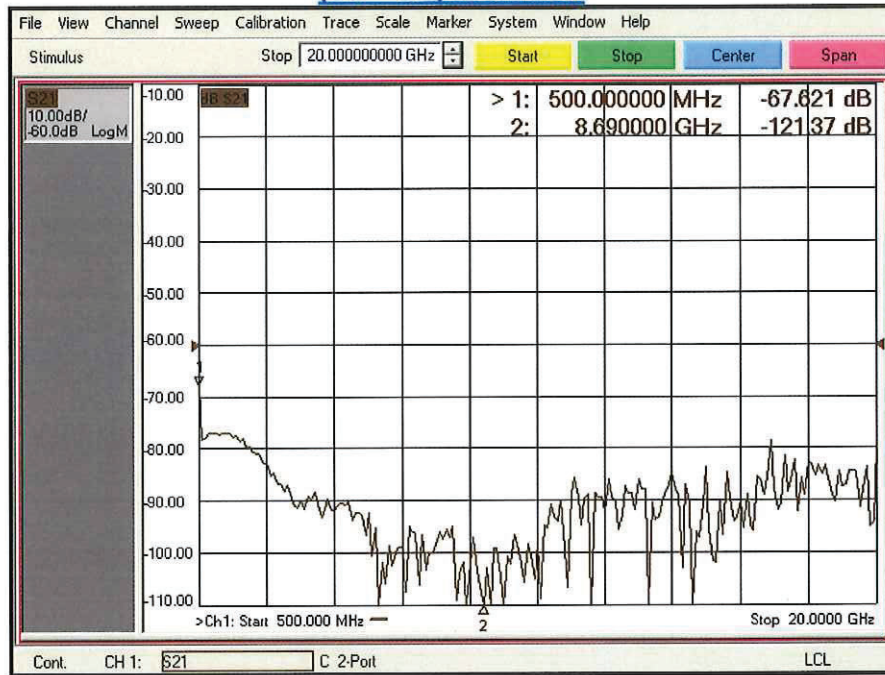




**SUMMARY TEST DATA
ON
P2T-500M20G-50-R-SFF**

PL23656/1840

(J1 - J2) Isolation



(J1 - J3) Isolation

