



**SUMMARY TEST DATA
ON
P5T-0R5G18G-60-T-SFF**

PL23669/1840

Customer: _____	Tested By: <u>E. Kretz</u>
SO No: _____	Temperature: <u>+25°C</u>
Model No: <u>P5T-0R5G18G-60-T-SFF</u>	Date: <u>10/15/18</u>
Serial No: <u>PL23669/1840</u>	Drawing No: <u>27622883</u> Rev: <u>A1</u>

TEST. ITEM NO	PARAMETERS	SPECIFIED VALUE	TEST RESULTS	QA QC
1	Frequency Range	12.0 TO 18.0 GHz	12.0 TO 18.0 GHz	PMI QA 1
2	Insertion Loss	4 dB Max	3.57 dB (See Plot)	
3	VSWR	2.0:1 Max	1.89:1 (See Plot)	
4	Isolation	60 dB Min	67 dB (See Plot)	
5	Switching Speed	100 ns Max	66 ns (See Typical Characteristics)	
6	Input Power	+20 dBm CW	Pass	
7	DC Supply	+5VDC @ 250 mA Typ -12VDC @ 100 mA Typ	+5VDC @ 140 mA -12VDC @ 23 mA	
8	Control Signal	TTL LOGIC "0" = LOW LOSS TTL LOGIC "1" = ISOLATION E1 CONTROLS J1-J2 E2 CONTROLS J1-J3 E3 CONTROLS J1-J4 E4 CONTROLS J1-J5 E5 CONTROLS J1-J6	Pass	

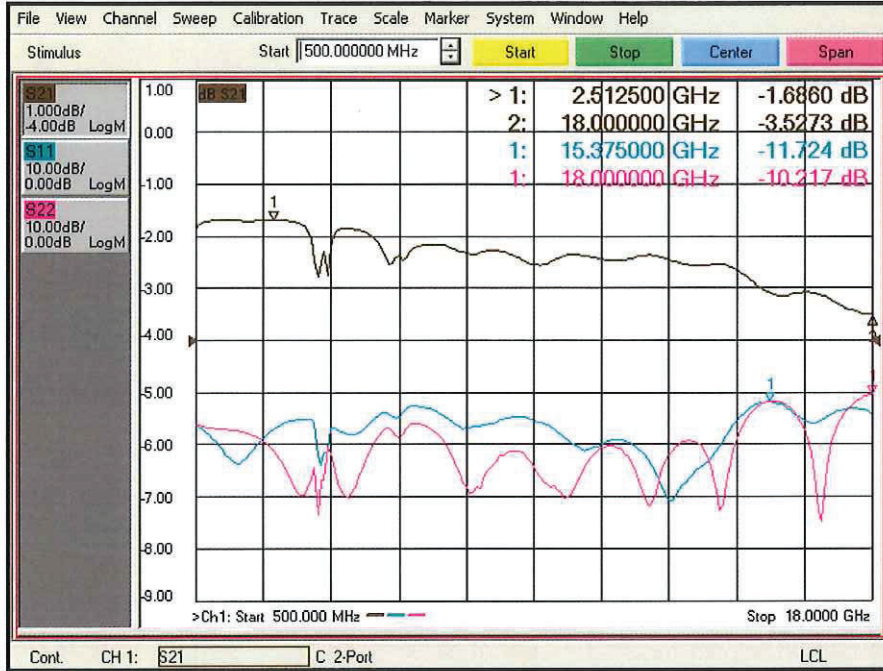
QA/QC Approval:  PMI QA 1 Date: 10/15/18



**SUMMARY TEST DATA
ON
P5T-0R5G18G-60-T-SFF**

PL23669/1840

(J1-J2) Insertion Loss and Return Loss



(J1-J3) Insertion Loss and Return Loss

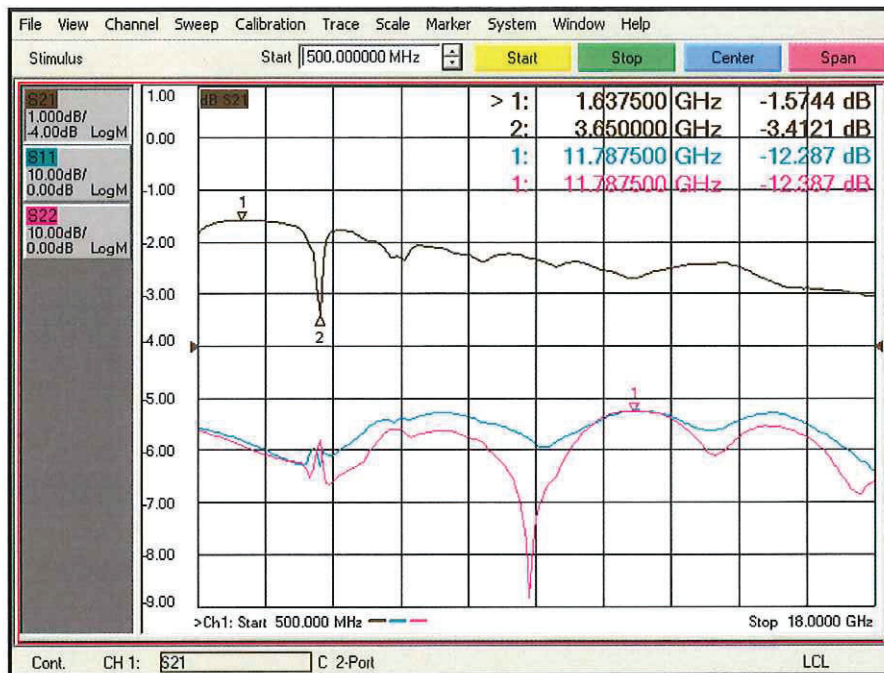




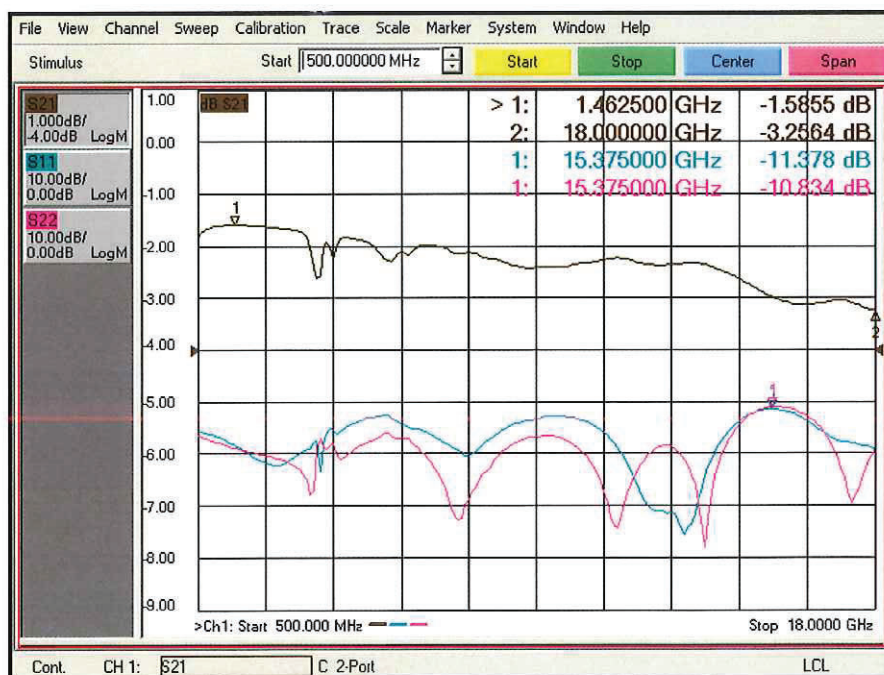
**SUMMARY TEST DATA
ON
P5T-0R5G18G-60-T-SFF**

PL23669/1840

(J1-J4) Insertion Loss and Return Loss



(J1-J5) Insertion Loss and Return Loss

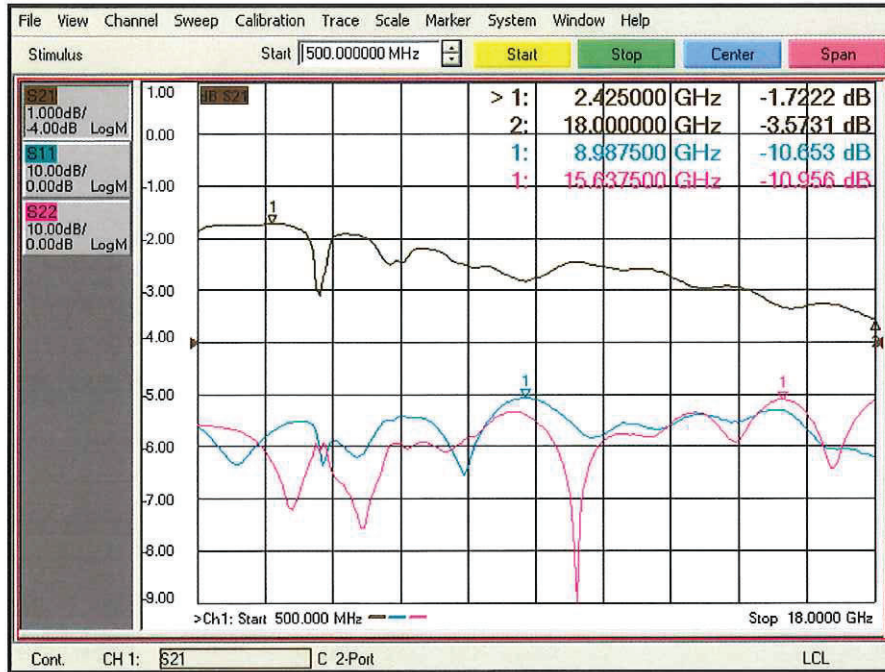




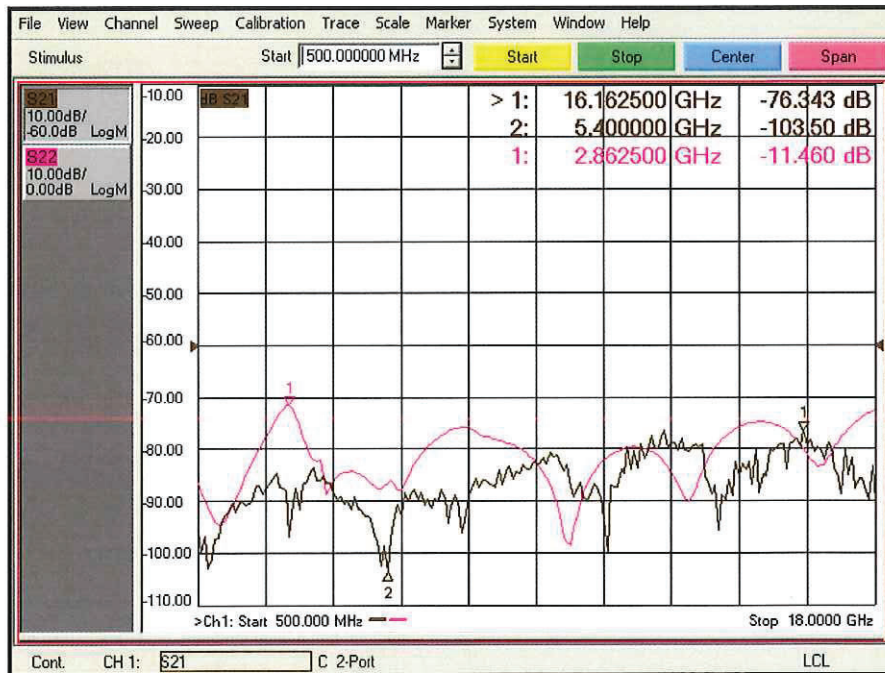
SUMMARY TEST DATA ON P5T-0R5G18G-60-T-SFF

PL23669/1840

(J1-J6) Insertion Loss and Return Loss



(J1 - J2) Isolation and Return Loss

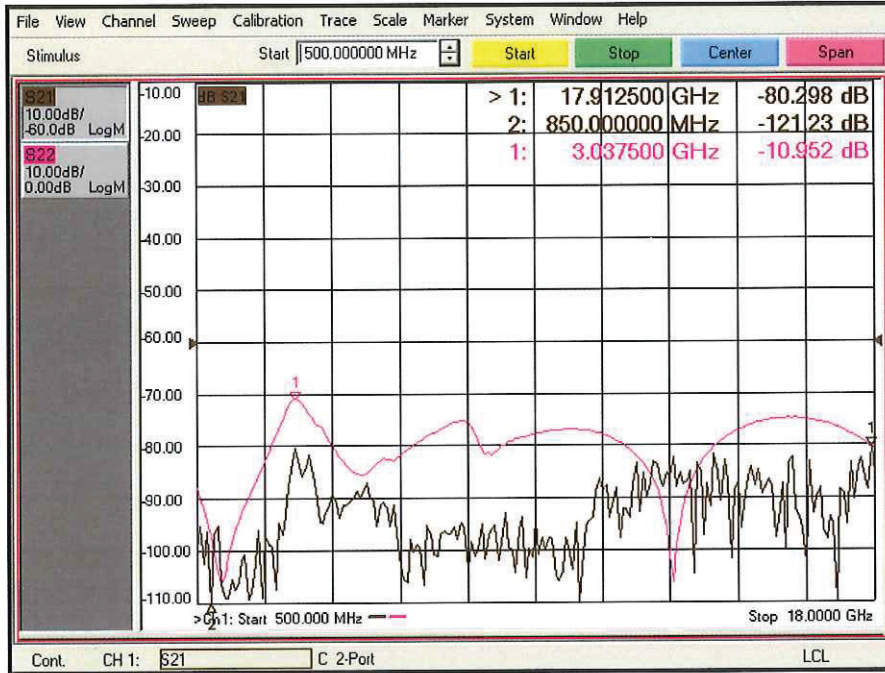




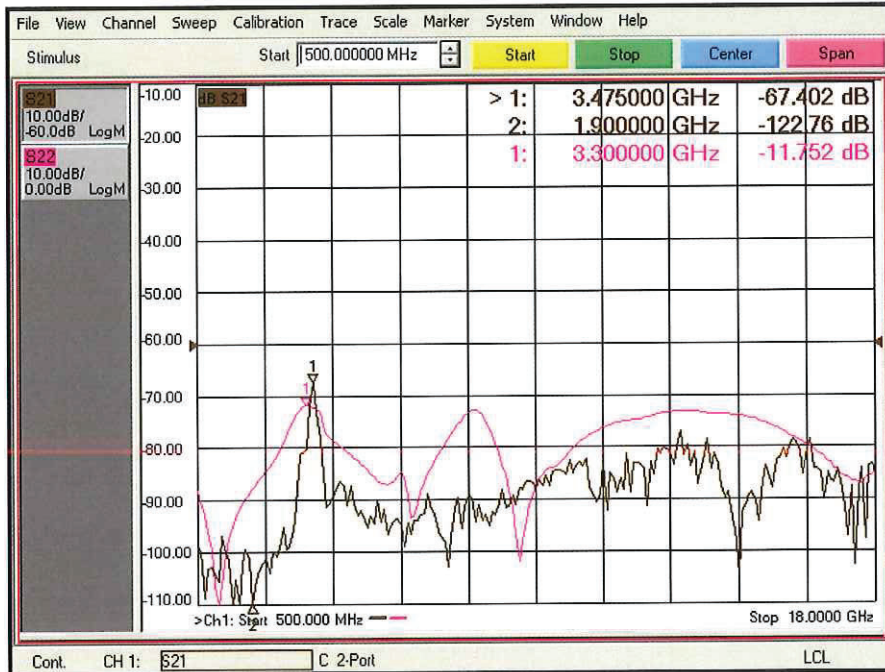
**SUMMARY TEST DATA
ON
P5T-0R5G18G-60-T-SFF**

PL23669/1840

(J1 – J3) Isolation and Return Loss



(J1 – J4) Isolation and Return Loss

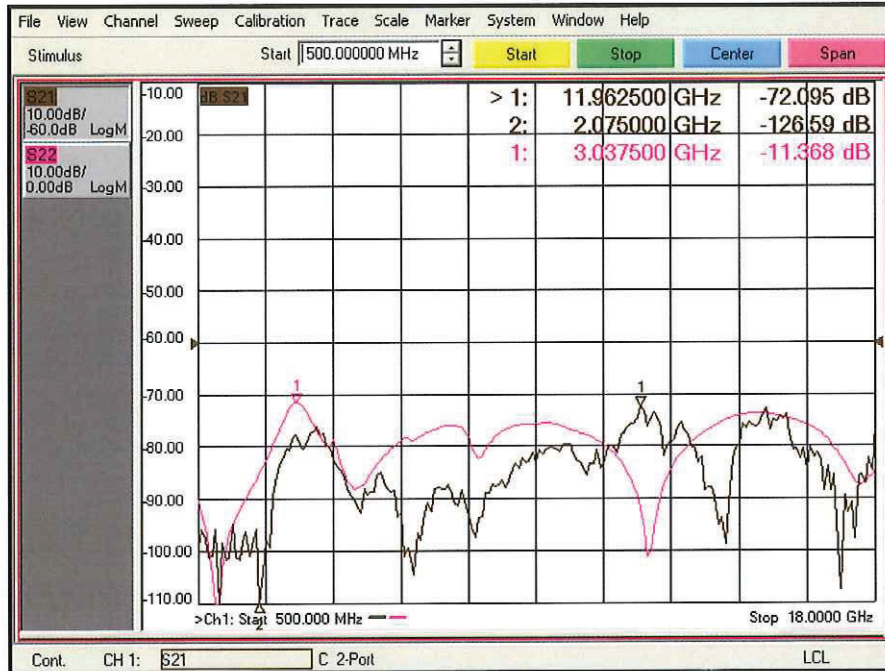




**SUMMARY TEST DATA
ON
P5T-0R5G18G-60-T-SFF**

PL23669/1840

(J1 – J5) Isolation and Return Loss



(J1 – J6) Isolation and Return Loss

