



**SUMMARY TEST DATA
ON
P5T-0R5G18G-60-T-SFF**

PL23670/1840

Customer: _____ Tested By: E. Kretz
 SO No: _____ Temperature: +25°C
 Model No: P5T-0R5G18G-60-T-SFF Date: 10/15/18
 Serial No: PL23670/1840 Drawing No: 27622883 Rev: A1

TEST. ITEM NO	PARAMETERS	SPECIFIED VALUE	TEST RESULTS	QA QC
1	Frequency Range	12.0 TO 18.0 GHz	12.0 TO 18.0 GHz	PMI QA 1
2	Insertion Loss	4 dB Max	3.87 dB (See Plot)	
3	VSWR	2.0:1 Max	1.94:1 (See Plot)	
4	Isolation	60 dB Min	64 dB (See Plot)	
5	Switching Speed	100 ns Max	66 ns (See Typical Characteristics)	
6	Input Power	+20 dBm CW	Pass	
7	DC Supply	+5VDC @ 250 mA Typ -12VDC @ 100 mA Typ	+5VDC @ 140 mA -12VDC @ 23 mA	
8	Control Signal	TTL LOGIC "0" = LOW LOSS TTL LOGIC "1" = ISOLATION E1 CONTROLS J1-J2 E2 CONTROLS J1-J3 E3 CONTROLS J1-J4 E4 CONTROLS J1-J5 E5 CONTROLS J1-J6	Pass	

QA/QC Approval: *[Signature]* PMI QA 1 Date: 10/15/18

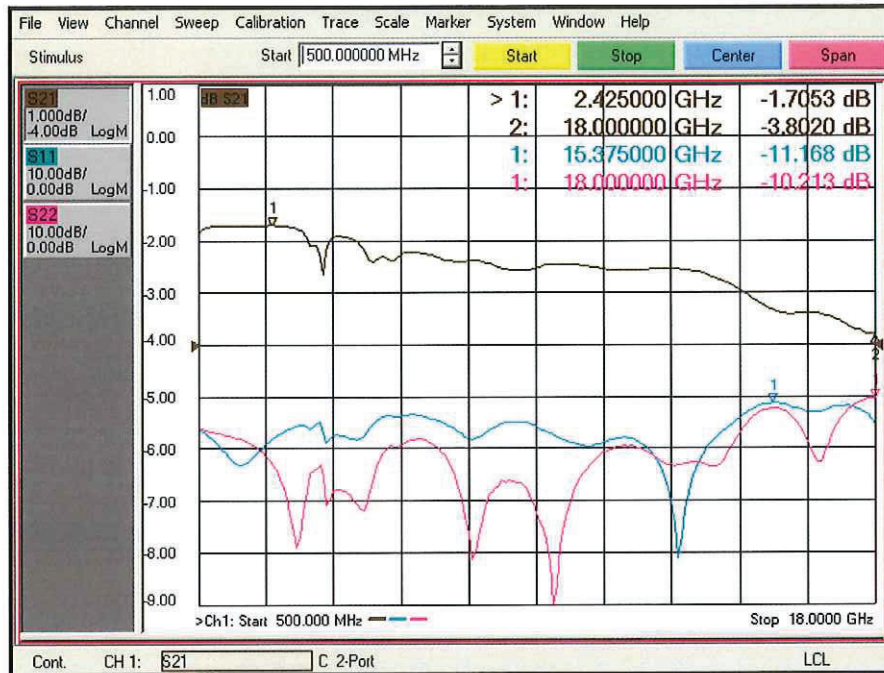
7311-F Grove Road Frederick, MD 21704 USA Phone: (301)662-5019 Fax: (301)662-1731
 Email: sales@pmi-rf.com



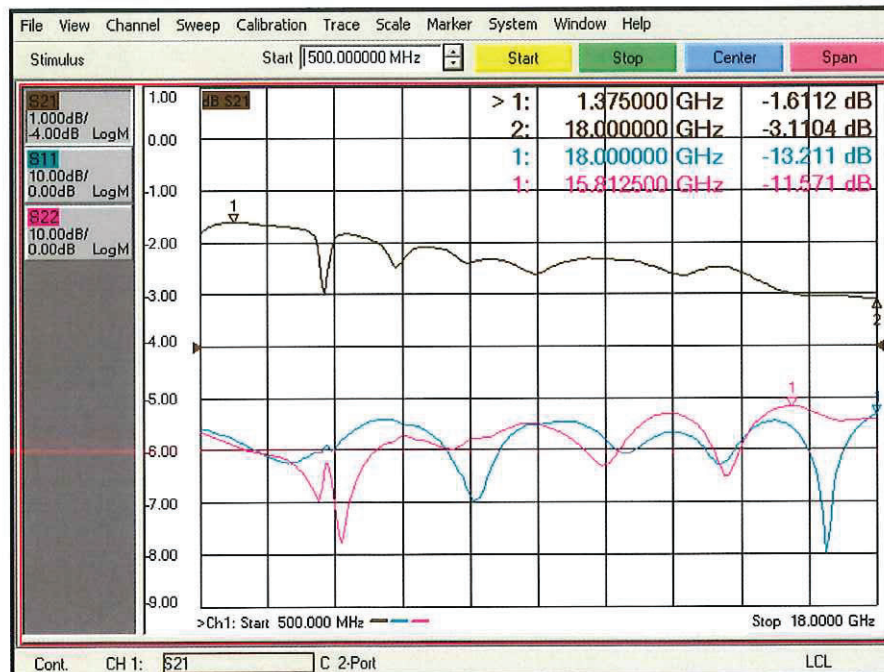
**SUMMARY TEST DATA
ON
P5T-0R5G18G-60-T-SFF**

PL23670/1840

(J1-J2) Insertion Loss and Return Loss



(J1-J3) Insertion Loss and Return Loss

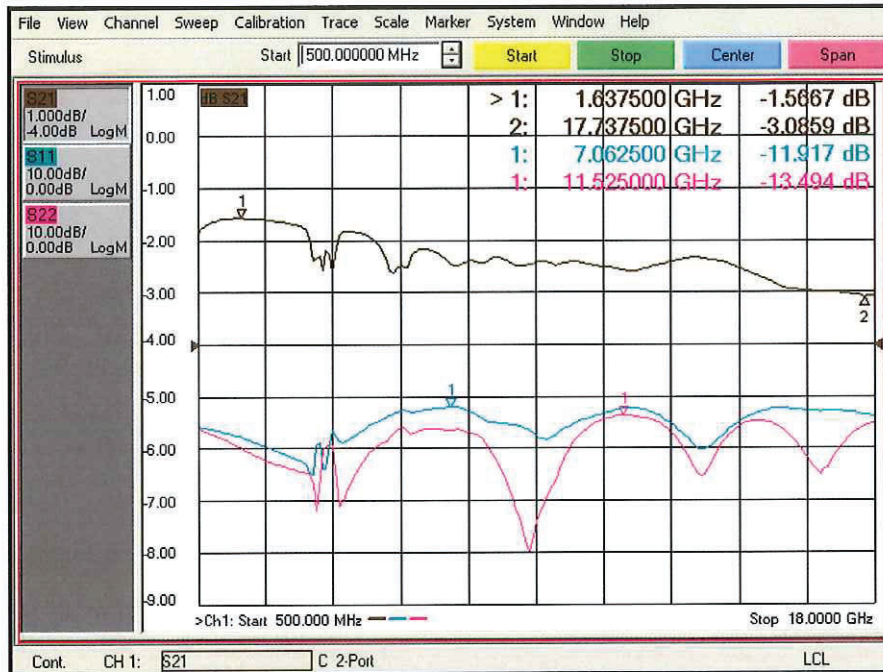




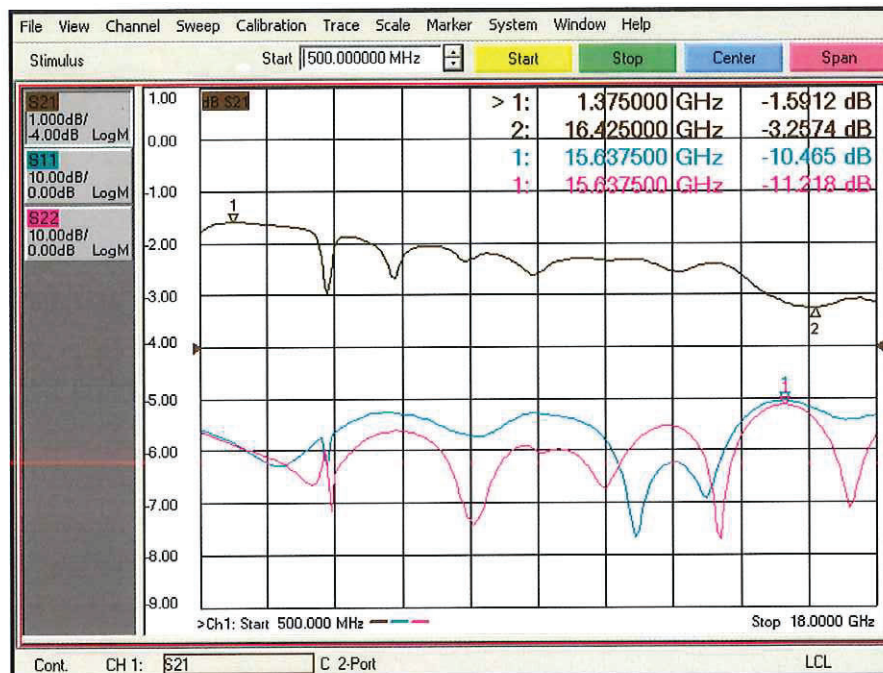
**SUMMARY TEST DATA
ON
P5T-0R5G18G-60-T-SFF**

PL23670/1840

(J1-J4) Insertion Loss and Return Loss



(J1-J5) Insertion Loss and Return Loss

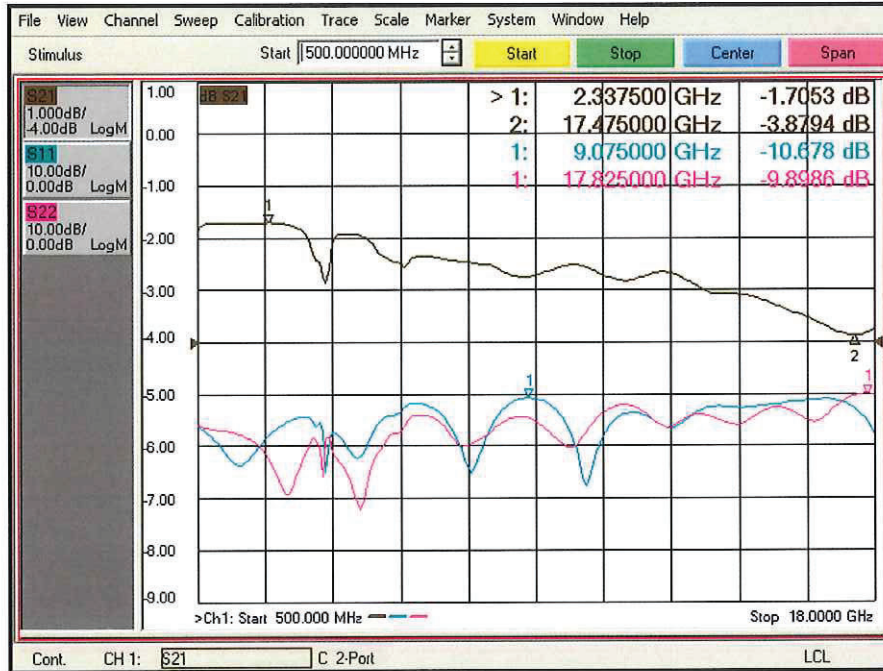




**SUMMARY TEST DATA
ON
P5T-0R5G18G-60-T-SFF**

PL23670/1840

(J1-J6) Insertion Loss and Return Loss



(J1 - J2) Isolation and Return Loss





**SUMMARY TEST DATA
ON
P5T-0R5G18G-60-T-SFF**

PL23670/1840

(J1 – J3) Isolation and Return Loss



(J1 – J4) Isolation and Return Loss

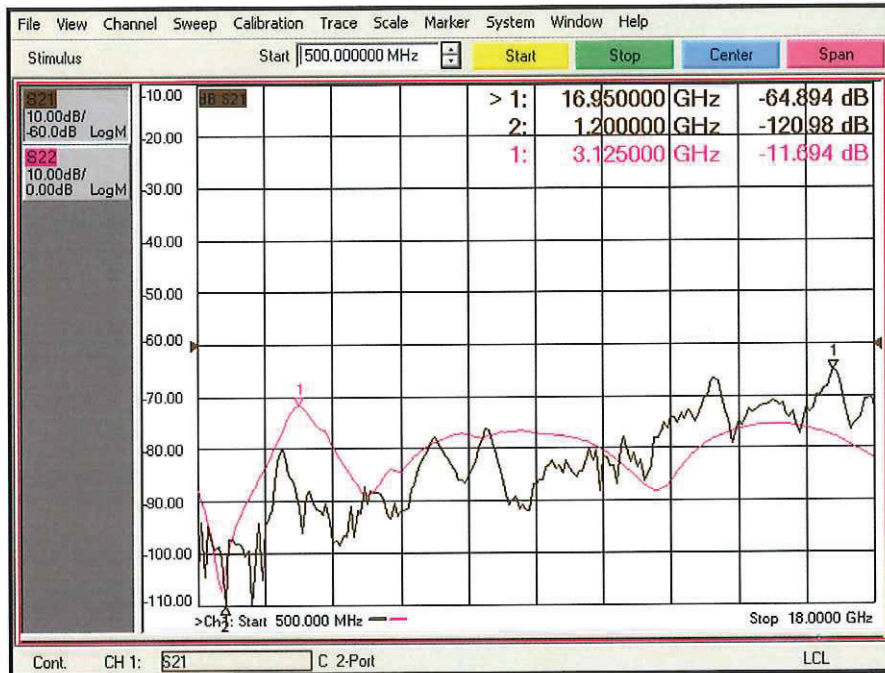




**SUMMARY TEST DATA
ON
P5T-0R5G18G-60-T-SFF**

PL23670/1840

(J1 – J5) Isolation and Return Loss



(J1 – J6) Isolation and Return Loss

