



**SUMMARY TEST DATA
ON
TCDRO-12G-CD-1**

PL23874/1845

Customer: _____	Tested By: <u>K. Mansfield</u>	
SO No: _____	Temperature: <u>+25°C</u>	
Model No: <u>TCDRO-12G-CD-1</u>	Date: <u>10/24/18</u>	
Serial No: <u>PL23874/1845</u>	Drawing No: <u>27634760</u>	Rev: <u>A1</u>

TEST. ITEM NO	PARAMETERS	SPECIFIED VALUE	TEST RESULTS	QA QC
1	Center Frequency:	12 GHz	12 GHz See Plot	PMI QA 1
2	Mechanical Tuning Frequency:	±10 MHz	>±10 MHz	
3	Output Power:	18 dBm Min.	+21.2 dBm See Plot	
4	Spurious:	-85 dBc Min.	-87 dBc See Plot	
5	Harmonics:	-25 dBc Min.	-38 dBc See Plot	
6	*Phase Noise:	10 kHz Offset = -90 dBc/Hz 100 kHz Offset = -95 dBc/Hz	10 kHz Offset = -103 dBc/Hz 100 kHz Offset = -120 dBc/Hz	
7	Frequency Drift Temperature Coefficient :	0.8 ppm/°C	0.1 ppm/°C	
9	DC Supply:	+15±0.5 VDC @ 200 mA Max	104 mA @ +15 VDC	PMI QA 1

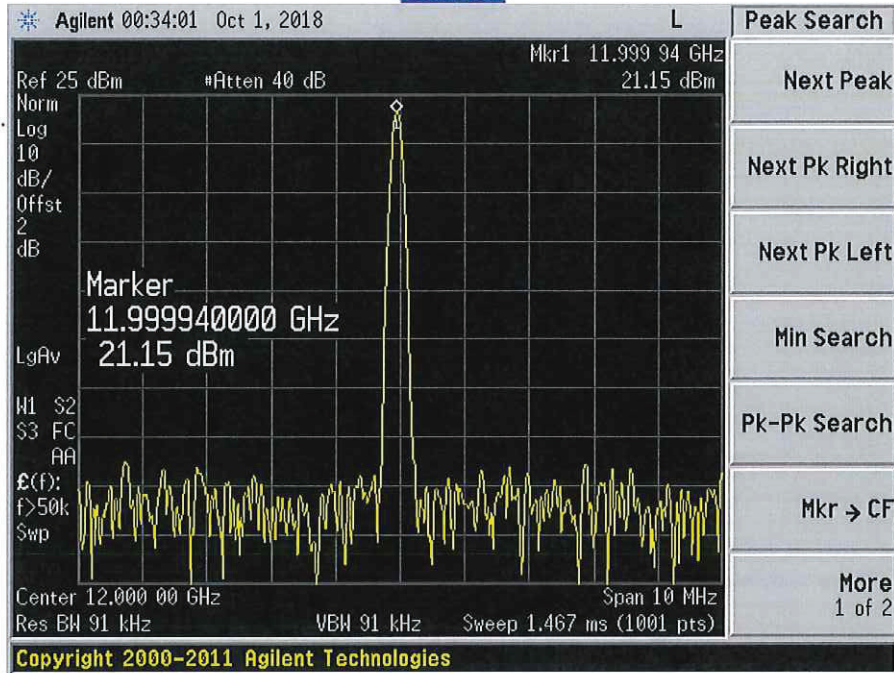
QA/QC Approval: PMI
QA 1 Date: 11/9/18



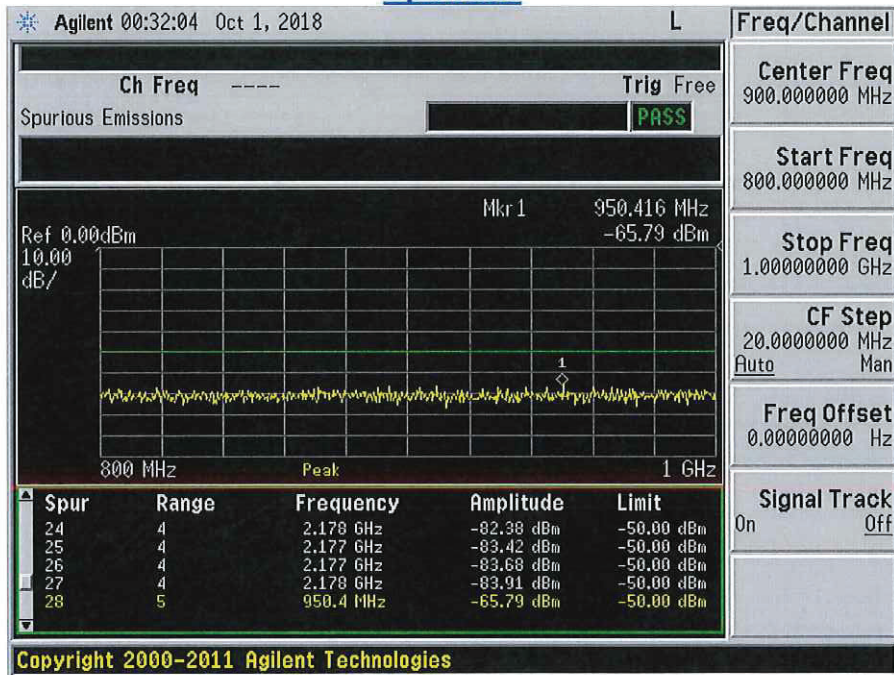
**SUMMARY TEST DATA
ON
TCDRO-12G-CD-1**

PL23874/1845

Carrier



Spurious

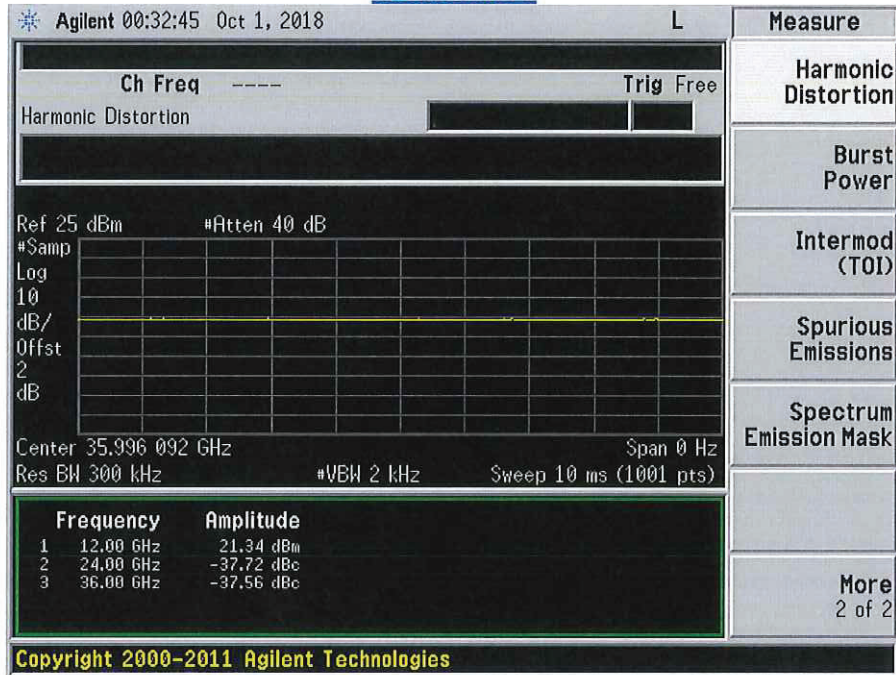




**SUMMARY TEST DATA
ON
TCDRO-12G-CD-1**

PL23874/1845

Harmonics



Phase Noise

