



**SUMMARY TEST DATA  
ON  
TCDRO-16G-CD-1**

**PL23879/1845**

Customer: \_\_\_\_\_ Tested By: K. Mansfield  
SO No: \_\_\_\_\_ Temperature: +25°C  
Model No: TCDRO-16G-CD-1 Date: 10/23/18  
Serial No: PL23879/1845 Drawing No: 27634760 Rev: A1

TEST. ITEM NO	PARAMETERS	SPECIFIED VALUE	TEST RESULTS	QA QC
1	Center Frequency:	16 GHz	16.0 GHz See Plot	PMI QA1
2	Mechanical Tuning Frequency:	±10 MHz	>±10 MHz	
3	Output Power:	18 dBm Min.	+20.6 dBm See Plot	
4	Spurious:	-85 dBc Min.	-87 dBc	
5	Harmonics:	-25 dBc Min.	-38 dBc See Plot	
6	*Phase Noise:	10 kHz Offset = -90 dBc/Hz 100 kHz Offset = -95 dBc/Hz	10 kHz Offset = -91 dBc/Hz 100 kHz Offset = -107 dBc/Hz	
7	Frequency Drift Temperature Coefficient :	0.8 ppm/°C	0.1 ppm/°C	
9	DC Supply:	+15±0.5 VDC @ 200 mA Max	99 mA @ +15 VDC	PMI QA1

QA/QC Approval:  PMI QA1 Date: 11/9/18

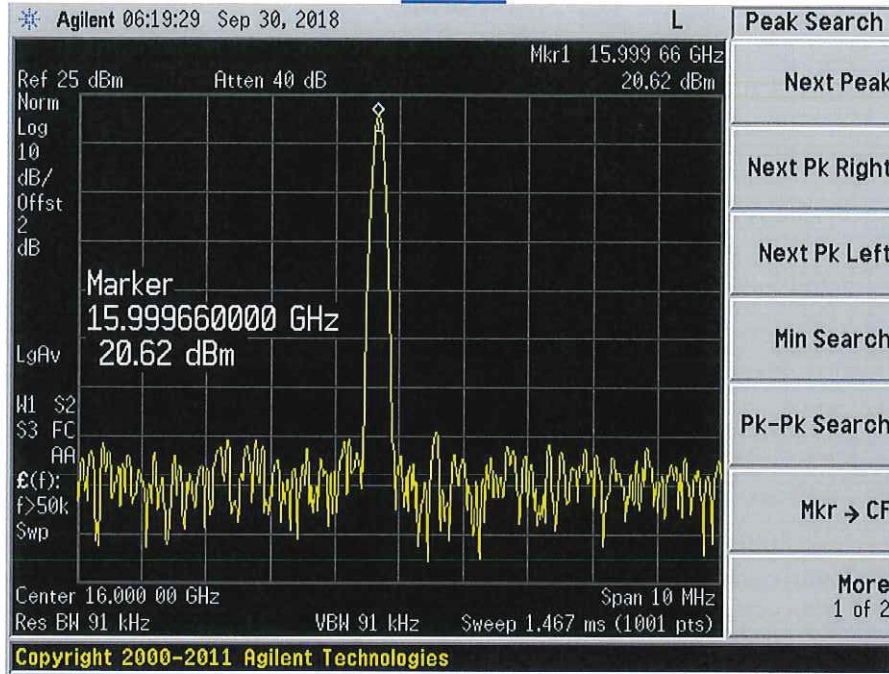
7311-F Grove Road Frederick, MD 21704 USA Phone: (301)662-5019 Fax: (301)662-1731  
Email: [sales@pmi-rf.com](mailto:sales@pmi-rf.com)



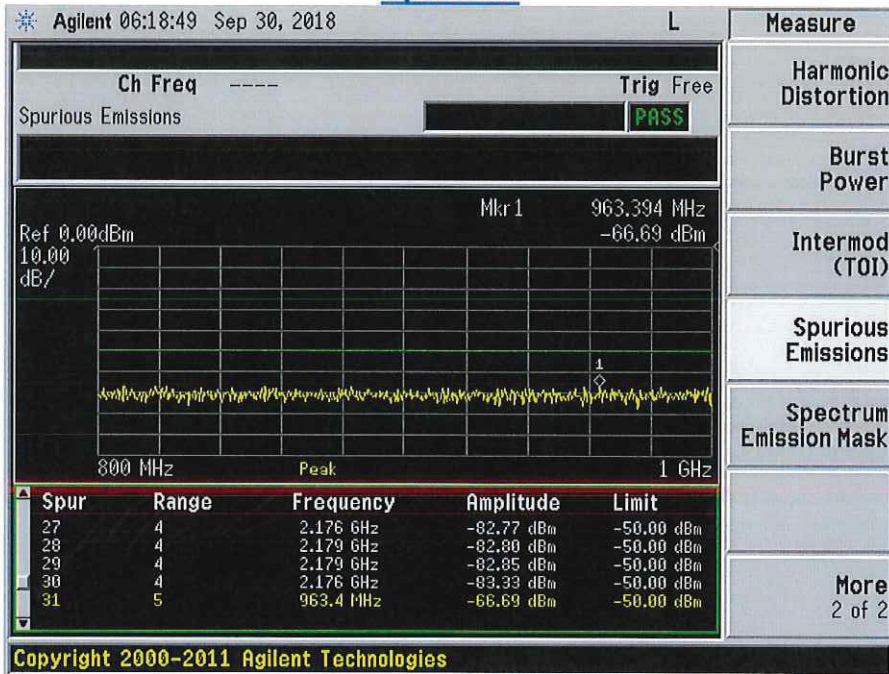
**SUMMARY TEST DATA  
ON  
TCDRO-16G-CD-1**

**PL23879/1845**

Carrier



Spurious

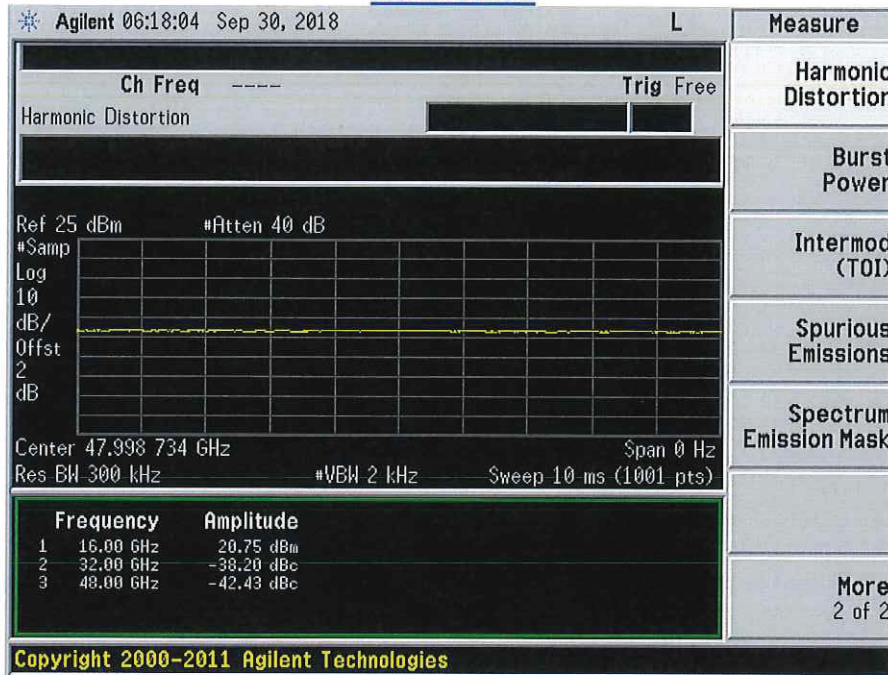




**SUMMARY TEST DATA  
ON  
TCDRO-16G-CD-1**

PL23879/1845

Harmonics



Phase Noise

