





**SUMMARY TEST DATA
ON AMPLIFIER**

Customer :
 Job No :
 Model No : POB-28-48-15-LCA
 Serial No : PL2404

Tested By : Kevin Mason
 Temperature : +25°C
 Date : 6/07/06

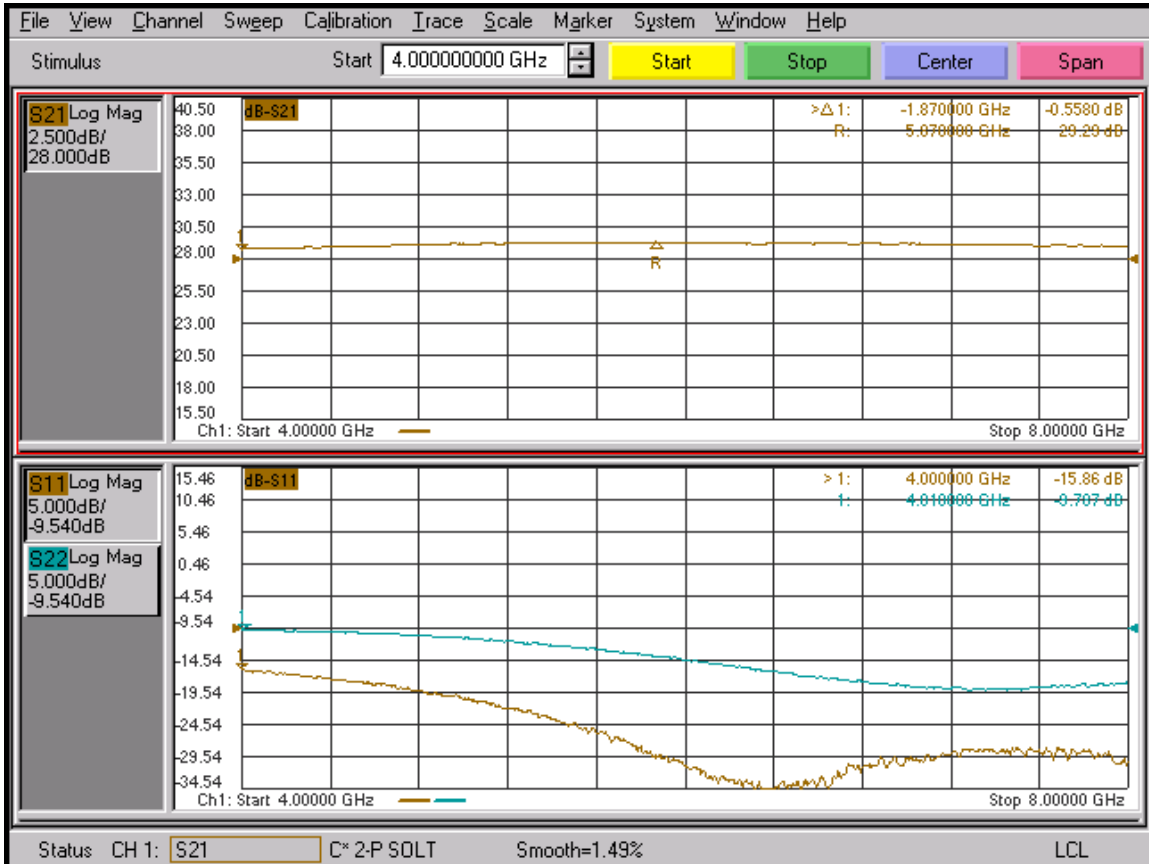
TEST ITEM NO.	PARAMETERS	SPECIFIED VALUE	MEASURED VALUE	REMARKS QA/QC
1	Frequency Range:	4.0-8.0 GHz	Pass	
2	Gain:	+28dB Typ.	Pass (See Plot)	
3	Gain Flatness:	± 1.25dB Typ.	± 0.27dB	
4	VSWR:	Input : 2.0:1 Output: 2.0:1 (Typ.)	Pass (See Plot)	
5	Noise Figure:	3.0dB Typ.	Pass (See NF Plot)	
6	OP1dB:	15dBm Typ.	≥ 15dBm	
7	DC Supply:	150mA@ +12V Typ.	149mA@ +12V	

Production Manager Approval:  Date: 6/07/06

QA/QC Approval:  Date: 6/07/06

5715 Industry Lane, Unit 11, Frederick, MD 21704 USA Phone: (301)662-5019 Fax: (301)662-1731
 email: sales@planarelec.com

Swept S-Parameter Plot



Noise Figure Plot

