



**SUMMARY TEST DATA  
ON  
P4T-6G18G-27-T-SFF**

PL25564/1919

Customer: \_\_\_\_\_ Tested By: B. Willard  
 SO No: \_\_\_\_\_ Temperature: +25°C  
 Model No: P4T-6G18G-27-T-SFF Date: 8/14/19  
 Serial No: PL25564/1919 Drawing No: 27633410 Rev: A1

TEST. ITEM NO	PARAMETERS	SPECIFIED VALUE	TEST RESULTS	QA QC																																																														
1	Frequency Range:	6.0 TO 18.0 GHz	6.0 TO 18.0 GHz (See Plots)	PMI QA1																																																														
2	Insertion Loss	2.5 dB MAX @ 6.0 GHz TO 8.0 GHz 3.7 dB MAX @ 8.0 GHz TO 12.4 GHz 4.8 dB MAX @ 12.4 GHz TO 18.0 GHz	2.02dB MAX @ 6.0 GHz TO 8.0 GHz 2.36 dB MAX @ 8.0 GHz TO 12.4 GHz 2.63 dB MAX @ 12.4 GHz TO 18.0 GHz (See Plots)	PMI QA1																																																														
3	Isolation (On/All Ports Off)	45 dB MIN @ 6.0 GHz TO 8.0 GHz 27 dB MIN @ 8.0 GHz TO 18.0 GHz	75.20 dB MIN 61.44 dB MAX (See Plots)																																																															
4	VSWR	2.3:1 MAX @ 6.0 GHz TO 12.4 GHz 2.0:1 MAX @ 12.4 GHz TO 18.0 GHz	1.89: 1 (See Plots)																																																															
5	RF Impedance:	50 Ω	50 Ω																																																															
6	Switching Speed (ON/OFF):	500 ns MAX (FROM 50% TTL TO 90%/10% RF VOLTAGE)	Switching Speed (ON) 50 ns Switching Speed (OFF) 25 ns (See Typical Characteristics)																																																															
7	Power Supply:	+5.0 VDC ±5% @ 100 mA MAX -15.0 VDC ±5% @ 60 mA MAX	+5.0 VDC ±5% @ 72 mA -15.0 VDC ±5% @ 28 mA																																																															
8	Control Logic	LOGIC "0" = -0.3 V TO +0.8 V FOR PORT ON (LOW LOSS STATE) LOGIC "1" = +2.0 V TO +5.0 V FOR PORT OFF (ISOLATION STATE)	Pass																																																															
		<p style="text-align: center; margin: 0;">LOGIC TABLE (J1: COMMON PORT)</p> <table border="1" style="width: 100%; border-collapse: collapse; font-size: 8px;"> <thead> <tr> <th style="text-align: left;">PORT</th> <th colspan="4">TTL INPUT LEVEL</th> <th>J1-J2</th> <th>J1-J3</th> <th>J1-J5</th> <th>J1-J6</th> </tr> <tr> <th></th> <th>E2</th> <th>E3</th> <th>E5</th> <th>E6</th> <th></th> <th></th> <th></th> <th></th> </tr> </thead> <tbody> <tr> <td>J2</td> <td>0</td> <td>1</td> <td>1</td> <td>1</td> <td>ISOLATION LOSS</td> <td>ISOLATION</td> <td>ISOLATION</td> <td>ISOLATION</td> </tr> <tr> <td>J3</td> <td>1</td> <td>0</td> <td>1</td> <td>1</td> <td>ISOLATION</td> <td>ISOLATION LOSS</td> <td>ISOLATION</td> <td>ISOLATION</td> </tr> <tr> <td>J5</td> <td>1</td> <td>1</td> <td>0</td> <td>1</td> <td>ISOLATION</td> <td>ISOLATION</td> <td>ISOLATION LOSS</td> <td>ISOLATION</td> </tr> <tr> <td>J6</td> <td>1</td> <td>1</td> <td>1</td> <td>0</td> <td>ISOLATION</td> <td>ISOLATION</td> <td>ISOLATION</td> <td>ISOLATION LOSS</td> </tr> <tr> <td>ALL OFF</td> <td>1</td> <td>1</td> <td>1</td> <td>1</td> <td colspan="4" style="text-align: center;">ISOLATION</td> </tr> </tbody> </table>	PORT		TTL INPUT LEVEL				J1-J2	J1-J3	J1-J5	J1-J6		E2	E3	E5	E6					J2	0	1	1	1	ISOLATION LOSS	ISOLATION	ISOLATION	ISOLATION	J3	1	0	1	1	ISOLATION	ISOLATION LOSS	ISOLATION	ISOLATION	J5	1	1	0	1	ISOLATION	ISOLATION	ISOLATION LOSS	ISOLATION	J6	1	1	1	0	ISOLATION	ISOLATION	ISOLATION	ISOLATION LOSS	ALL OFF	1	1	1	1	ISOLATION			
PORT	TTL INPUT LEVEL				J1-J2	J1-J3	J1-J5	J1-J6																																																										
	E2	E3	E5	E6																																																														
J2	0	1	1	1	ISOLATION LOSS	ISOLATION	ISOLATION	ISOLATION																																																										
J3	1	0	1	1	ISOLATION	ISOLATION LOSS	ISOLATION	ISOLATION																																																										
J5	1	1	0	1	ISOLATION	ISOLATION	ISOLATION LOSS	ISOLATION																																																										
J6	1	1	1	0	ISOLATION	ISOLATION	ISOLATION	ISOLATION LOSS																																																										
ALL OFF	1	1	1	1	ISOLATION																																																													

\*: 1 μs MAXIMUM PULSE WIDTH  
 \*: A UNIT LOAD IS 2.0 mA SINK CURRENT AND 50 μA SOURCE CURRENT

QA/QC Approval:  Date: 8/16/19

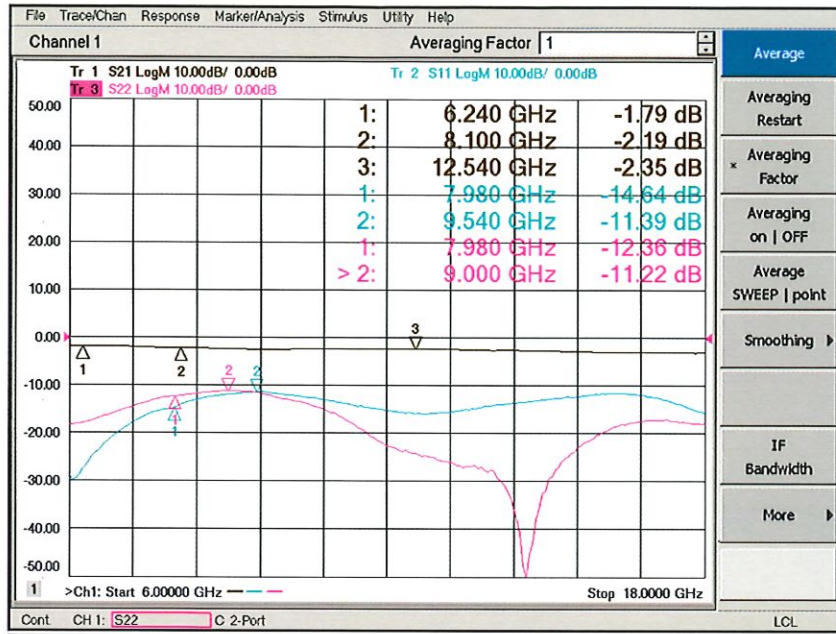
7311-F Grove Road, Frederick, MD 21704 USA  
 Phone: (301) 662-5019 Fax: (301) 662-1731  
 Email: [sales@pmi-rf.com](mailto:sales@pmi-rf.com)



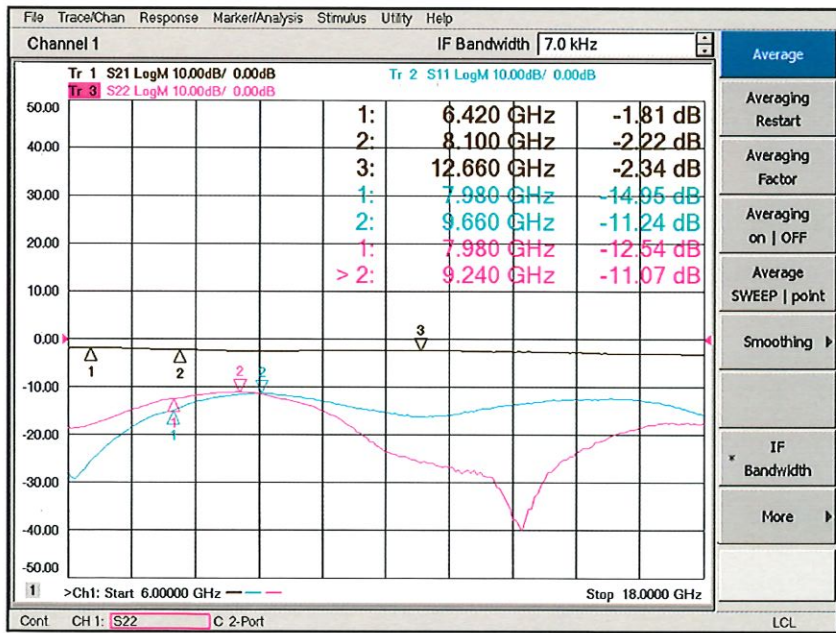
**SUMMARY TEST DATA  
ON  
P4T-6G18G-27-T-SFF**

PL25564/1919

**(J1 – J2) Insertion Loss and Return Loss**



**(J1 – J3) Insertion Loss and Return Loss**



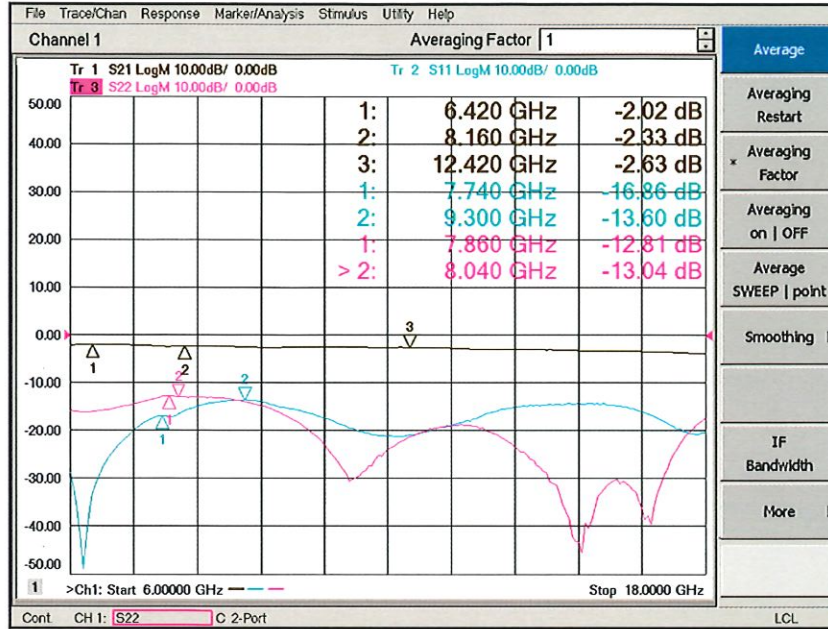
7311-F Grove Road, Frederick, MD 21704 USA  
 Phone: (301) 662-5019 Fax: (301) 662-1731  
 Email: [sales@pmi-rf.com](mailto:sales@pmi-rf.com)



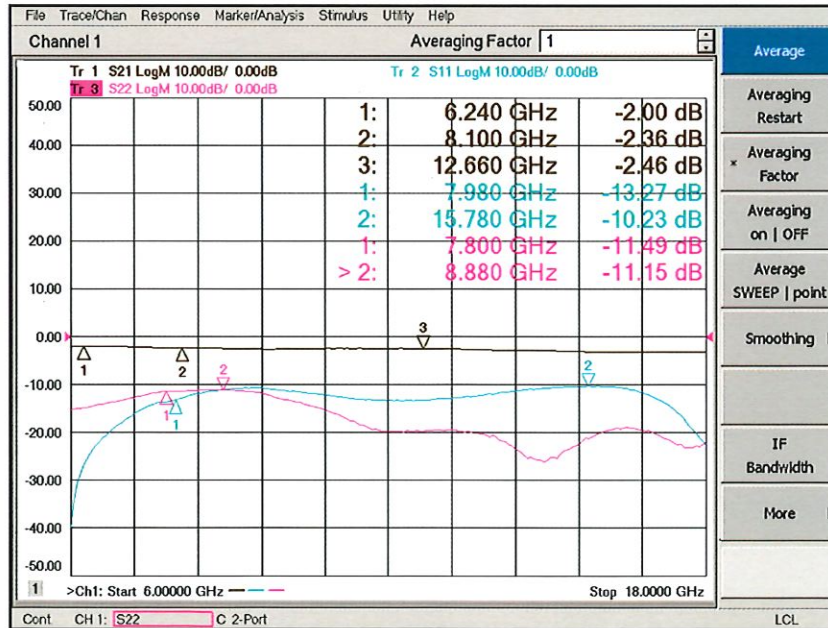
**SUMMARY TEST DATA  
ON  
P4T-6G18G-27-T-SFF**

PL25564/1919

**(J1 – J4) Insertion Loss and Return Loss**



**(J1 – J5) Insertion Loss and Return Loss**



7311-F Grove Road, Frederick, MD 21704 USA  
 Phone: (301) 662-5019 Fax: (301) 662-1731  
 Email: [sales@pmi-rf.com](mailto:sales@pmi-rf.com)

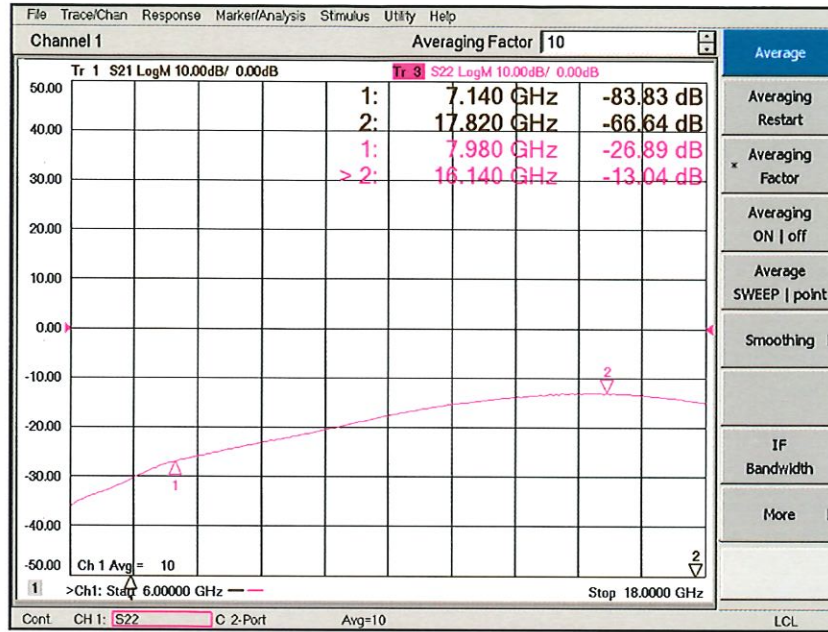




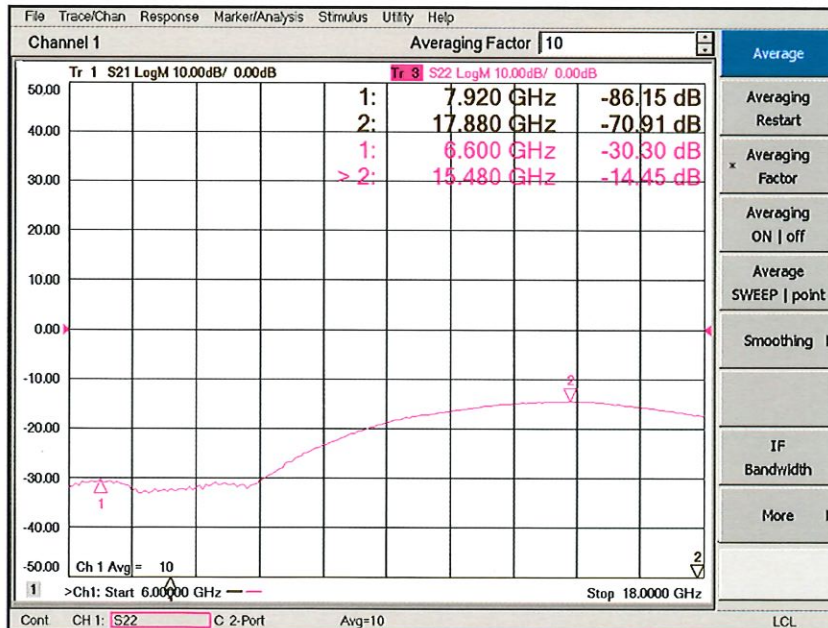
**SUMMARY TEST DATA  
ON  
P4T-6G18G-27-T-SFF**

PL25564/1919

**(J1 – J2) Isolation and Termination Return Loss**



**(J1 – J3) Isolation and Termination Return Loss**



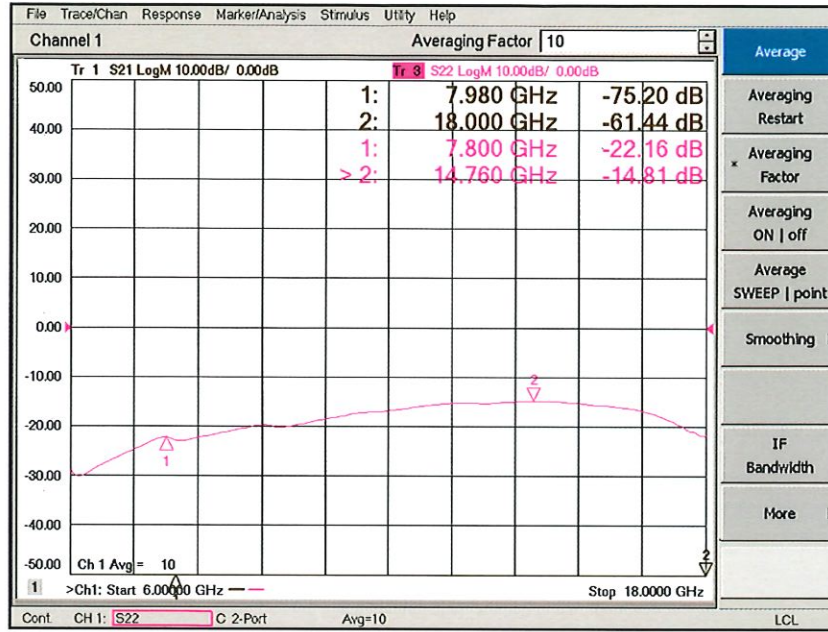
7311-F Grove Road, Frederick, MD 21704 USA  
 Phone: (301) 662-5019 Fax: (301) 662-1731  
 Email: [sales@pmi-rf.com](mailto:sales@pmi-rf.com)



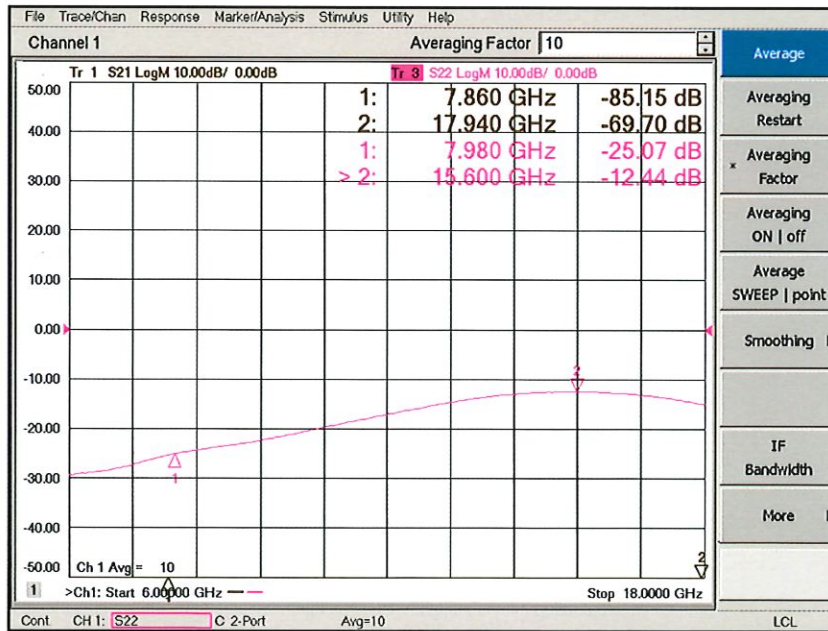
**SUMMARY TEST DATA  
ON  
P4T-6G18G-27-T-SFF**

PL25564/1919

**(J1 – J4) Isolation and Termination Return Loss**



**(J1 – J5) Isolation and Termination Return Loss**



7311-F Grove Road, Frederick, MD 21704 USA  
Phone: (301) 662-5019 Fax: (301) 662-1731  
Email: [sales@pmi-rf.com](mailto:sales@pmi-rf.com)