SUMMARY TEST DATA ON SDLVA-0R5G18G-50R-30dBm

CUSTOMER:
SO:
MODEL NO: SDLVA-0R5G18G-50R-30dBm
SERIAL NO: PL25602/1922

TESTED BY: Simon K.
TEMPERATURE: +25°C
DATE: 5/30/2019
DRAWING NO: 27629391 **REV:** A1

TEST ITEM NO:	PARAMETERS	SPECIFIED VALUE	MEASURED VALUE	REMARKS QA/QC
1	Frequency Range:	500 MHz to 18 GHz	500 MHz to 18 GHz	PMI QA 1
2	TSS:	-71 dBm Min.	-72 dBm	
3	VSWR:	2.5:1 Max.	2.35:1	
4	Video Output Range:	0 - 2.2 VDC Into a 50Ω Load	0.3 - 2.1 VDC	
5	Max Video Output:	2.4 VDC	2.090 VDC	
6	Input Power:	+30dBm CW Max.	Pass	
7	Log slope:	25mV/dB (±10%) @ 50Ω Load	23.57 mV/dB	
8	Log Range:	-70 to 0 dBm	-70 to 0 dBm	
9	Log Slope Intercept Point:	At -70 dBm RF Input Video Out = 350mV (Nom.) @25°C	299 mV	
10	Pulse Range:	50ns to CW	50ns to CW	
11	Pulse Rise Time: (10% to 90%)	20ns Max.	9ns	
12	Pulse Overshoot:	1dB Max. with 50Ω Load	1dB Max. with 50Ω Load	
13	Pulse Fall Time: (90% to 10%)	60 ns Max.	44ns	
14	Power Supply:	+12 to +15 VDC @ 400 mA -12 to -15 VDC @150 mA	263mA -93 mA	PMI QA 1

QA/QC Approval: PMI QA 1 **Date:** 6/3/19

7331-F Grove Road Frederick, MD 21704 USA
Phone: (301)662-5019 FAX: (301)662-1731 Email: sales@pmi-rf.com

Transfer Response @ 25C

LOG TRANSFER WITH FREQUENCY @ +25°C
MODEL: SDLVA-0R5G18G-50R-30dBm
TESTED BY: Simon K.
TEST DATE: 05/30/19
SERIAL NO: PL25602
TEST TEMP: +25C

PLANAR MONOLITHICS INDUSTRIES
4921 ROBERT J. MATHEWS PARKWAY
ELDORADO HILLS, CA 95762
PH: 916-542-1401 FAX:916-265-2597
EMAIL: SALES@PMI-RF.COM

Frequency			-70	-65	-60	-55	-50	-45	-40	-35	-30	-25	-20	-15	-10	-5	0	RF Input Power (dBm)
0.5 GHz	INTERCEPT (mV)	2085	310	429	548	683	813	950	1070	1192	1313	1442	1580	1716	1835	1963	2071	Measured Value (mV)
	SLOPE (mV/dB)	25.45	6	-2	-10	-2	0	10	3	-2	-9	-7	4	13	4	5	-14	Error (mV)
			0.25	-0.08	-0.40	-0.09	0.01	0.40	0.11	-0.09	-0.34	-0.27	0.16	0.50	0.18	0.21	-0.55	0.55
9.25 GHz	INTERCEPT (mV)	2081	299	398	517	652	779	920	1042	1159	1293	1413	1538	1697	1838	1974	2090	Measured Value (mV)
	SLOPE (mV/dB)	25.92	32	2	-9	-3	-6	5	-2	-15	-11	-20	-25	5	16	22	9	Error (mV)
			1.25	0.07	-0.34	-0.13	-0.23	0.20	-0.09	-0.58	-0.41	-0.78	-0.96	0.18	0.62	0.86	0.34	1.25
18 GHz	INTERCEPT (mV)	1987	332	441	560	698	829	951	1056	1164	1287	1387	1475	1611	1757	1884	1998	Measured Value (mV)
	SLOPE (mV/dB)	23.57	-5	-14	-13	7	21	25	12	2	7	-11	-41	-22	6	15	11	Error (mV)
			-0.21	-0.59	-0.54	0.31	0.87	1.05	0.50	0.08	0.30	-0.45	-1.72	-0.95	0.24	0.63	0.47	1.72
	Flatness dB		0.6	0.8	0.8	0.9	1	0.6	0.5	0.6	0.5	1.1	2	2	1.6	1.7	1.8	

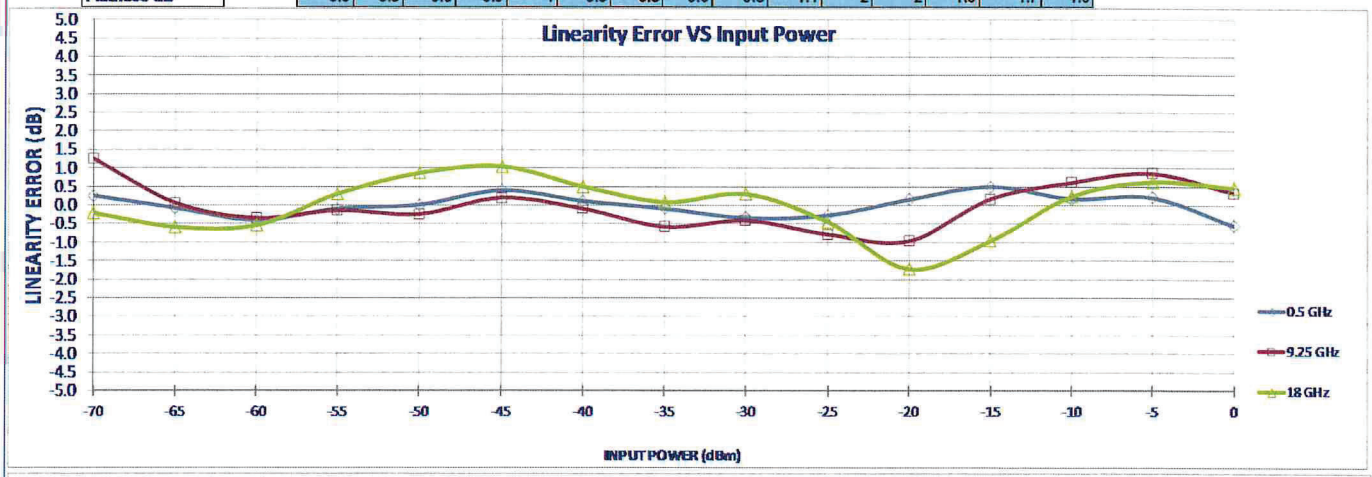

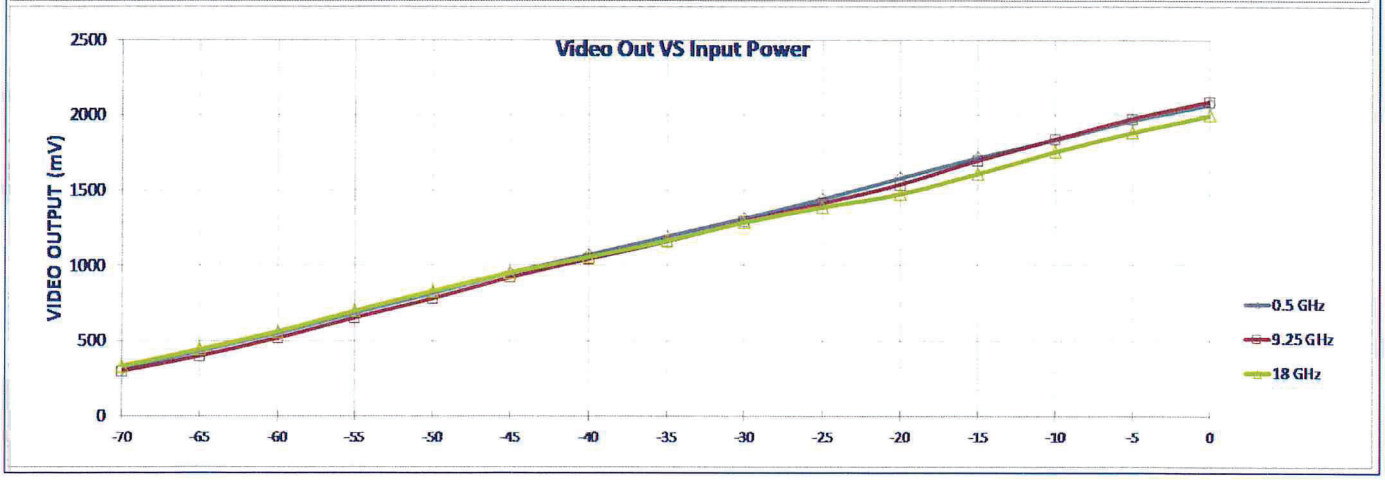

VSWR @ 25C

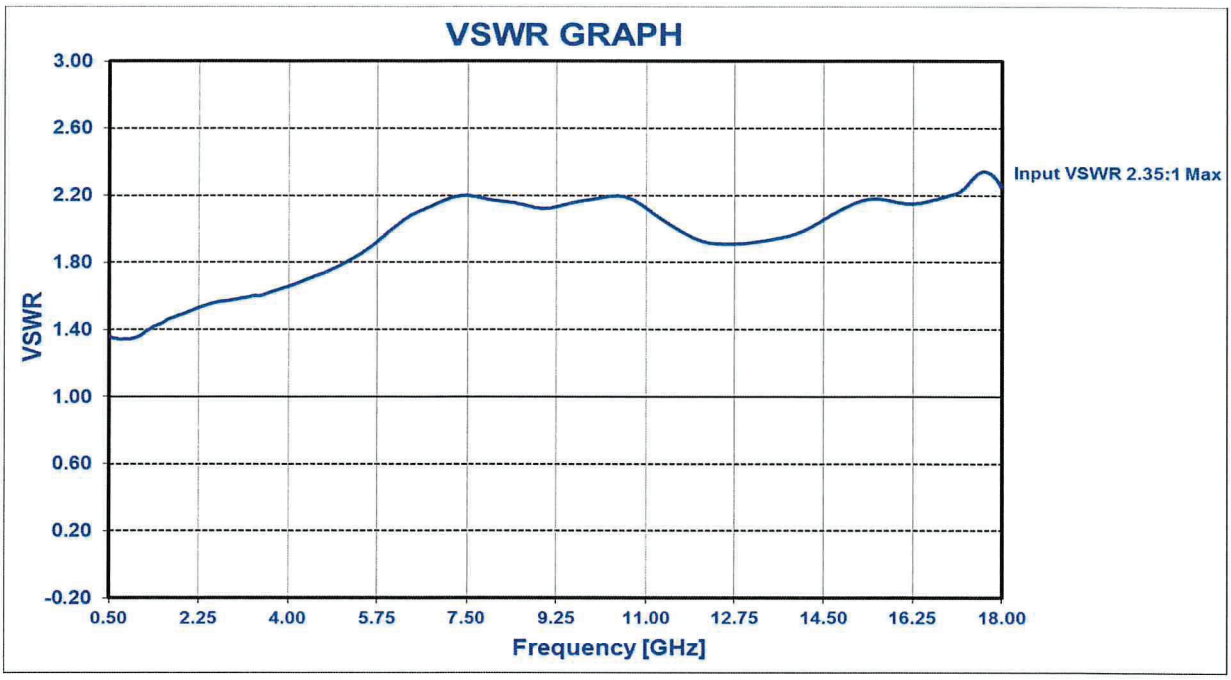

TSS @ -72 dBm

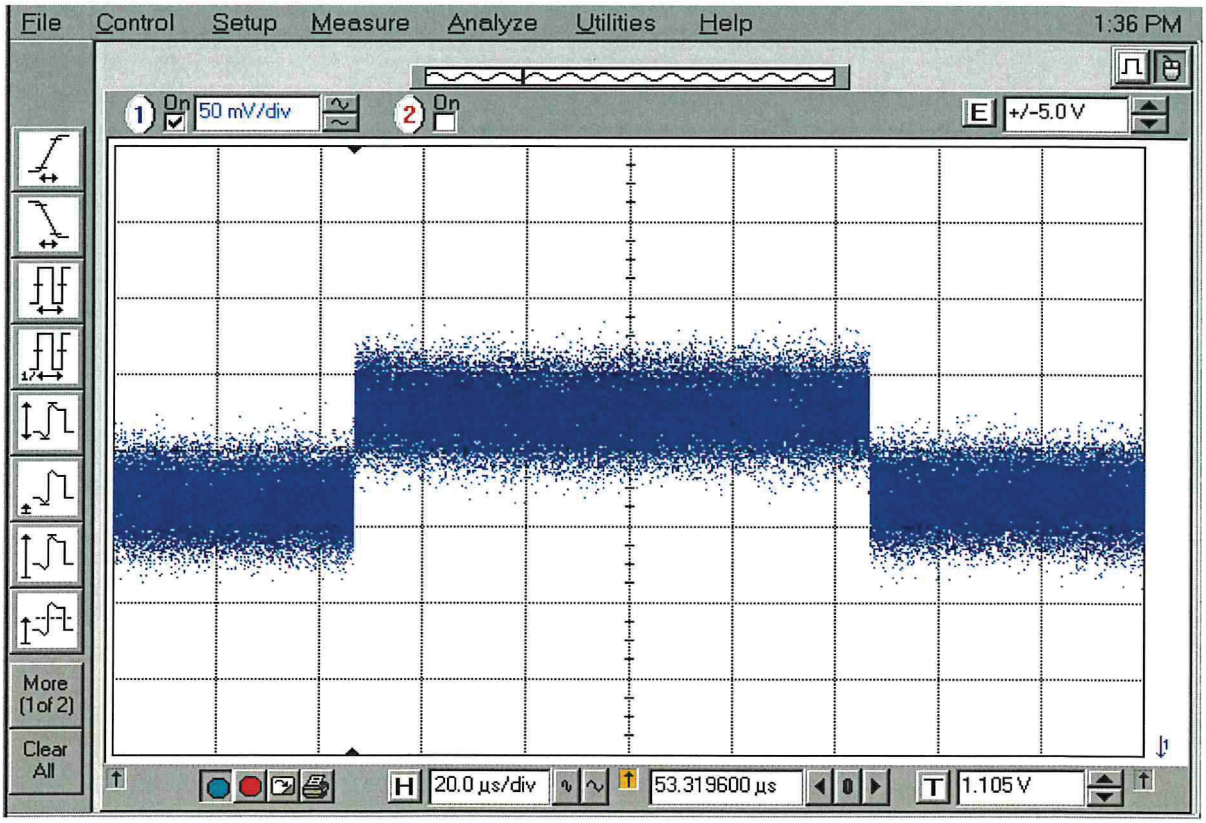

Rise Time @ 9ns

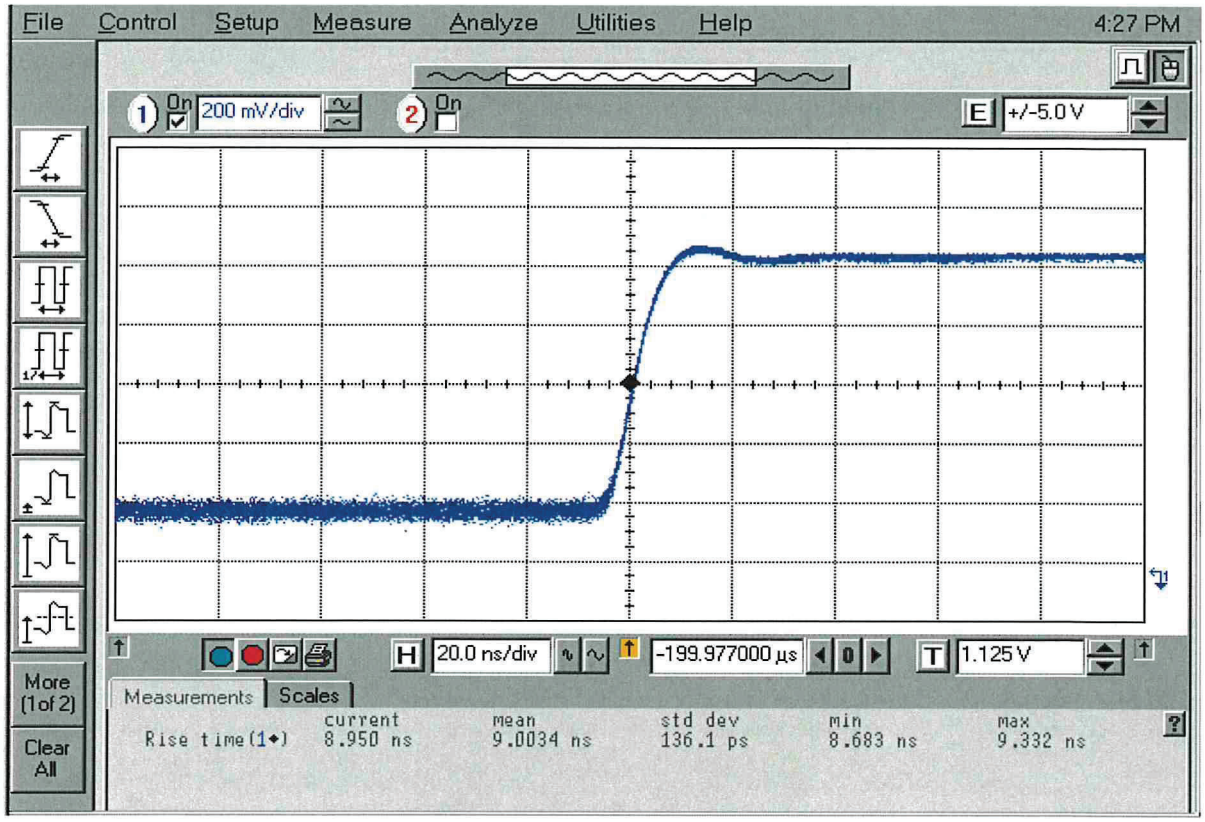
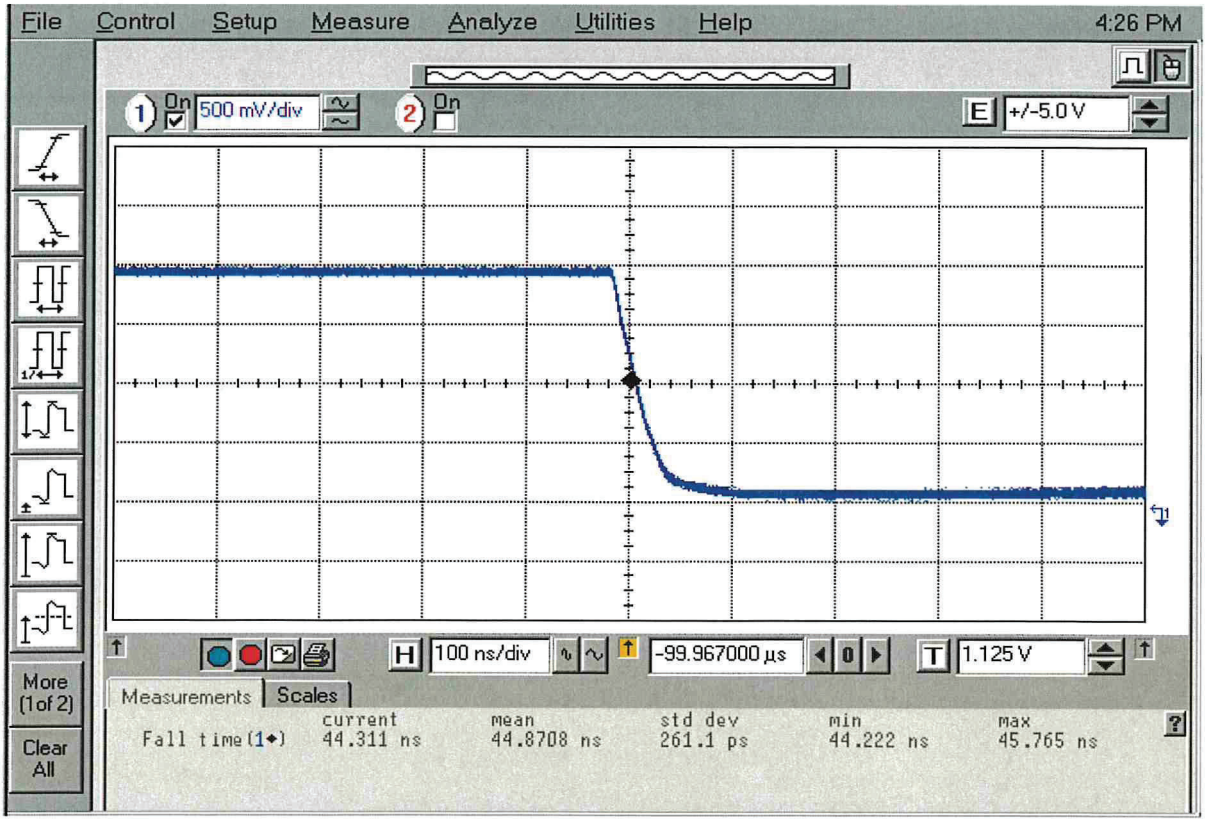
Fall Time @ 44ns