



**SUMMARY TEST DATA
ON
TCDRO-16G-CD-1**

PL26099/1931

Customer: _____	Tested By: <u>C. Ertter</u>	
SO No: _____	Temperature: <u>+25°C</u>	
Model No: <u>TCDRO-16G-CD-1</u>	Date: <u>08/23/19</u>	
Serial No: <u>PL26099/1931</u>	Drawing No: <u>27634780</u>	Rev: <u>A1</u>

TEST. ITEM NO	PARAMETERS	SPECIFIED VALUE	TEST RESULTS	QA QC
1	Center Frequency:	16 GHz	16.0 GHz See Plot	PMI QA 1
2	Mechanical Tuning Frequency:	±10 MHz	±20 MHz	
3	Output Power:	18 dBm Min.	+18.8 dBm See Plot	
4	Spurious:	-85 dBc Min.	-90 dBc	
5	Harmonics:	-25 dBc Min.	-35 dBc See Plot	
6	*Phase Noise:	10 kHz Offset = -80 dBc/Hz 100 kHz Offset = -95 dBc/Hz	10 kHz Offset = -82 dBc/Hz 100 kHz Offset = -112 dBc/Hz	
7	Frequency Drift Temperature Coefficient :	0.8 ppm/°C	See typical characteristics	
9	DC Supply:	+15±0.5 VDC @ 200 mA Max	105 mA @ +15 VDC	PMI QA 1

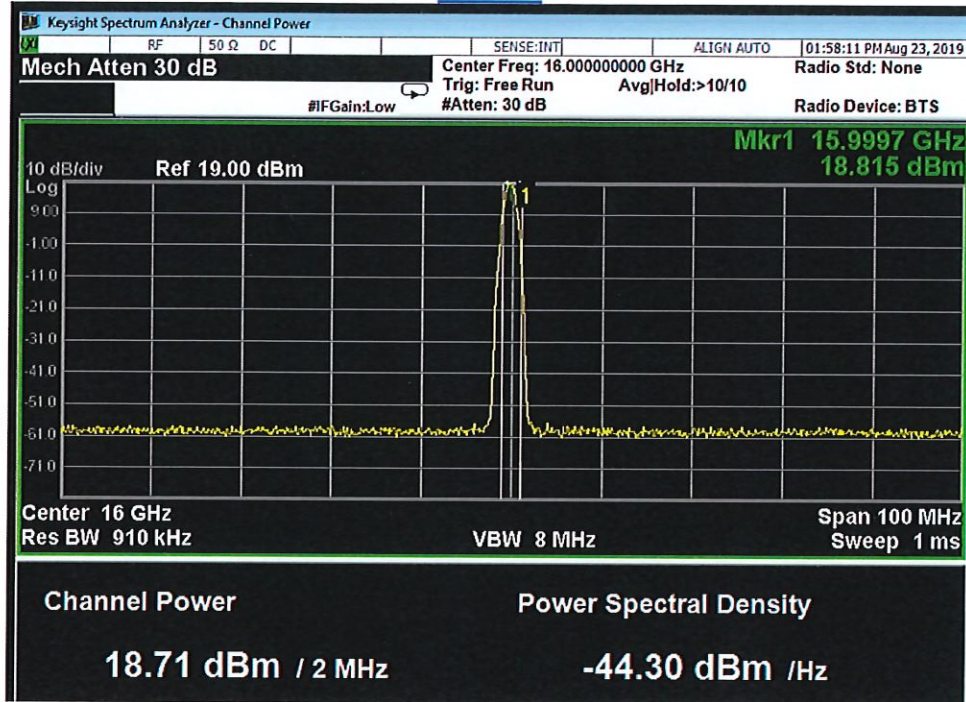
QA/QC Approval:  PMI QA 1 Date: 11/8/19



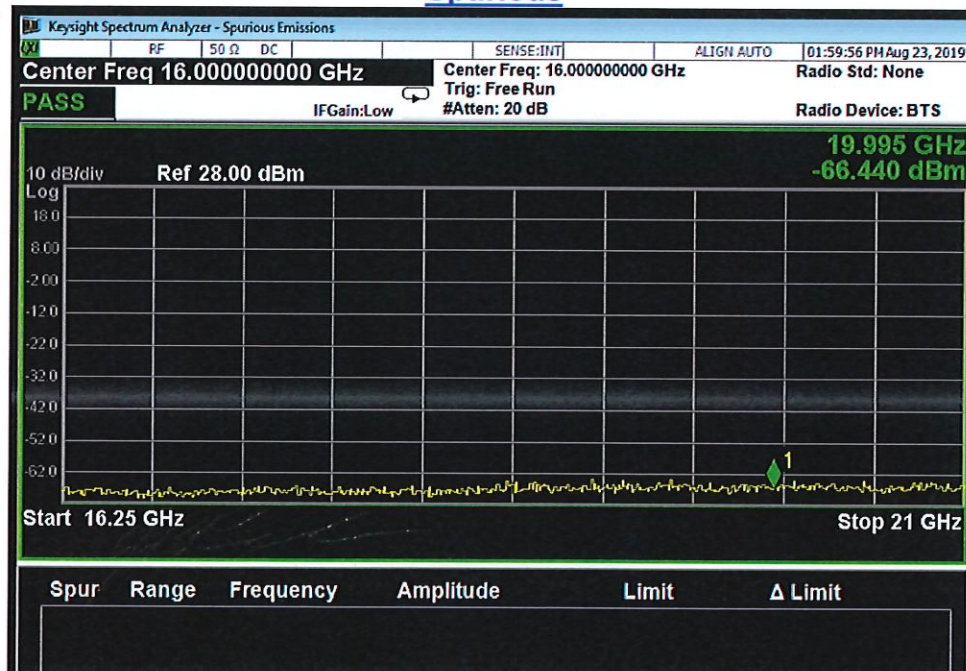
**SUMMARY TEST DATA
ON
TCDRO-16G-CD-1**

PL26099/1931

Carrier



Spurious

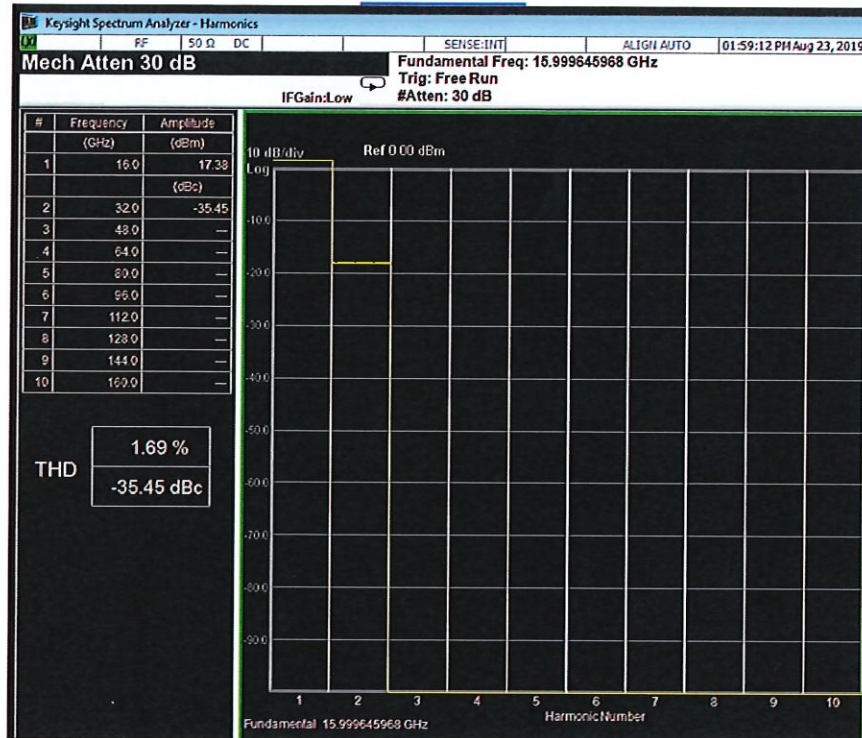




**SUMMARY TEST DATA
ON
TCDRO-16G-CD-1**

PL26099/1931

Harmonics



Phase Noise

